



US00D785899S

(12) **United States Design Patent**
Chambers

(10) **Patent No.:** **US D785,899 S**

(45) **Date of Patent:** **** May 2, 2017**

(54) **PILLOW SAFE**

(71) Applicant: **Wade L. Chambers**, Ridgeville, SC
(US)

(72) Inventor: **Wade L. Chambers**, Ridgeville, SC
(US)

(**) Term: **15 Years**

(21) Appl. No.: **29/505,288**

(22) Filed: **Sep. 4, 2015**

(51) **LOC (10) Cl.** **99-00**

(52) **U.S. Cl.**
USPC **D99/28**

(58) **Field of Classification Search**
USPC D99/28, 34, 35, 36, 37, 43, 99; D6/601
CPC F32B 39/24; E05B 65/0075; E05G 1/00;
E05G 1/005; E05G 1/024; E05G 5/00;
E05G 2700/00; E05G 2700/02; E05G
2700/04; E05G 5/02; G05G 1/024; G07D
11/0006; G07D 11/0009; G07D 9/002;
G07D 9/004; G07D 11/009; F07D 9/008;
G07F 9/06; G07F 9/003; G07F 17/10;
G07F 17/12; A47G 9/10; A47G 9/1009;
A47G 9/1027; A47G 9/1036; A47G
9/1045; A47G 9/1054; A47G 9/1072;
A47G 2009/1018; A47C 21/00; A47C
21/02; A47C 21/026

See application file for complete search history.

(56) **References Cited**

U.S. PATENT DOCUMENTS

D315,009 S * 2/1991 Ingalls D21/793
5,245,775 A * 9/1993 Goserud G09F 3/20
40/654.01

D447,052 S * 8/2001 Goserud D9/418
D513,192 S * 12/2005 Lin D9/702
D539,540 S * 4/2007 Perlman D3/294
D654,654 S * 2/2012 Meekma D99/28
D655,885 S * 3/2012 Meekma D99/28
D682,505 S * 5/2013 Holmgren D99/34
D694,647 S * 12/2013 Hermes D9/702
D763,540 S * 8/2016 SerVaas D99/34
2006/0023974 A1 * 2/2006 Zimmerman B65D 31/12
383/38
2007/0180873 A1 * 8/2007 Yen A45C 13/18
70/63
2007/0294931 A1 * 12/2007 Kettles A47L 13/16
42/95
2008/0107781 A1 * 5/2008 Carroll B65D 31/12
426/128

* cited by examiner

Primary Examiner — Elizabeth J Oswecki

(74) *Attorney, Agent, or Firm* — Paul R. Martin


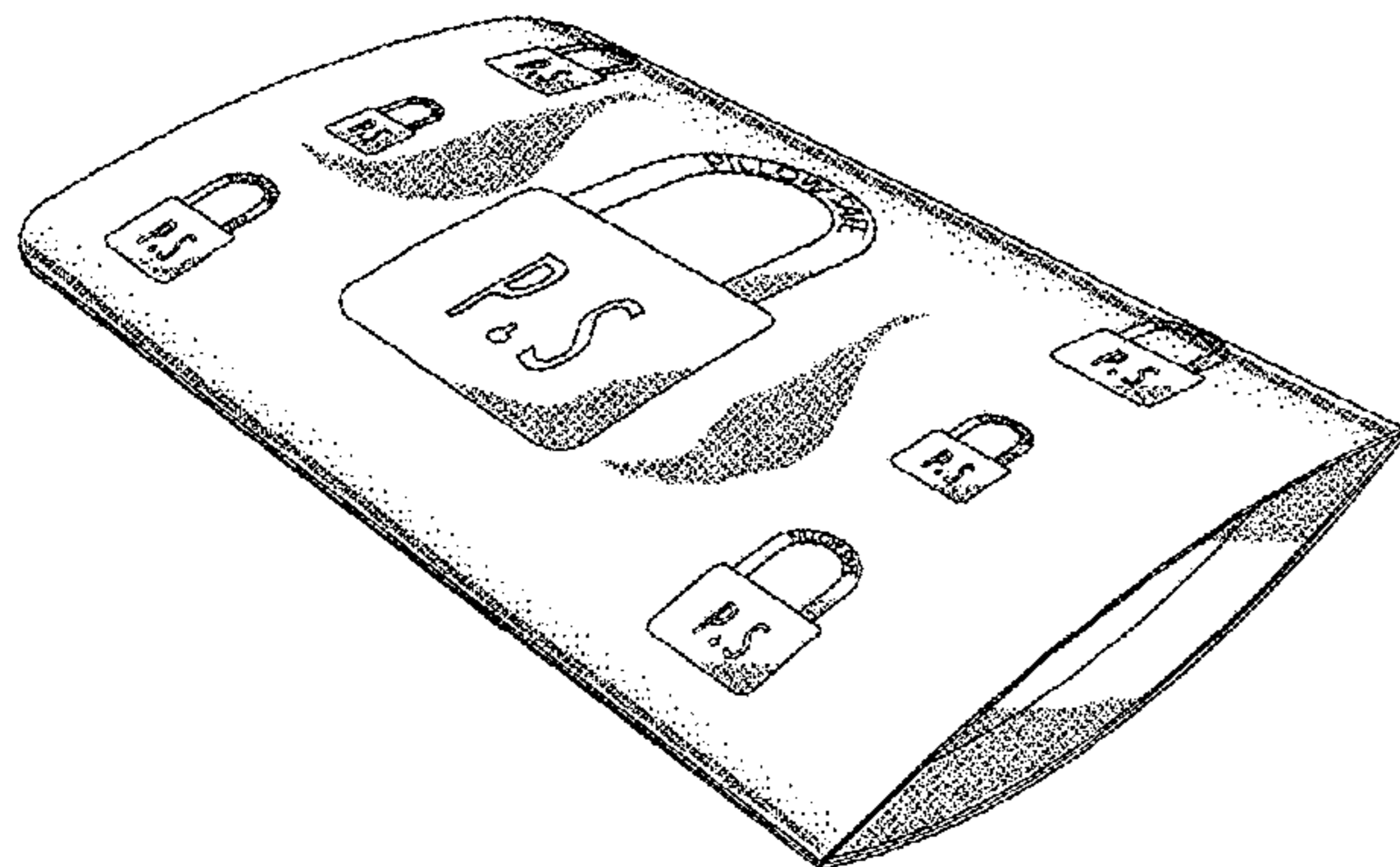
(57) **CLAIM**

The ornamental design for a pillow safe, as shown and described.

DESCRIPTION

FIG. 1 is a perspective view of a pillow safe showing my new design;
FIG. 2 is a top plan view thereof;
FIG. 3 is a bottom plan view thereof;
FIG. 4 is a front elevational view thereof;
FIG. 5 is a rear elevational view thereof;
FIG. 6 is a left side elevational view thereof; and,
FIG. 7 is a right side elevational view thereof.

1 Claim, 5 Drawing Sheets



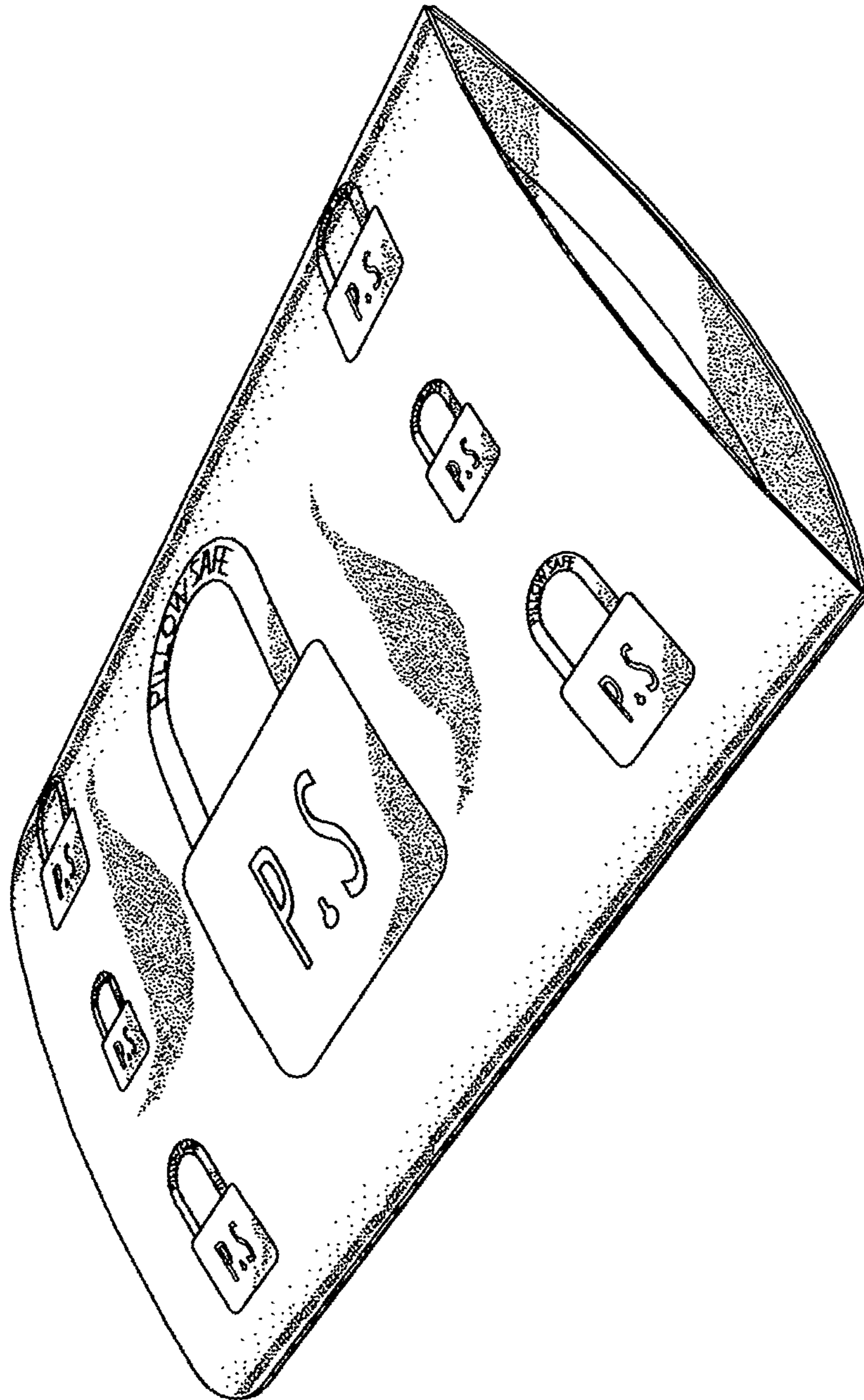


FIG. 1

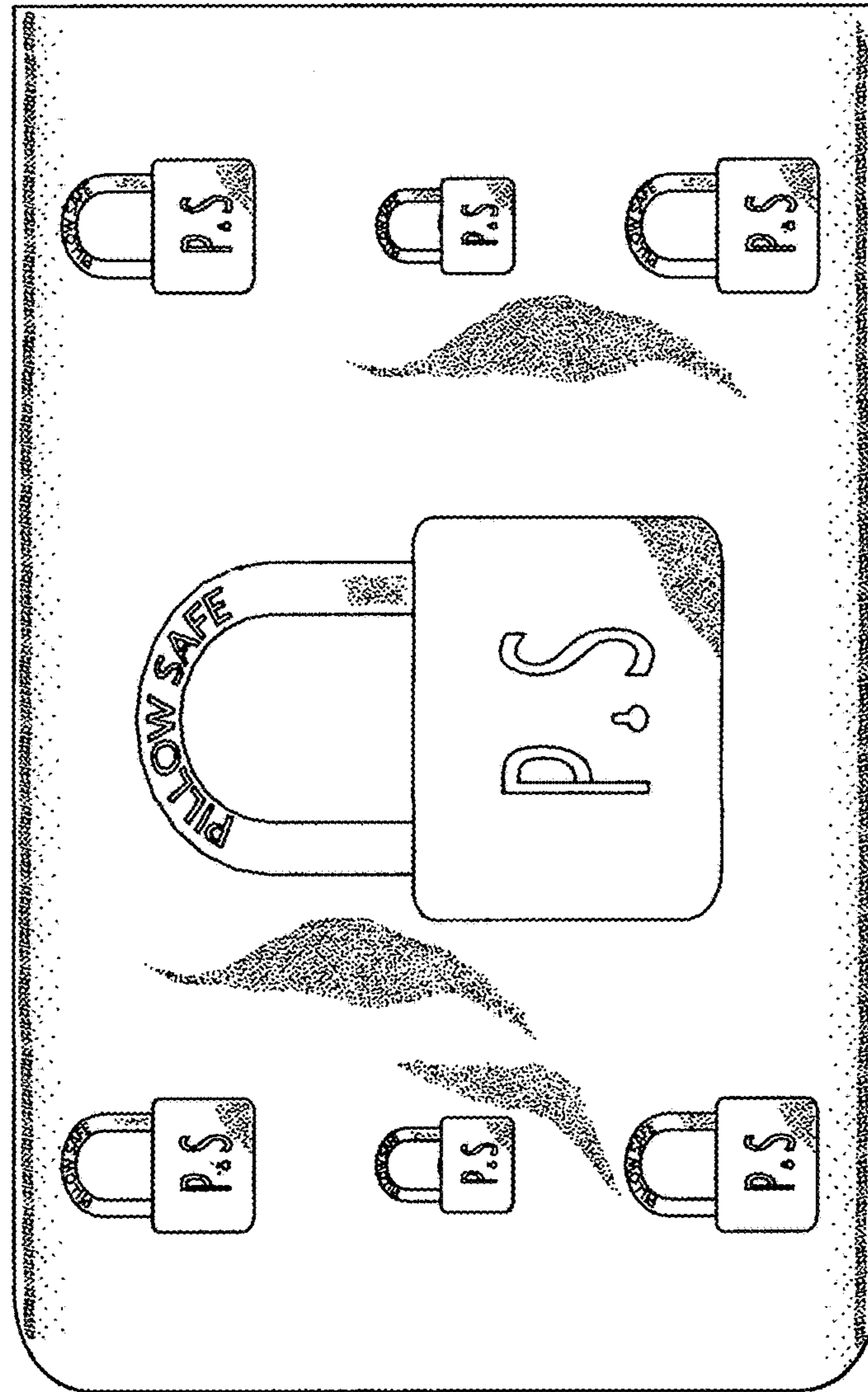


FIG. 2




FIG. 3



FIG. 4



FIG. 5




FIG. 6

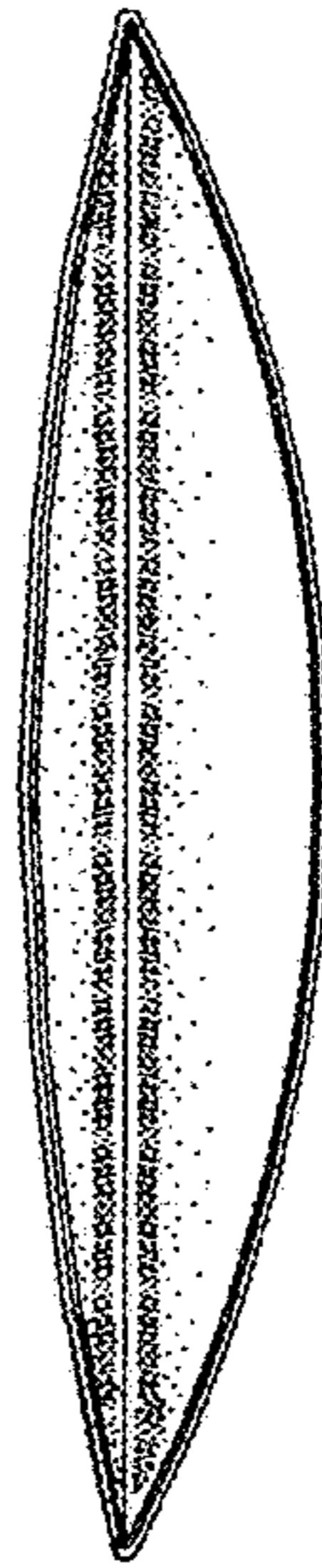


FIG. 7