



US00D785897S

(12) **United States Design Patent**
Florek et al.

(10) **Patent No.:** **US D785,897 S**

(45) **Date of Patent:** **** May 2, 2017**

- (54) **URN**
- (71) Applicants: **John Florek**, Scotland (CA); **Wendy Florek**, Scotland (CA)
- (72) Inventors: **John Florek**, Scotland (CA); **Wendy Florek**, Scotland (CA)
- (**) **Term:** **15 Years**
- (21) **Appl. No.:** **29/544,658**
- (22) **Filed:** **Nov. 5, 2015**
- (51) **LOC (10) Cl.** **99-00**
- (52) **U.S. Cl.**
USPC **D99/5**
- (58) **Field of Classification Search**
USPC D99/5, 1; D6/301, 314, 515, 680, 661.1, D6/676, 300; D19/85, 77, 84; 27/1, 2, 27/19; 206/575, 457, 597; 40/720, 721, 40/725; 220/4.28; 434/403; 312/114
CPC A61G 17/08; A47G 1/06; G09F 7/00
See application file for complete search history.

(56) **References Cited**

U.S. PATENT DOCUMENTS

- 892,458 A * 7/1908 Sparks E04H 13/003
27/35
- 956,046 A * 4/1910 Davis B65D 65/22
229/162.6
- 1,290,057 A * 1/1919 Bintliff B65D 7/26
220/6
- 1,373,014 A * 3/1921 Moore G09F 3/00
220/315
- 2,501,694 A * 3/1950 Ruffin A45C 11/00
206/457
- 2,572,454 A * 10/1951 Down A47G 1/14
273/146
- 2,762,153 A * 9/1956 Knode B44F 1/063
40/615

- 2,835,014 A * 5/1958 Dioguardi, Jr. A61G 17/04
24/457
- D185,509 S * 6/1959 Pedersen D6/301
- 2,989,226 A * 6/1961 Swartz B65D 11/188
220/4.28
- 3,561,146 A * 2/1971 Dembar A47G 1/14
40/661
- 3,703,045 A * 11/1972 Nyman A47G 1/14
40/720
- 3,716,936 A * 2/1973 Miller A47G 1/14
40/720
- D227,051 S * 6/1973 Snyder D6/301
- D268,374 S * 3/1983 Dercks D9/414
- D268,375 S * 3/1983 Dercks D99/1
- 4,553,680 A * 11/1985 Griggs A47F 3/005
220/4.33
- 4,560,257 A * 12/1985 Otema G02B 5/08
217/11
- 5,140,728 A * 8/1992 Chandler A61G 17/04
264/250
- 5,230,127 A * 7/1993 Zukowski A61G 17/007
220/327

(Continued)

Primary Examiner — Paula Greene

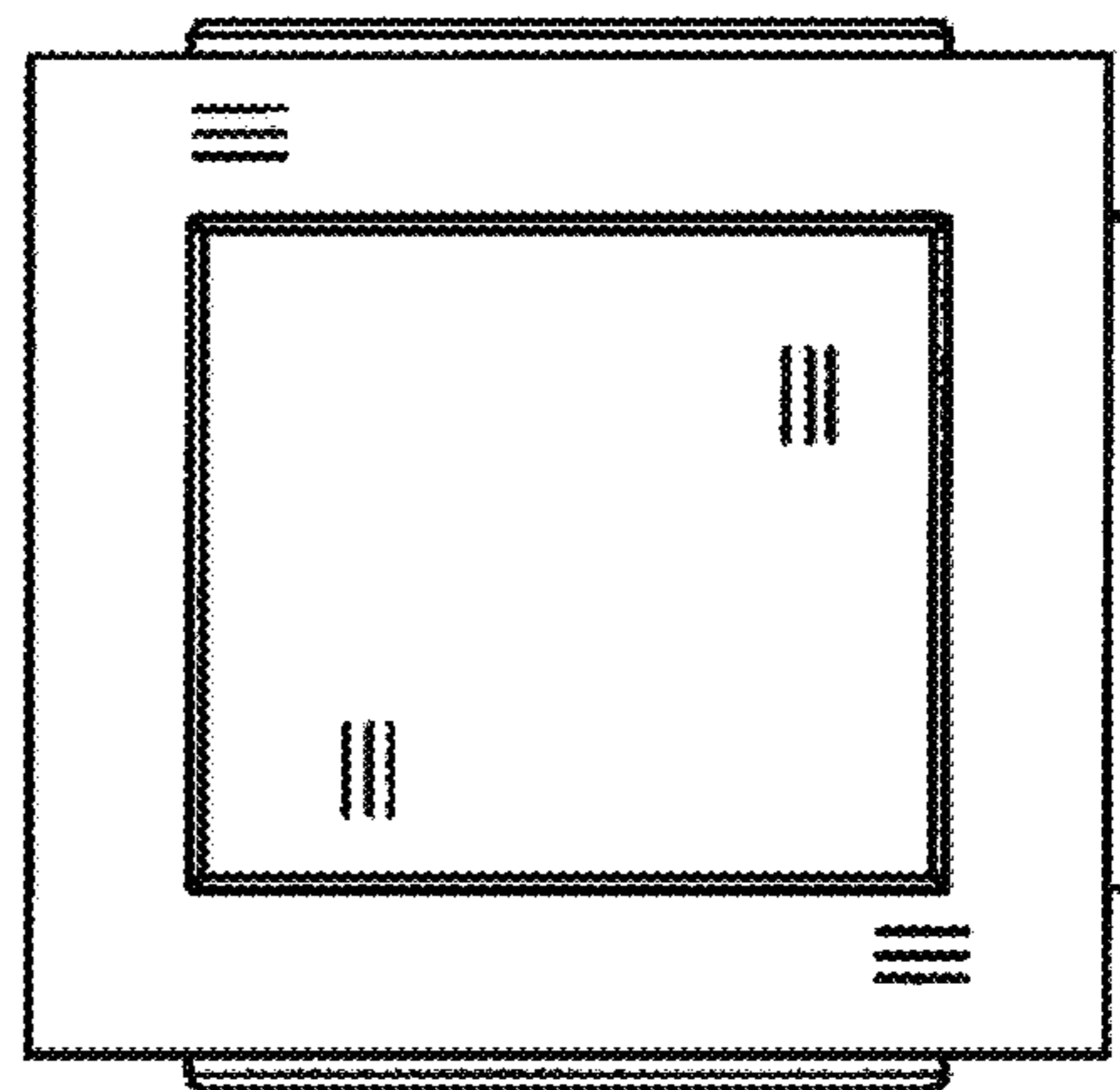
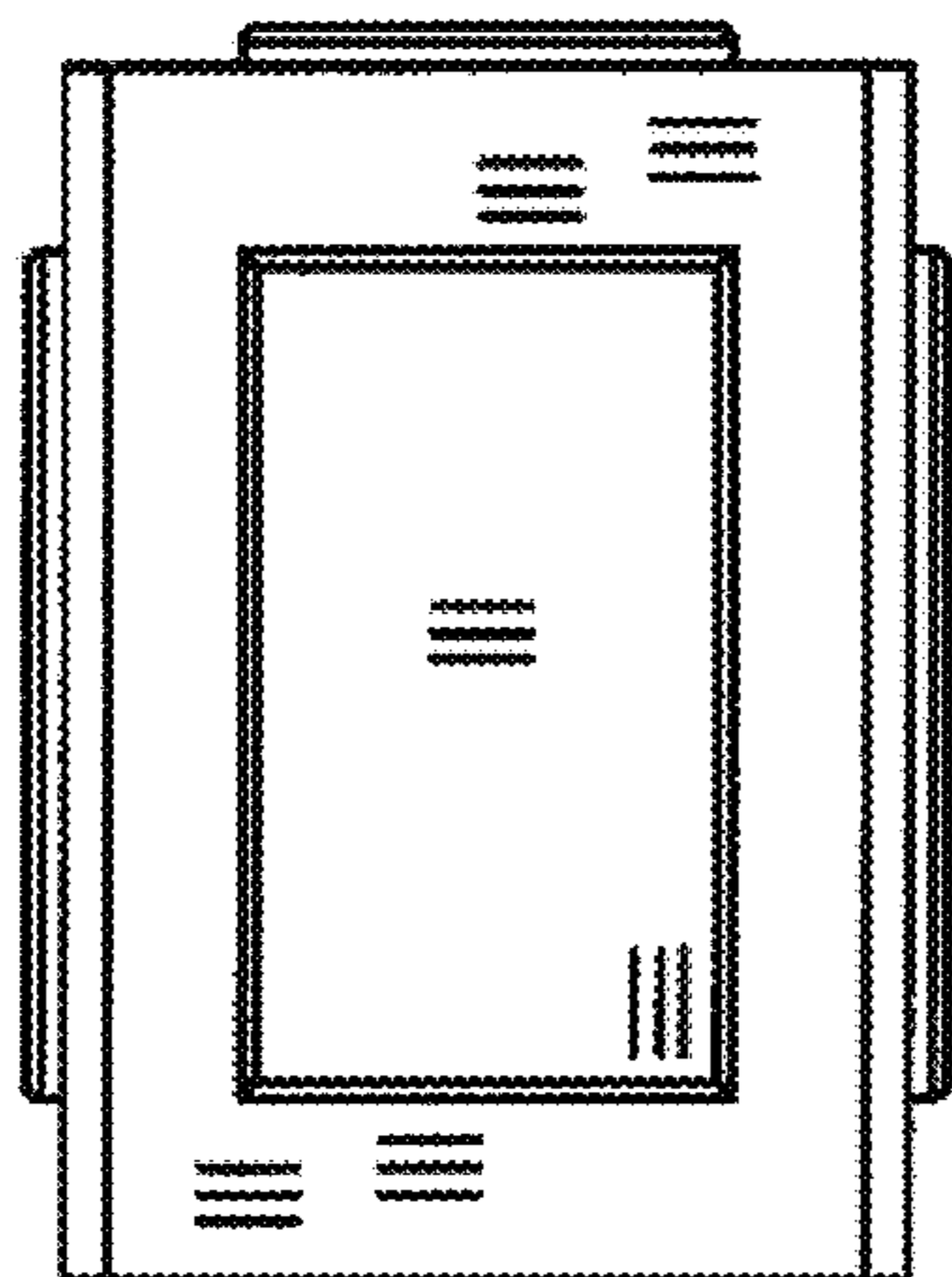
(57) **CLAIM**

The ornamental design for an urn, as shown and described.

DESCRIPTION

FIG. 1 is a right end view of the present design an urn.
 FIG. 2 is a bottom plan view of the present design an urn.
 FIG. 3 is a right side elevation view of the present design an urn.
 FIG. 4 is a left end inverted elevational view of the present design an urn.
 FIG. 5 is a left end perspective view of the present design an urn; and,
 FIG. 6 is a top side perspective view of the present design an urn.

1 Claim, 2 Drawing Sheets



(56)

References Cited

U.S. PATENT DOCUMENTS

5,277,307 A * 1/1994 Kelly A47G 1/14
 206/232
 D350,010 S * 8/1994 May D99/5
 D374,962 S * 10/1996 Allen D99/5
 D383,278 S * 9/1997 Jennings D34/1
 5,695,066 A * 12/1997 Bartlett B44C 5/0446
 206/575
 5,740,637 A * 4/1998 Snow E04H 13/006
 27/1
 5,774,958 A * 7/1998 Casimir A61G 17/007
 27/1
 D432,285 S * 10/2000 Baldwin D99/5
 D433,209 S * 10/2000 Baldwin D99/5
 D444,177 S * 6/2001 Carretta D19/77
 D444,287 S * 6/2001 Cass D99/5
 D444,288 S * 6/2001 Robinson D99/5
 D444,932 S * 7/2001 Greiwe D99/5
 6,256,914 B1 * 7/2001 Yeh A45C 1/12
 40/711
 D451,684 S * 12/2001 Vincent D6/301
 6,526,636 B2 * 3/2003 Bernhardt E04H 13/008
 27/1
 6,792,709 B1 * 9/2004 Fine A47G 1/0616
 40/720

D530,916 S * 10/2006 Sakaguchi D3/273
 7,318,262 B1 * 1/2008 Florea A61G 17/04
 27/1
 7,562,423 B2 * 7/2009 Pryd-Kakuk A61G 17/08
 27/1
 D609,874 S * 2/2010 Doty D99/5
 D612,571 S * 3/2010 Doty D99/5
 D618,424 S * 6/2010 Doty D99/5
 D618,425 S * 6/2010 Doty D99/5
 8,196,275 B2 * 6/2012 Wessel A47G 1/12
 27/10
 D678,761 S * 3/2013 Cooper D9/418
 D745,412 S * 12/2015 Hamui D9/418
 D748,362 S * 1/2016 Beeler D99/5
 D748,363 S * 1/2016 Hackett D99/5
 2004/0226210 A1 * 11/2004 Kaur G09F 1/10
 40/725
 2006/0174461 A1 * 8/2006 Roberts A61G 17/08
 27/1
 2008/0010792 A1 * 1/2008 Pryd-Kakuk A61G 17/08
 27/1
 2009/0030804 A1 * 1/2009 Sell A61G 17/00
 705/26.5
 2014/0250645 A1 * 9/2014 Bailey A61G 17/08
 27/1

* cited by examiner

Figure 1.

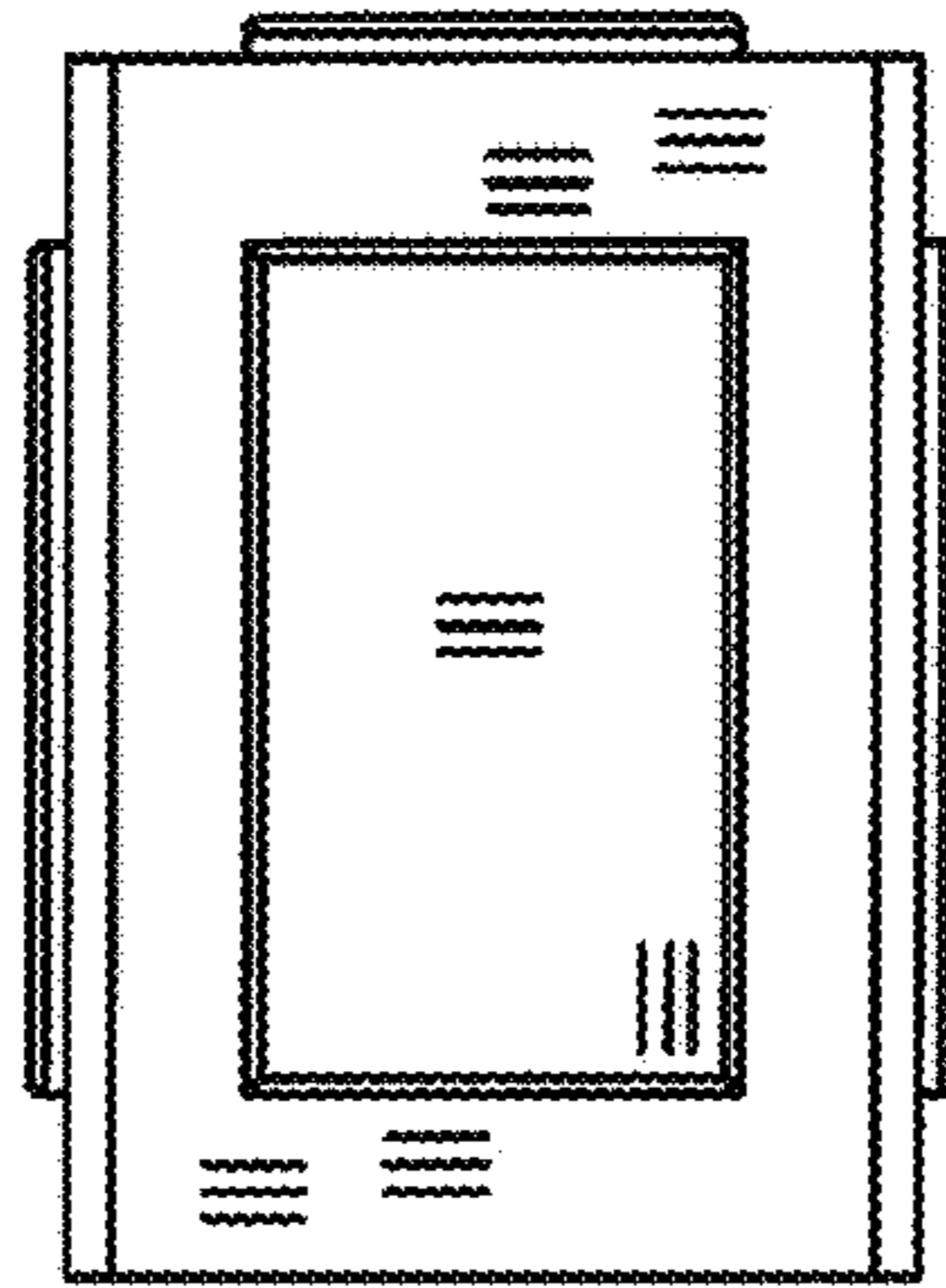


Figure 2.

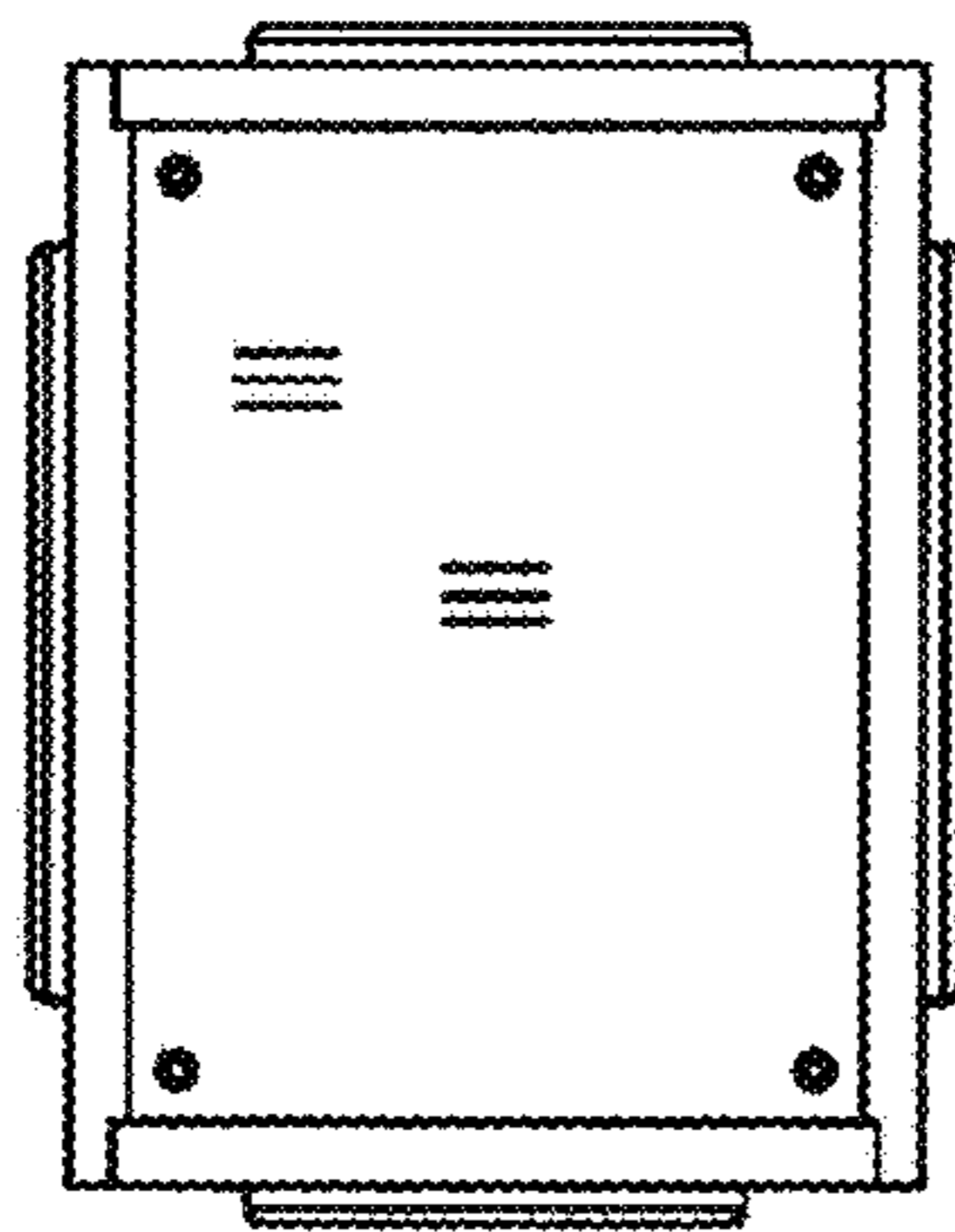


Figure 3.

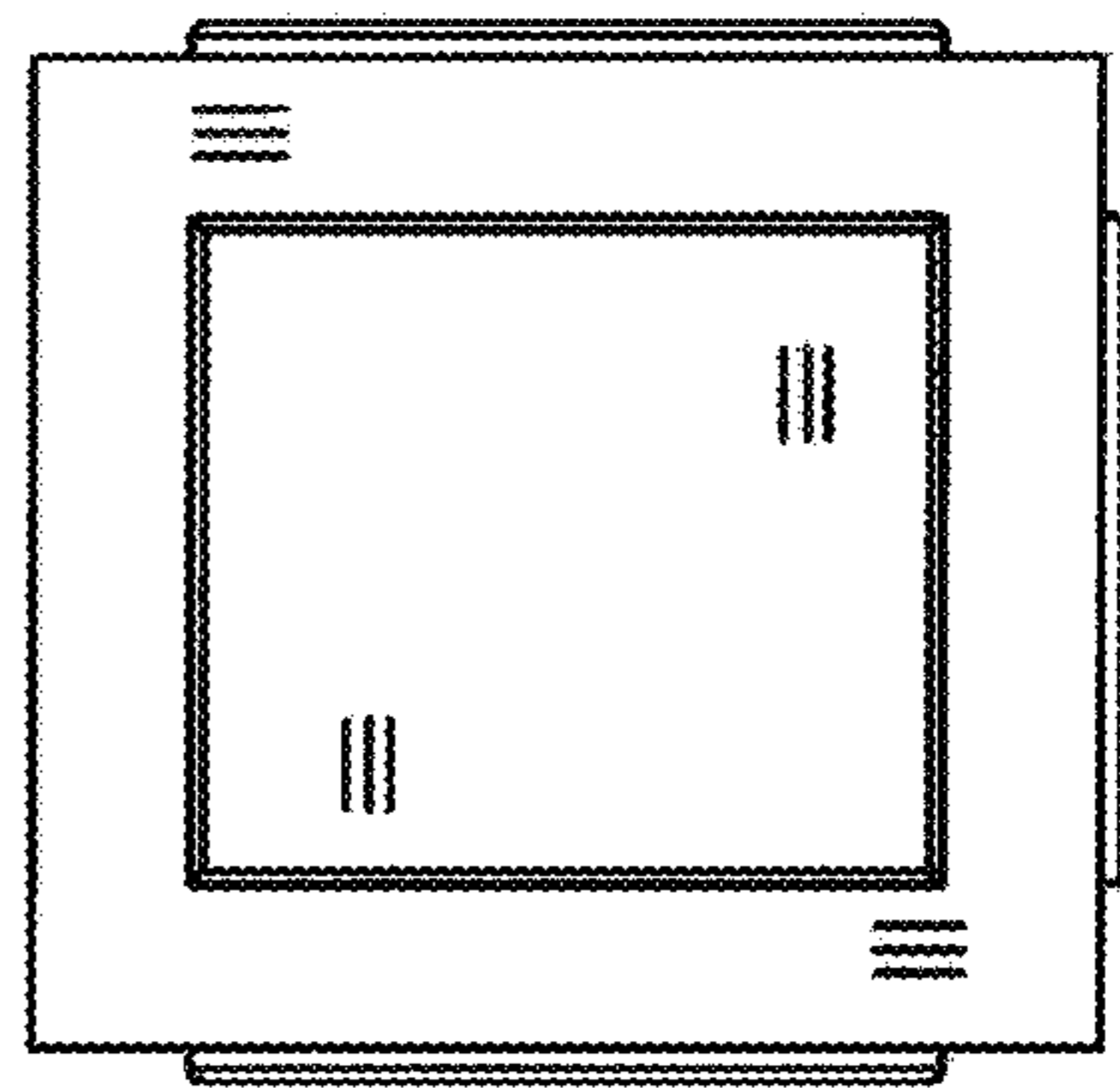


Figure 4.

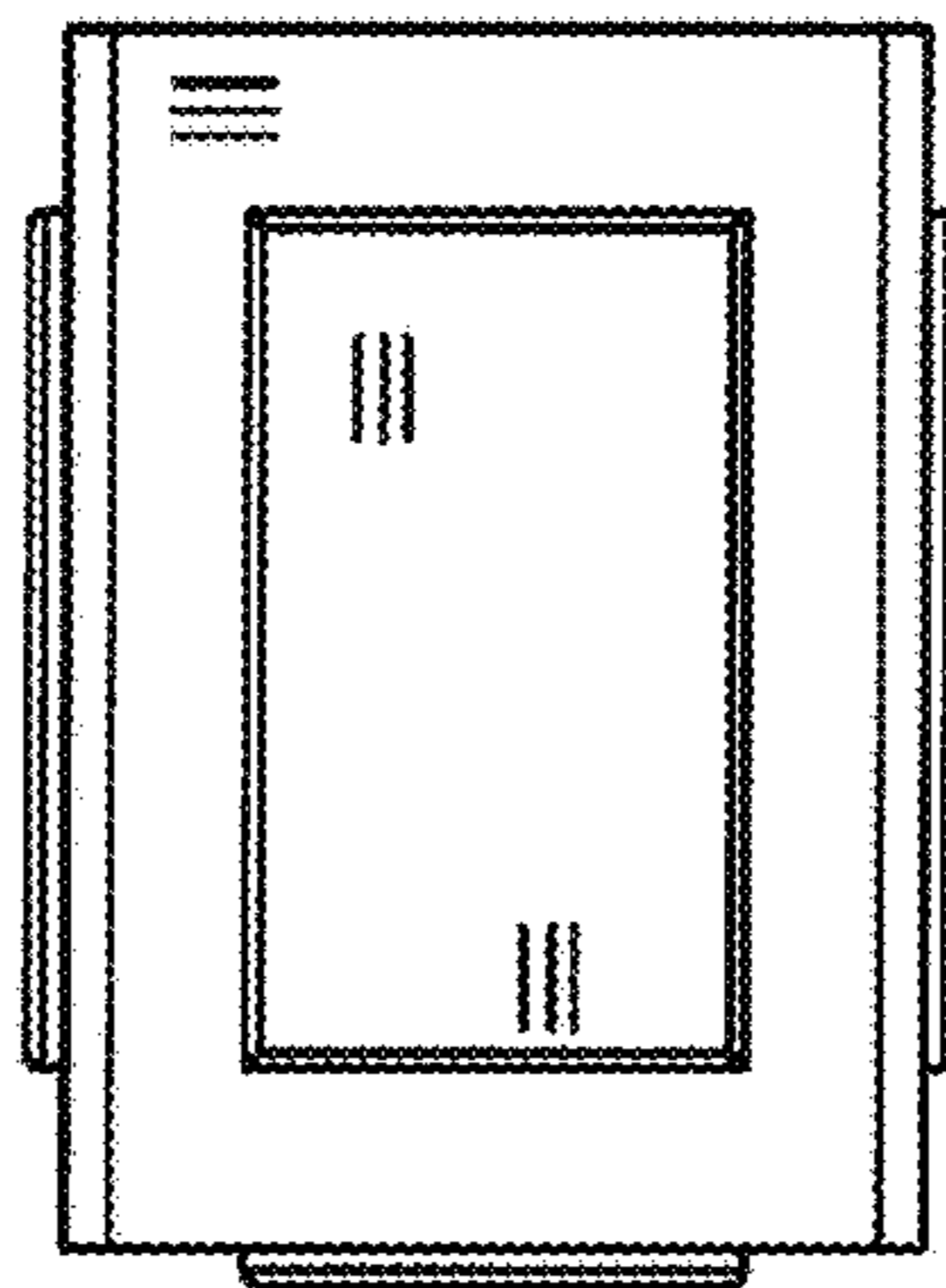


Figure 5.

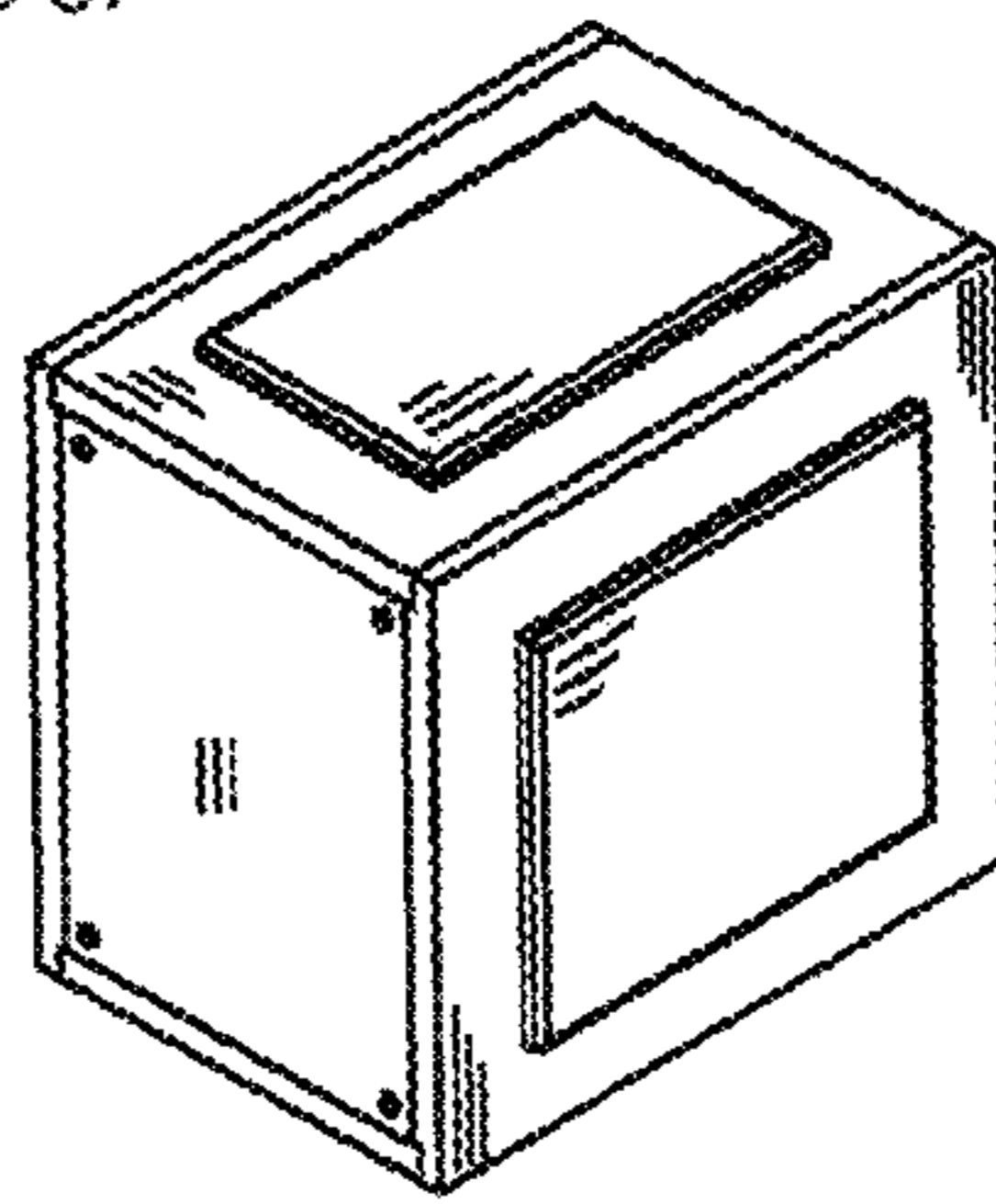


Figure 6.

