



US00D785895S

(12) **United States Design Patent**
Molnar et al.

(10) **Patent No.:** **US D785,895 S**

(45) **Date of Patent:** **** May 2, 2017**

- (54) **BATTERY COVER FOR A LIFT TRUCK**
- (71) Applicant: **Crown Equipment Corporation**, New Bremen, OH (US)
- (72) Inventors: **Christian Molnar**, Forstinning (DE);
Christoph Babel, Tuerkenfeld (DE);
James V. Kraimer, Haimhausen (DE)
- (73) Assignee: **Crown Equipment Corporation**, New Bremen, OH (US)

D576,775 S *	9/2008	Buchmann	D34/34
D612,563 S *	3/2010	Stark	D34/34
D649,322 S *	11/2011	Bartlett	D34/35
D681,902 S *	5/2013	Hiraoka	D34/34
D696,831 S *	12/2013	Kazaoka	D34/35
D720,515 S *	12/2014	Warner	D34/35
D744,904 S *	12/2015	Criss, Jr.	D12/107
D746,014 S *	12/2015	Rekow	D34/35
D746,534 S *	12/2015	Rekow	D34/35

(**) Term: **15 Years**

(21) Appl. No.: **29/540,751**

(22) Filed: **Sep. 28, 2015**

(51) **LOC (10) Cl.** **12-05**

(52) **U.S. Cl.**
USPC **D34/35**

(58) **Field of Classification Search**
USPC D34/34, 35; 414/572, 592, 631, 785,
414/640, 601, 602, 685, 687, 688, 694;
180/89.12, 89.13, 89.17; D15/22-29, 30,
D15/31

CPC B66F 9/24; B66F 9/07563; B66F 9/105;
B66F 9/07545; B66F 9/12; B66F 9/146;
B66F 9/195; B66F 17/003

See application file for complete search history.

(56) **References Cited**

U.S. PATENT DOCUMENTS

D242,337 S *	11/1976	De Priester et al.	D34/37
7,014,007 B2 *	3/2006	Iwamoto	B62D 21/186 180/311

* cited by examiner

Primary Examiner — Cynthia Ramirez

(74) *Attorney, Agent, or Firm* — Stevens & Showalter, LLP

(57) **CLAIM**

The ornamental design for a battery cover for a lift truck, as shown and described.

DESCRIPTION

FIG. 1 is a perspective view of the battery cover for a lift truck as viewed from the right rear and above with the rear of the cover defined by an operator's position on the lift truck;

FIG. 2 is a rear elevational view thereof;

FIG. 3 is a front elevational view thereof;

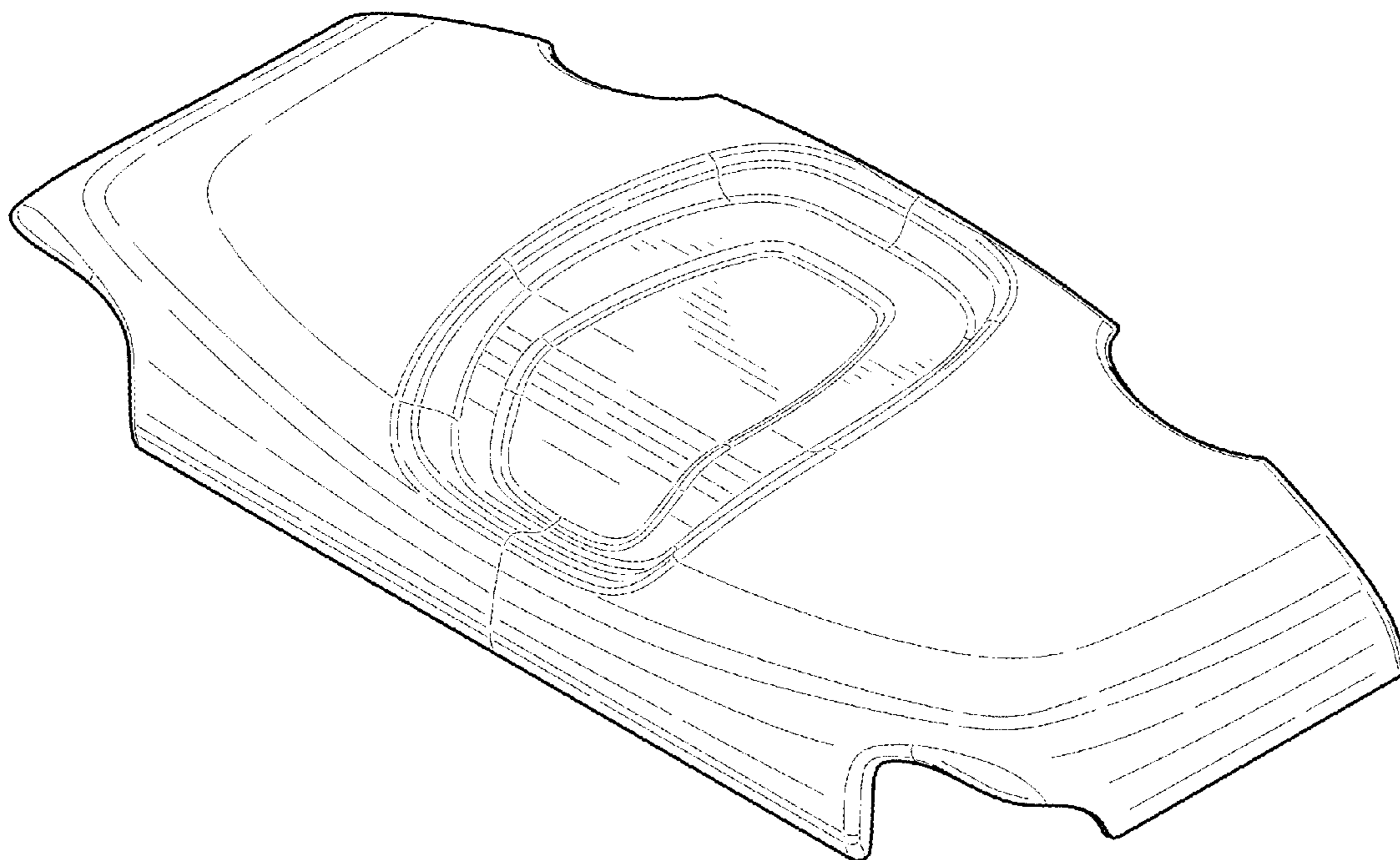
FIG. 4 is a left side elevational view thereof;

FIG. 5 is a right side elevational view thereof;

FIG. 6 is a top plan view thereof; and,

FIG. 7 is a bottom plan view thereof.

1 Claim, 5 Drawing Sheets



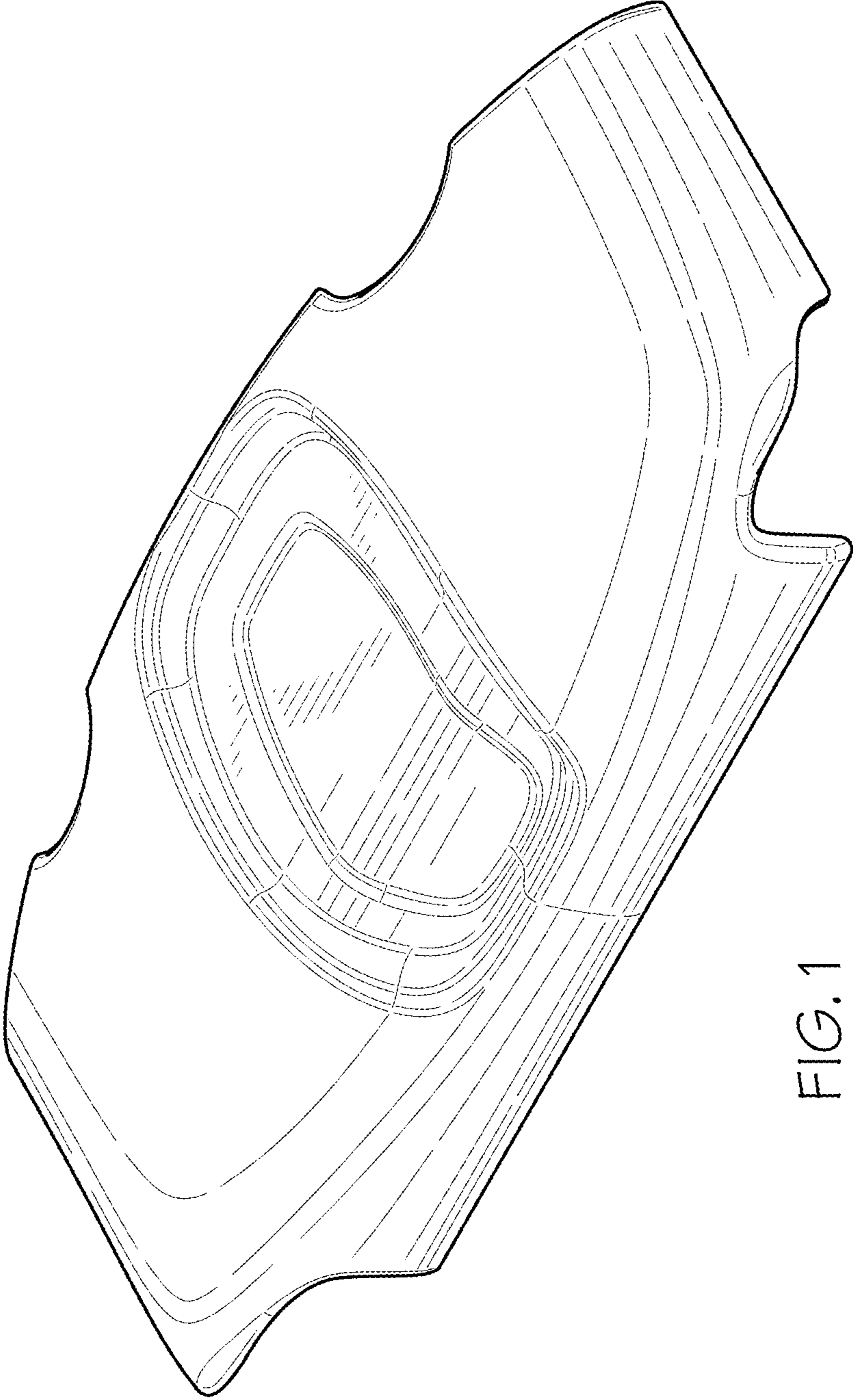


FIG. 1

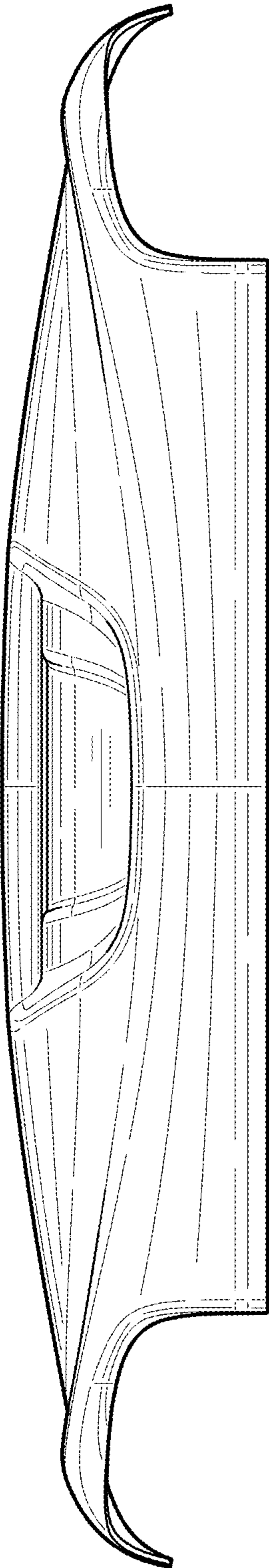


FIG. 2

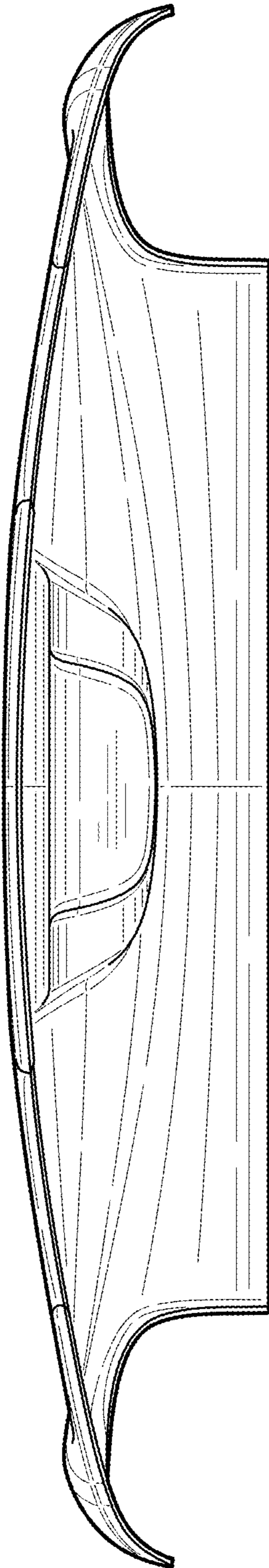


FIG. 3



FIG. 4

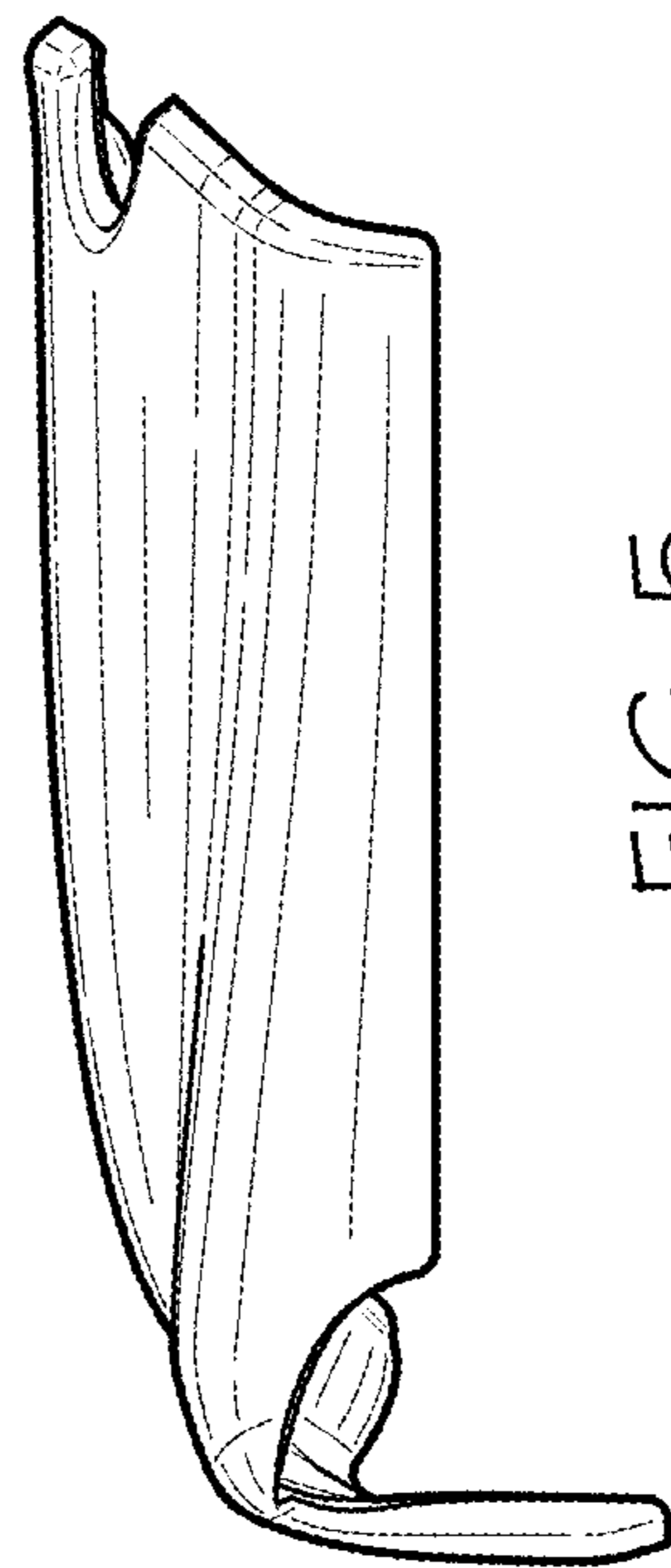


FIG. 5

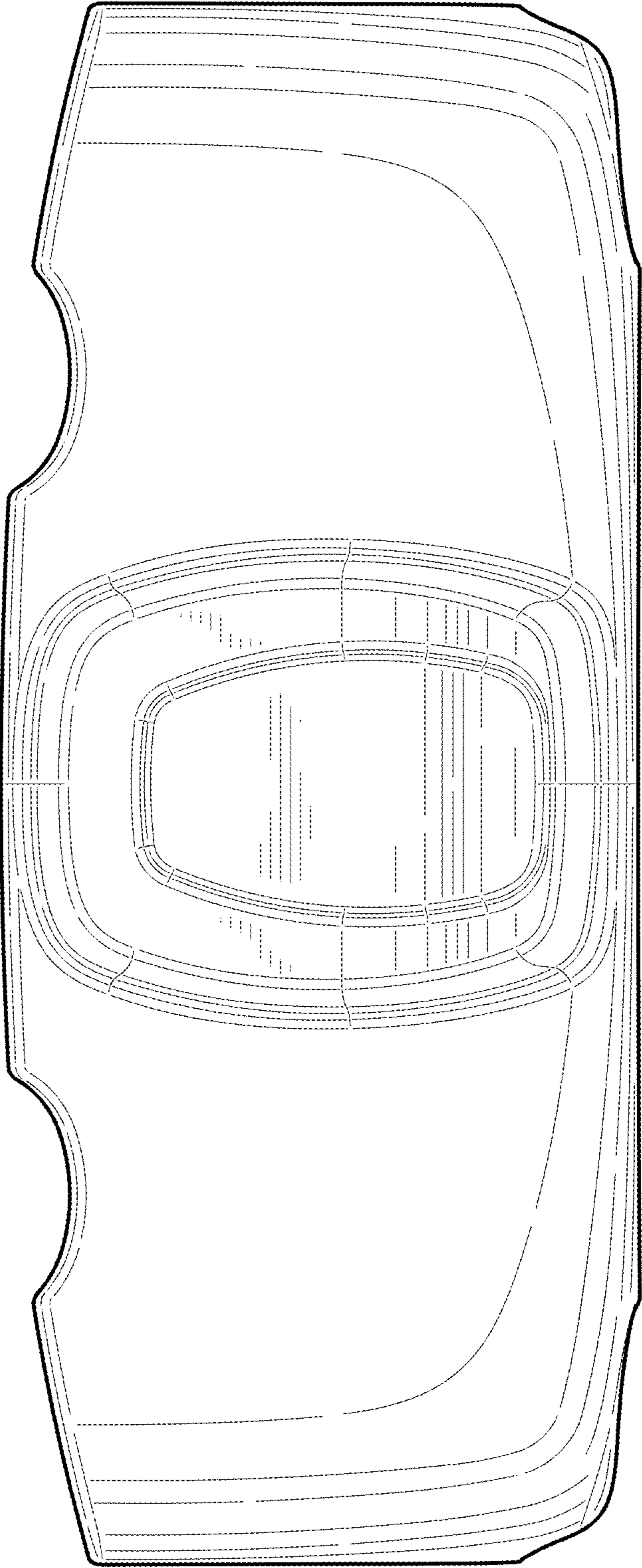


FIG. 6

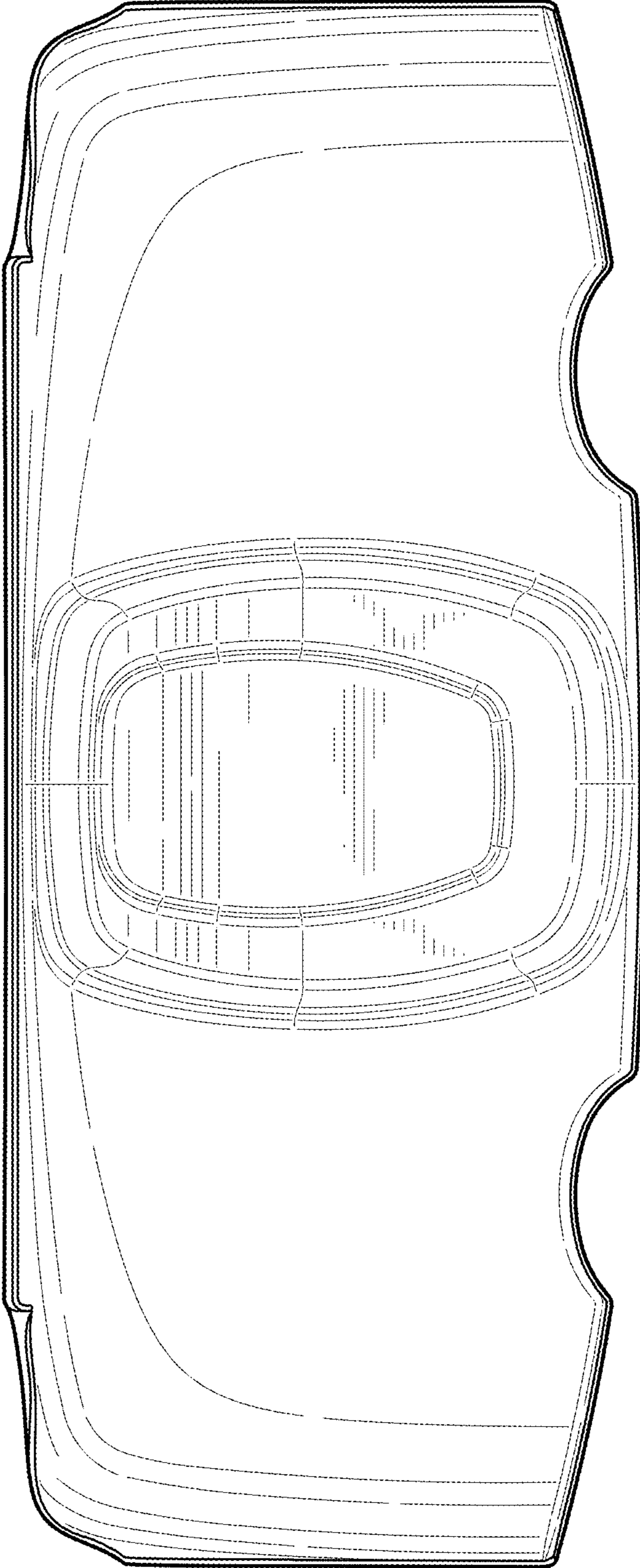


FIG. 7