



US00D785873S

(12) **United States Design Patent** (10) **Patent No.:** **US D785,873 S**  
**Battaglieri** (45) **Date of Patent:** **\*\* May 2, 2017**

(54) **BALLISTIC SHIELD**  
(71) Applicant: **Enzo Battaglieri**, Geneva (CH)  
(72) Inventor: **Enzo Battaglieri**, Geneva (CH)  
(\*\*) Term: **15 Years**  
(21) Appl. No.: **29/551,444**  
(22) Filed: **Jan. 13, 2016**

D359,820 S \* 6/1995 Thumb ..... 2/2.5  
D569,043 S \* 5/2008 Crye ..... D29/100  
D632,846 S \* 2/2011 Green ..... D29/101.3  
D638,583 S \* 5/2011 Bishop ..... D29/101.3

\* cited by examiner

*Primary Examiner* — Randall Gholson  
(74) *Attorney, Agent, or Firm* — Black, McCuskey,  
Souers & Arbaugh, LPA

**Related U.S. Application Data**

(62) Division of application No. 29/449,680, filed on Aug. 18, 2014, now Pat. No. Des. 747,831.  
(51) **LOC (10) Cl.** ..... **29-02**  
(52) **U.S. Cl.**  
USPC ..... **D29/101.3**  
(58) **Field of Classification Search**  
USPC ..... D29/10, 11, 99, 100, 101.2, 101.3; 2/2, 2/2.5, 27, 44.45, 69, 92, 102, 108, 268, 2/326, 410, 411, 412, 413; 428/113, 911; 89/36.01, 36.02, 36.05; D24/64; 280/290, 808  
CPC ..... F41H 1/00; A41D 1/00  
See application file for complete search history.

(57) **CLAIM**

The ornamental design for a ballistic shield, as shown and described.

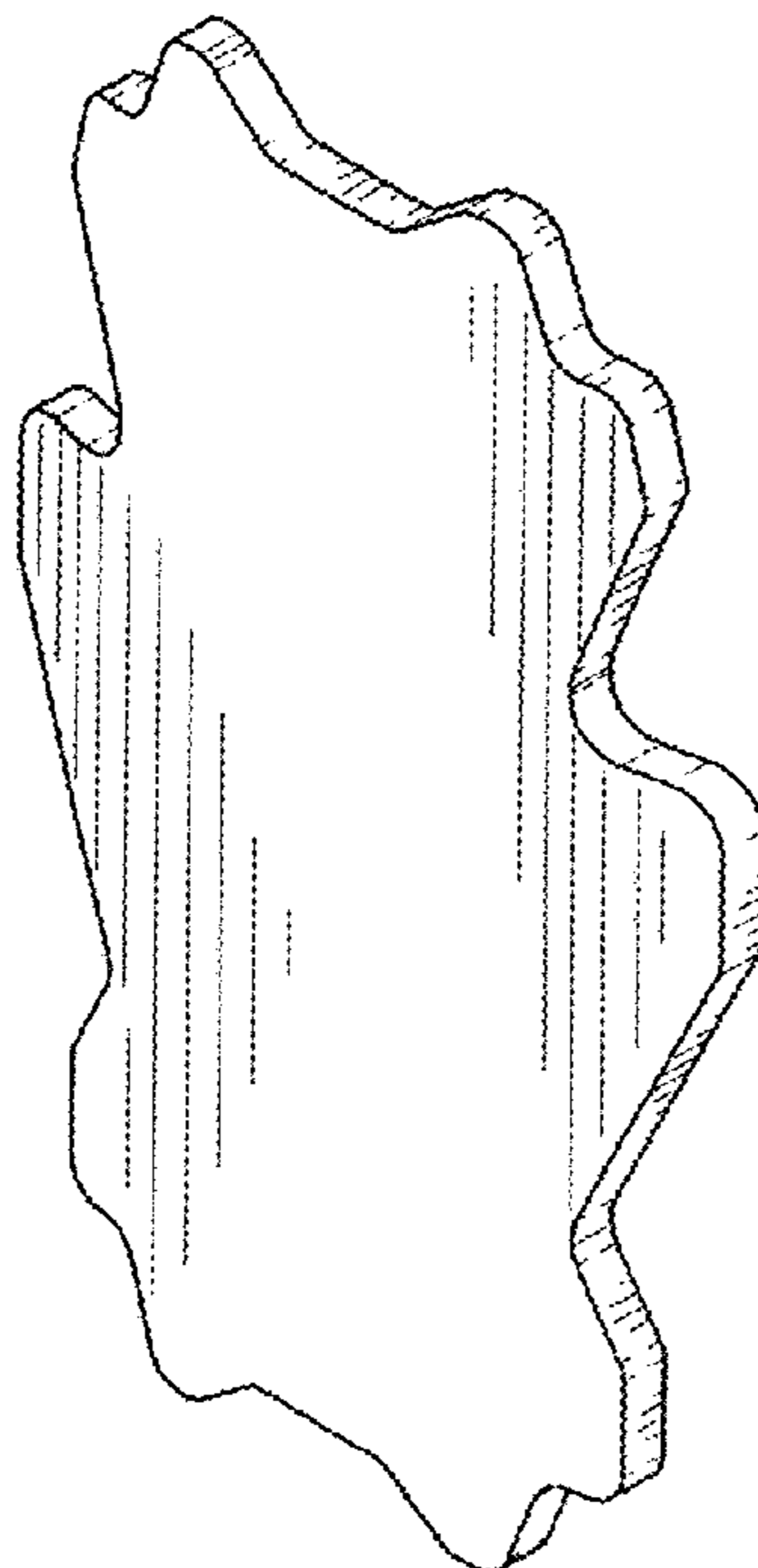
**DESCRIPTION**

FIG. 1 is a front, right side perspective view of a ballistic shield showing my new design;  
FIG. 2 is a front view thereof;  
FIG. 3 is a rear view thereof;  
FIG. 4 is a left side view thereof, the right side view being a mirror image thereof;  
FIG. 5 is a top view thereof;  
FIG. 6 is a bottom view thereof; and,  
FIG. 7 is a front view of an arrangement of a plurality of the ballistic shield shown in FIGS. 1-6.  
The broken lines shown in FIG. 7 shows unclaimed environment and forms no part of the claimed design.

(56) **References Cited**  
U.S. PATENT DOCUMENTS

1,466,668 A \* 9/1923 Marshall ..... B60R 25/042  
137/384.6  
3,858,241 A \* 1/1975 Durand ..... F41H 1/02  
2/2.5

**1 Claim, 2 Drawing Sheets**



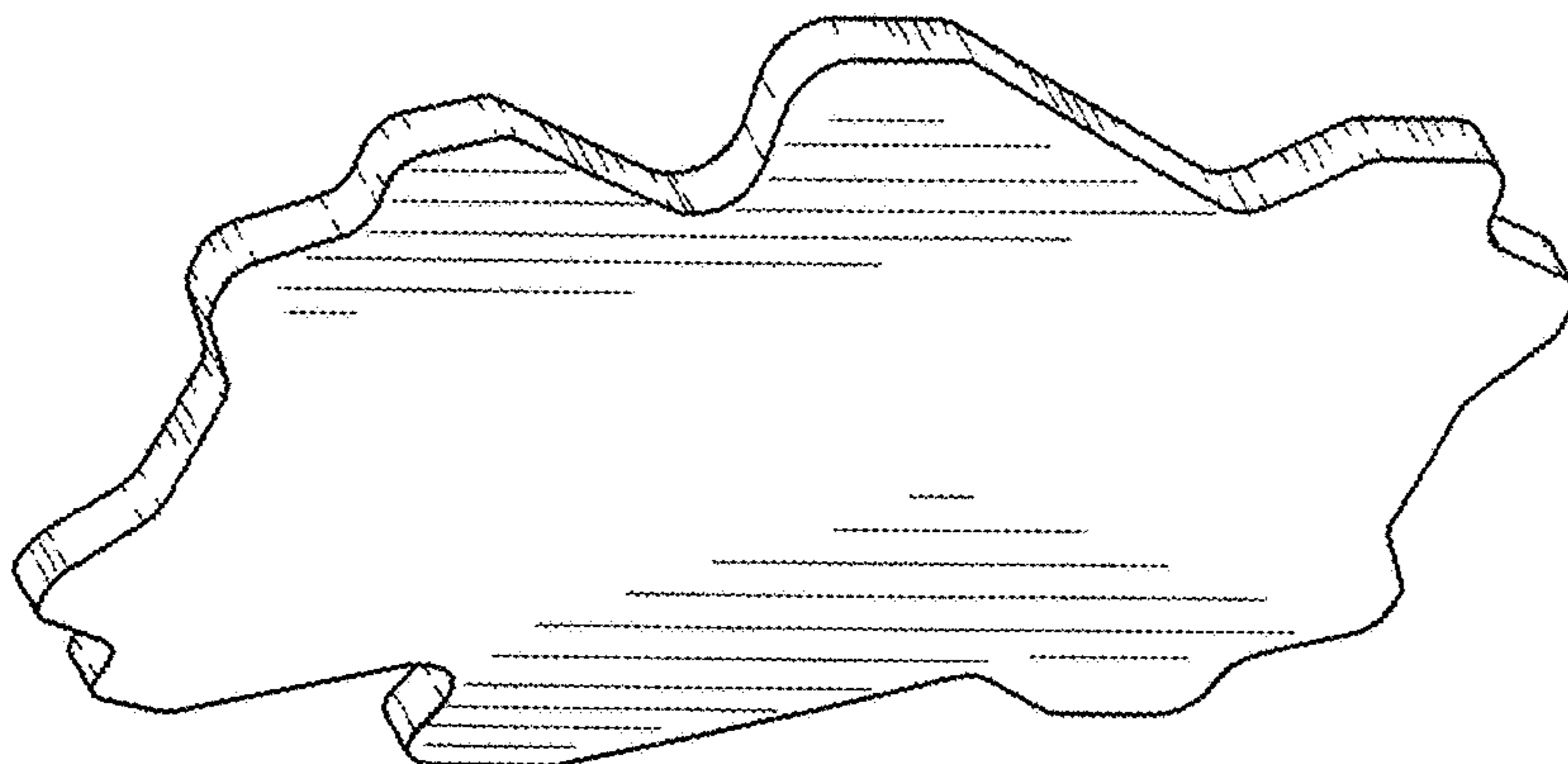


FIG. 1

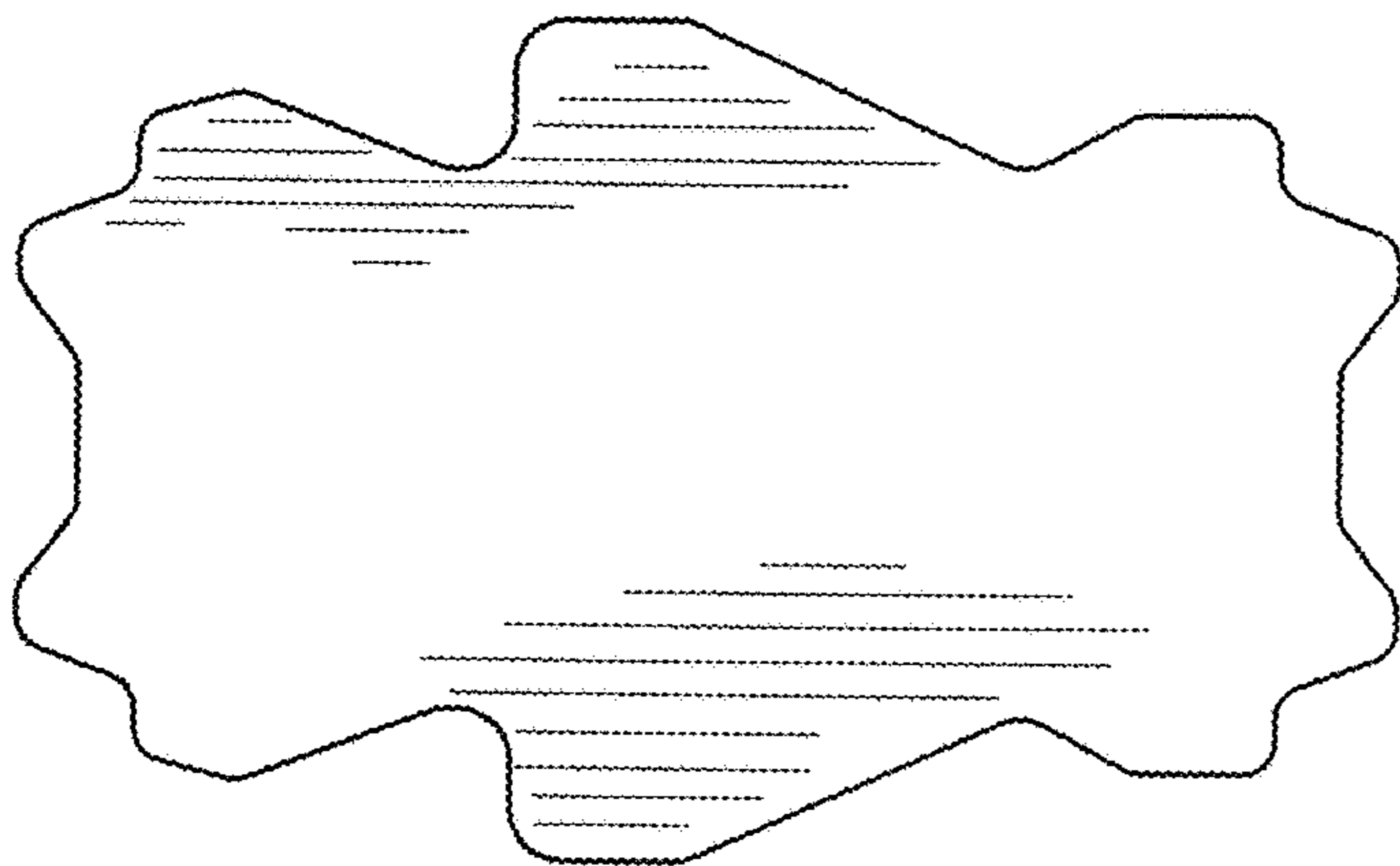


FIG. 2

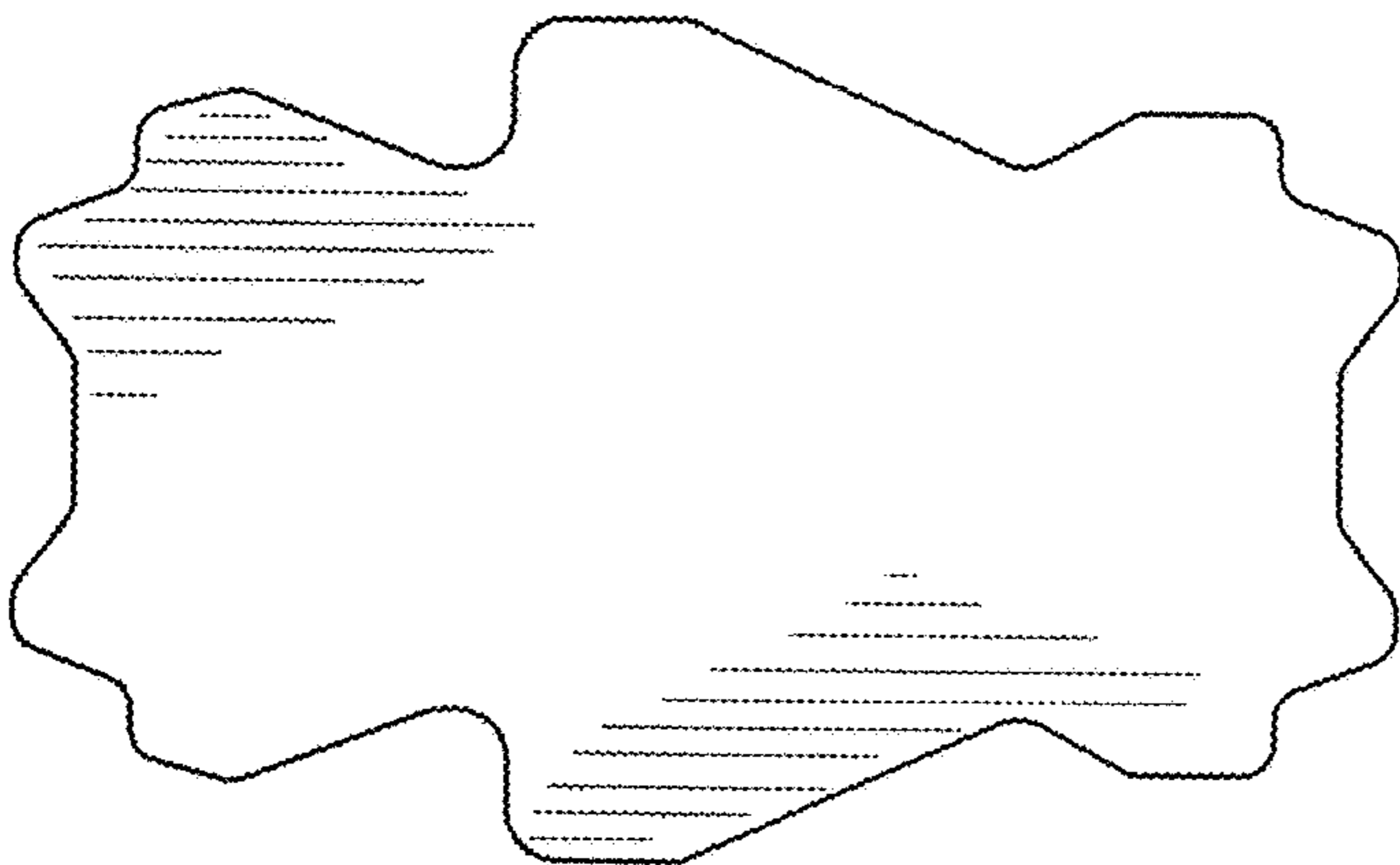


FIG. 3

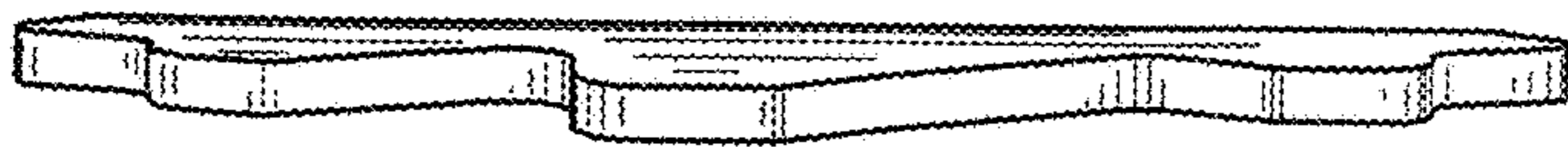


FIG. 4

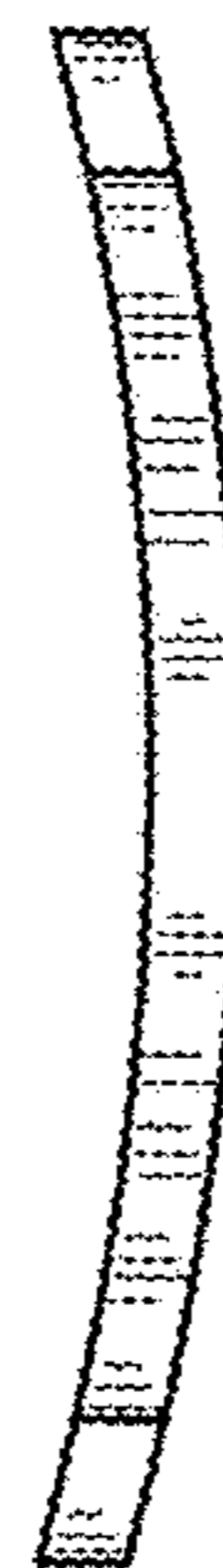


FIG. 5


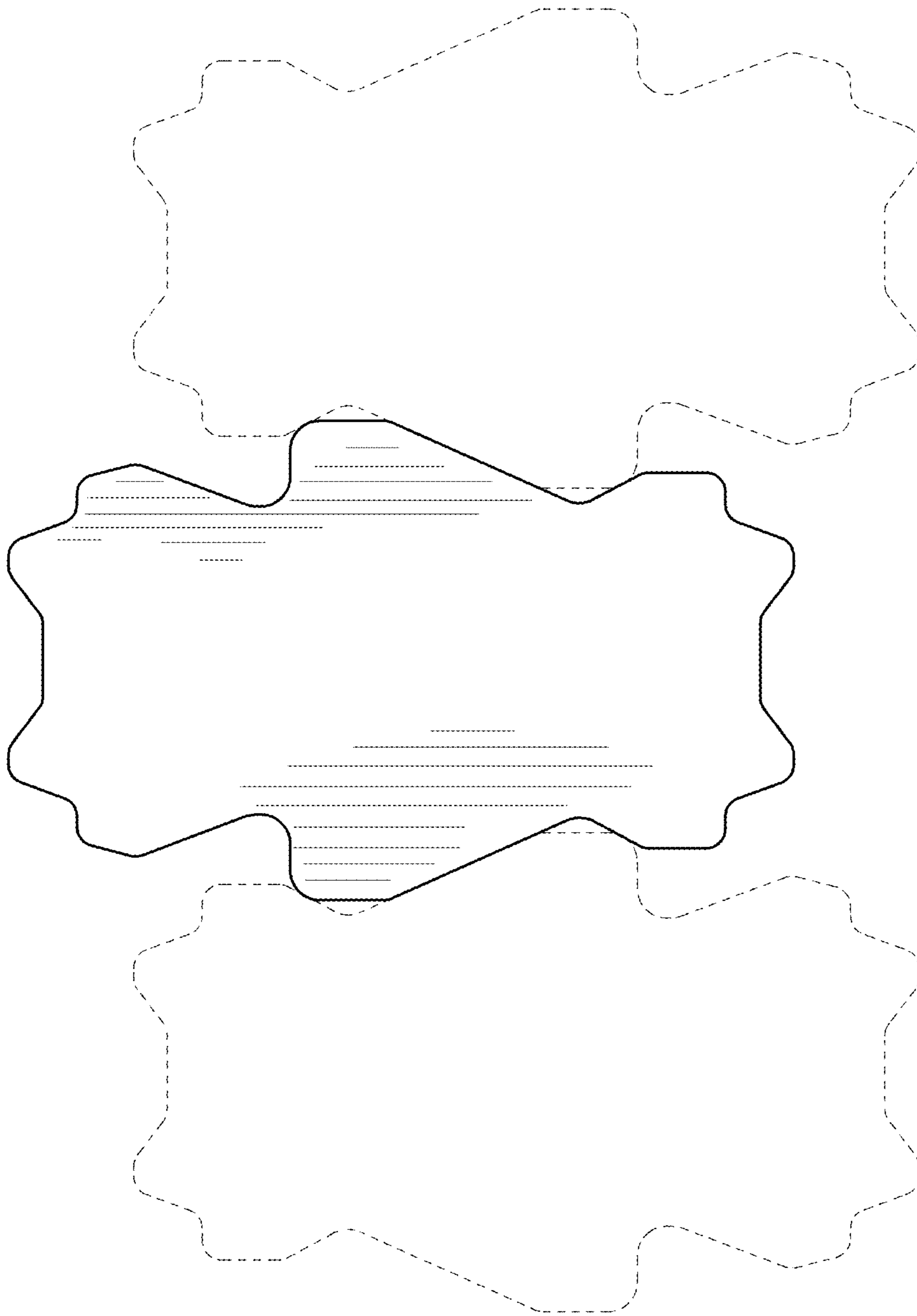


FIG. 6



**FIG. 7**