



US00D785872S

(12) **United States Design Patent**
vanden Berg

(10) **Patent No.:** **US D785,872 S**

(45) **Date of Patent:** **** May 2, 2017**

(54) **ANIMAL ESCORT SHIELD**
(71) Applicant: **PRO-TX LLC**, Grand Haven, MI (US)
(72) Inventor: **Garry vanden Berg**, Grand Haven, MI (US)
(73) Assignee: **PRO-TX LLC**, Grand Haven, MI (US)
(**) Term: **15 Years**

(21) Appl. No.: **29/555,418**

(22) Filed: **Feb. 22, 2016**

(51) **LOC (10) Cl.** **29-02**

(52) **U.S. Cl.**
USPC **D29/100**

(58) **Field of Classification Search**
USPC D11/95, 96, 99, 131-133, 140; D22/199;
D29/100, 101.1, 101.3, 108; 89/36.01,
89/36.02, 36.05, 36.06; 2/455, 2.5;
109/49.5; 428/542.2, 542.4, 542.6
CPC F41H 5/08; F41H 5/00
See application file for complete search history.

(56) **References Cited**

U.S. PATENT DOCUMENTS

4,412,495 A * 11/1983 Sankar F41H 5/08
109/49.5
D354,156 S * 1/1995 Tapia D29/100
5,641,934 A * 6/1997 Follett F41H 5/0407
89/36.05
5,850,052 A * 12/1998 Gabriel F41H 5/08
109/49.5

6,131,524 A * 10/2000 Nepper, Sr. F41H 5/08
109/49.5
6,367,363 B1 * 4/2002 Widmont F41H 5/08
89/36.02
6,367,943 B1 * 4/2002 Tocci F41H 5/08
362/103
6,807,890 B1 * 10/2004 Fuqua F41H 5/08
89/36.02
7,594,515 B2 * 9/2009 Prock F41H 5/08
135/115
8,276,498 B1 * 10/2012 Hannibal F41H 5/08
89/36.05
D733,968 S 7/2015 Vandenberg
D736,471 S * 8/2015 Ott D29/100

* cited by examiner

Primary Examiner — Randall Gholson

(74) *Attorney, Agent, or Firm* — Price Heneveld LLP

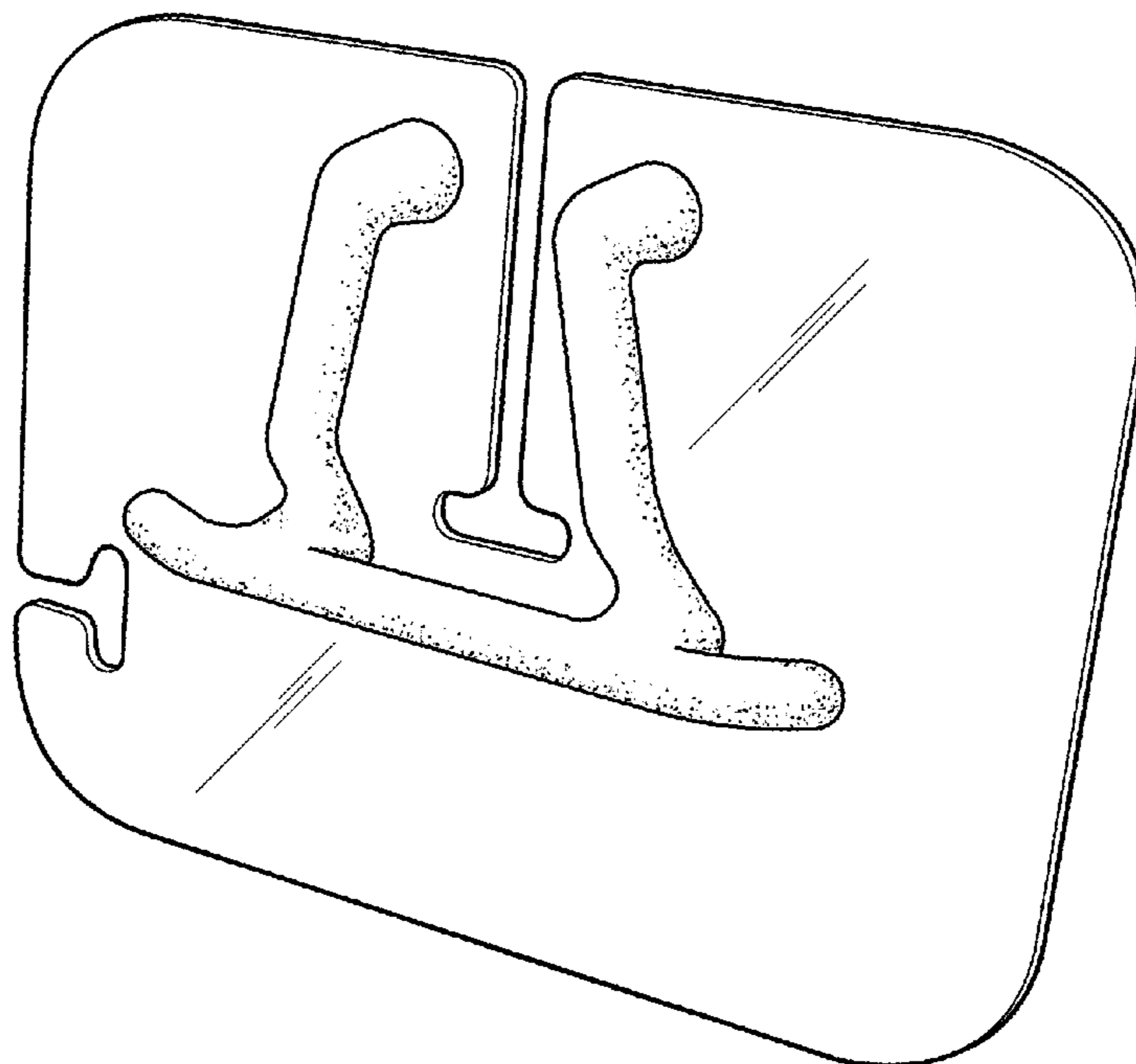
(57) **CLAIM**

The ornamental design for animal escort shield, as shown and described.

DESCRIPTION

FIG. 1 is a perspective view of an animal escort shield.
FIG. 2 is a top view of the animal escort shield.
FIG. 3 is a bottom view of the animal escort shield.
FIG. 4 is a right side view of the animal escort shield.
FIG. 5 is a left side view of the animal escort shield.
FIG. 6 is a front view of the animal escort shield; and,
FIG. 7 is a rear view of the animal escort shield.
The dashed lines show environment and do not form a part of the present invention.

1 Claim, 4 Drawing Sheets



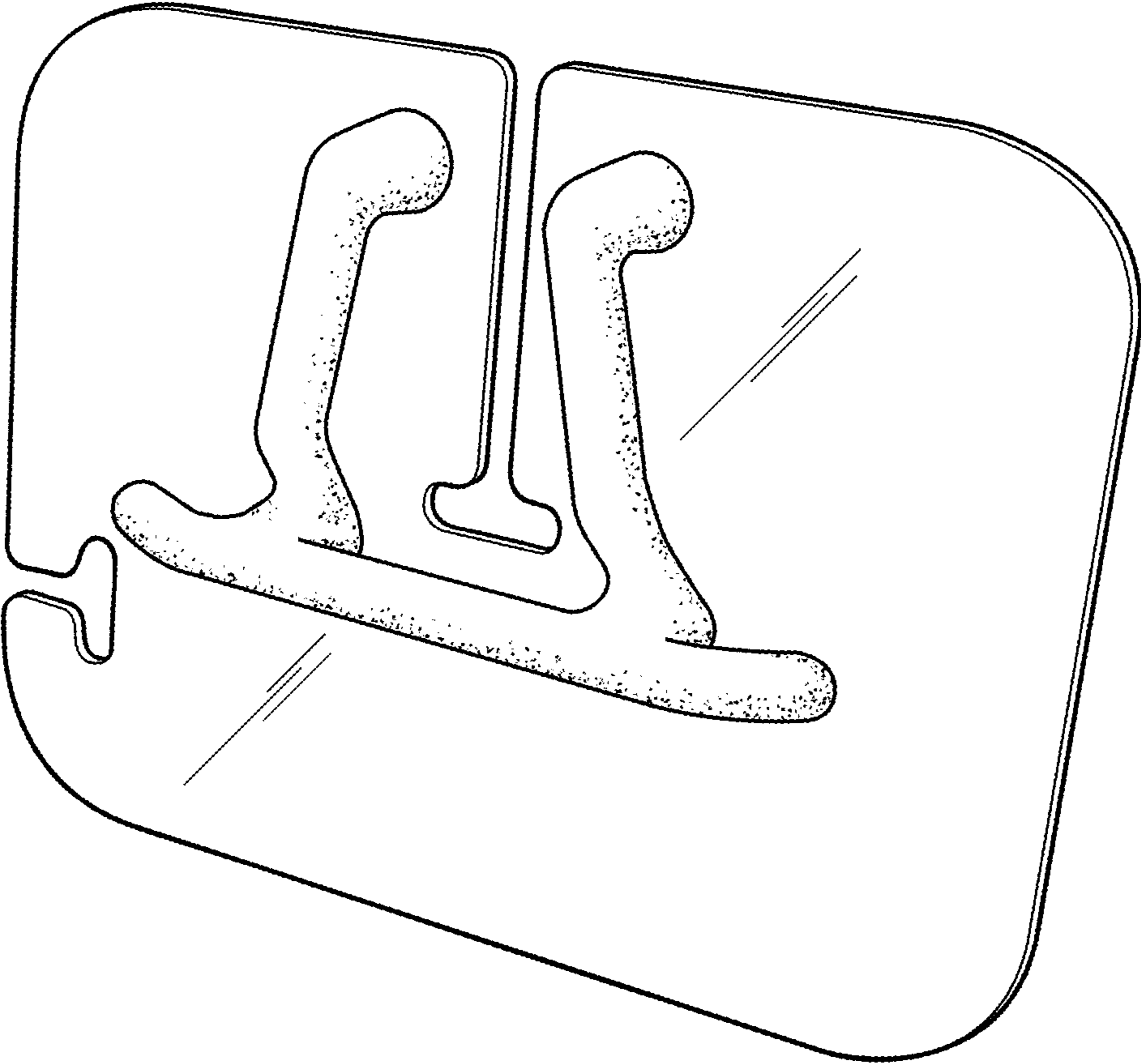


FIG. 1



FIG. 2

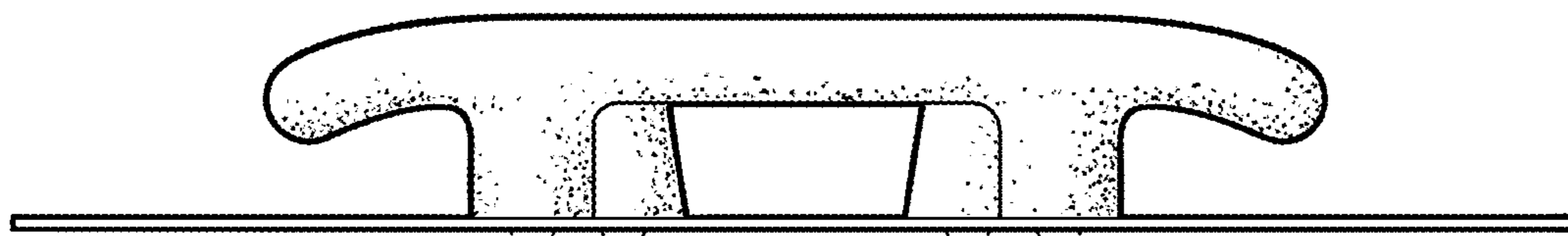
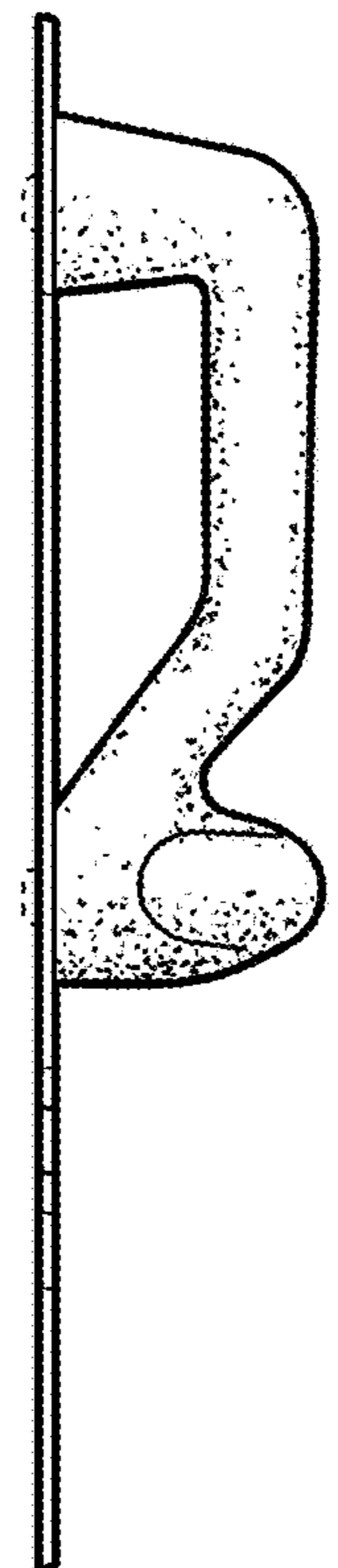


FIG. 3

FIG. 4



FIG. 5



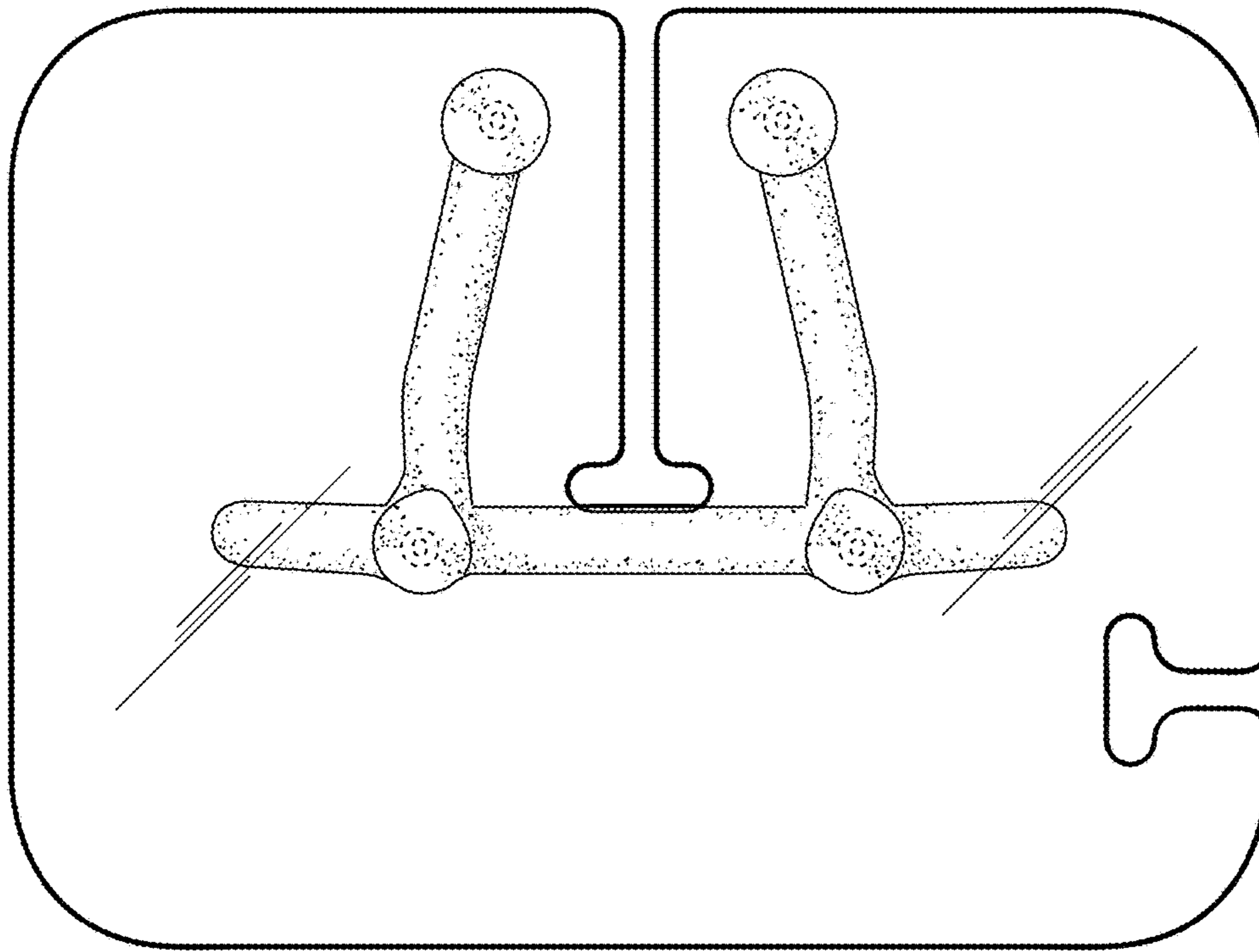


FIG. 6

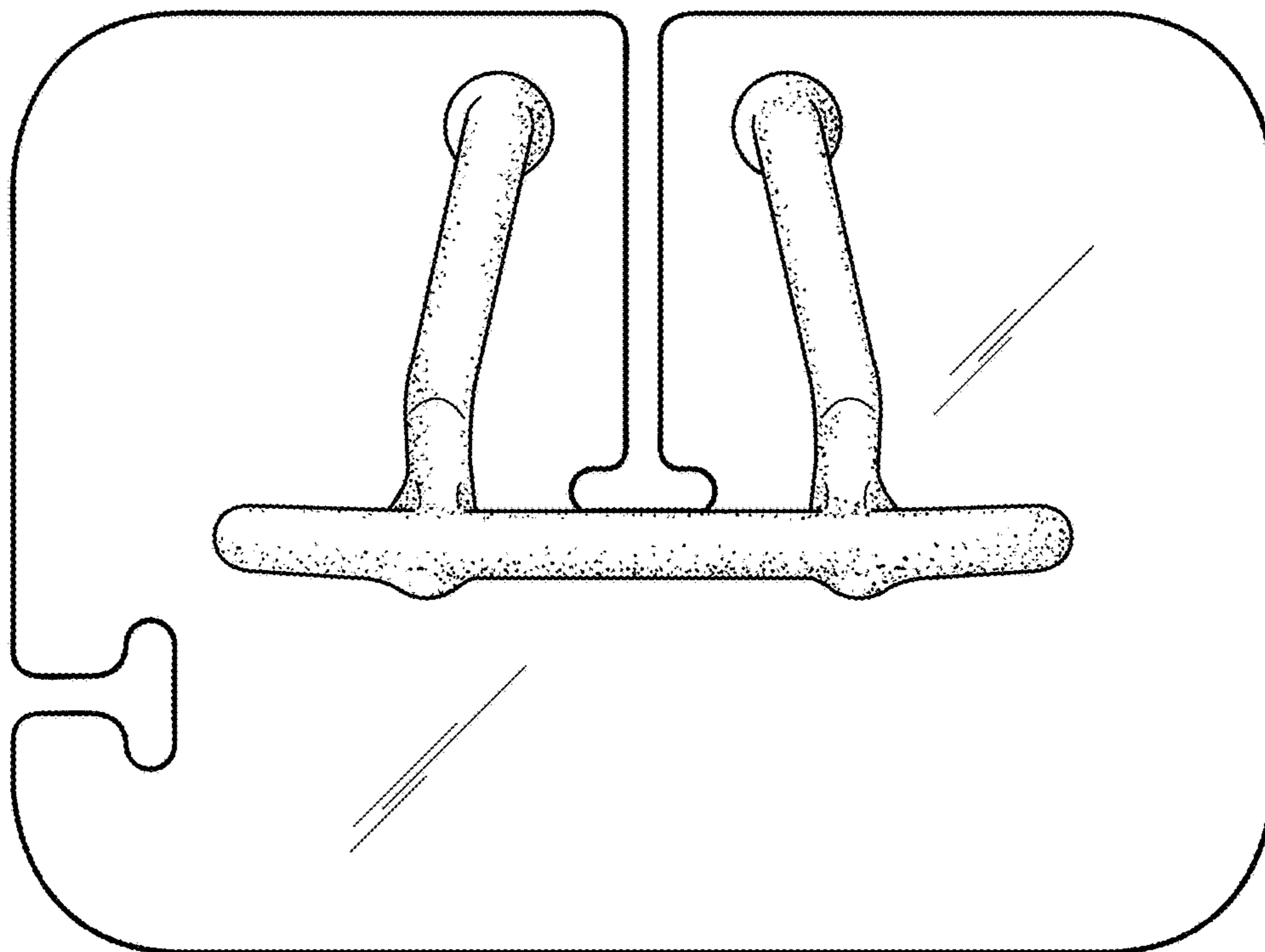


FIG. 7