



US00D785823S

(12) **United States Design Patent** (10) **Patent No.:** **US D785,823 S**
Knoedle-Bunte et al. (45) **Date of Patent:** **** May 2, 2017**

(54) **AUTOMOBILE HEADLAMP LIGHTING SIGNATURE**

1/04; B60Q 1/0408; B60Q 1/0466; B60Q 1/2653; B60Q 1/28

See application file for complete search history.

(71) Applicant: **Jaguar Land Rover Limited**, Coventry (GB)

(56) **References Cited**

U.S. PATENT DOCUMENTS

(72) Inventors: **Andreas Knoedle-Bunte**, Warwickshire (GB); **Sean Henstridge**, Coventry (GB); **James Watkins**, Coventry (GB)

D529,208 S *	9/2006	Ikeda	D26/28
D536,113 S *	1/2007	Pfeiffer	D26/28
D537,180 S *	2/2007	Hsu	D26/28
D545,462 S *	6/2007	Kaoud	D26/28
D556,349 S *	11/2007	Golden	D26/28
D558,906 S *	1/2008	Golden	D26/28
D565,762 S *	4/2008	Zheng	D26/28
D577,841 S *	9/2008	Opfer	D26/28
D605,792 S *	12/2009	Weil	D26/28
D676,168 S *	2/2013	Lai	D26/28
D686,356 S *	7/2013	Morgenstern	D26/28
2011/0310610 A1 *	12/2011	Brown	F21S 48/1241 362/253
2013/0194817 A1 *	8/2013	Ito	B60Q 1/02 362/538

(73) Assignee: **Jaguar Land Rover Limited** (GB)

(**) Term: **14 Years**

(21) Appl. No.: **29/508,585**

(22) Filed: **Nov. 7, 2014**

Related U.S. Application Data

(63) Continuation of application No. 29/435,151, filed on Oct. 19, 2012, now Pat. No. Des. 720,869.

FOREIGN PATENT DOCUMENTS

JP	11139204 A *	5/1999
JP	2000133011 A *	5/2000
JP	2003257215 A *	9/2003

(30) **Foreign Application Priority Data**

Apr. 19, 2012	(EM)	002029447
Aug. 13, 2012	(EM)	002087189
Aug. 14, 2012	(EM)	002087395

* cited by examiner

Primary Examiner — Darlington Ly

(74) *Attorney, Agent, or Firm* — Fishman Stewart PLLC

(51) **LOC (10) Cl.** **26-06**

(57) **CLAIM**

(52) **U.S. Cl.**
USPC **D26/28**

The ornamental design for automobile headlamp lighting signature, as shown and described.

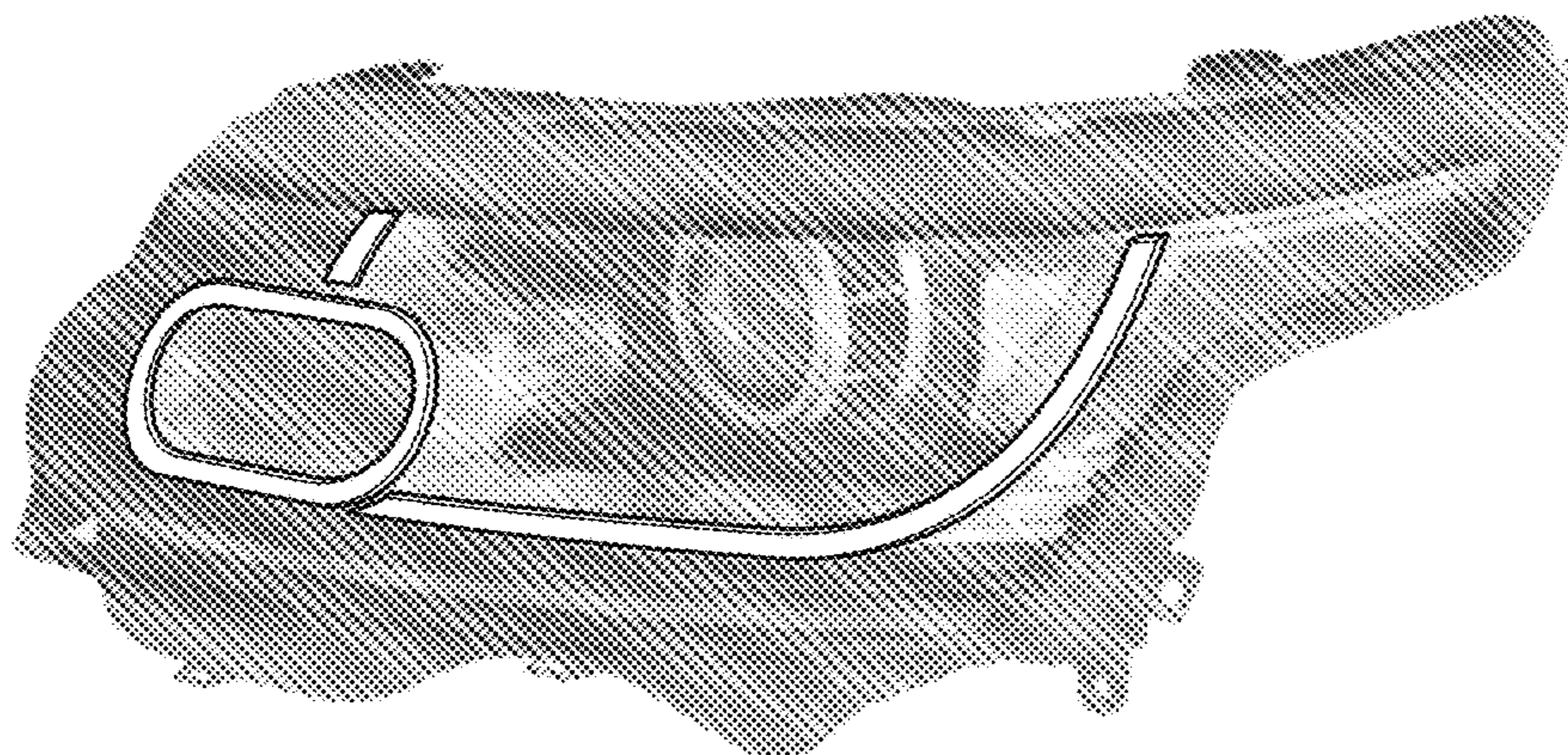
(58) **Field of Classification Search**

USPC D12/86, 90, 91, 92, 114, 163, 169, 171, D12/172, 173, 181, 190, 196, 197, 199, D12/400; D26/28-36; 362/253, 362/459-468, 475-478, 485-487, 538; 264/299
CPC .. B62J 6/02; B62J 6/00; B60Q 3/0279; B60Q

DESCRIPTION

FIG. 1 is a front elevation view of an automobile headlamp lighting signature showing our new design; FIG. 2 is a front and left perspective view thereof; and, FIG. 3 is a left side elevation view thereof.

(Continued)



The portions of the automobile headlamp shown with diagonally-hatched lines are provided for the purposes of illustrating environmental structure and forms no part of the claimed design.

1 Claim, 1 Drawing Sheet




FIG. 1




FIG. 2

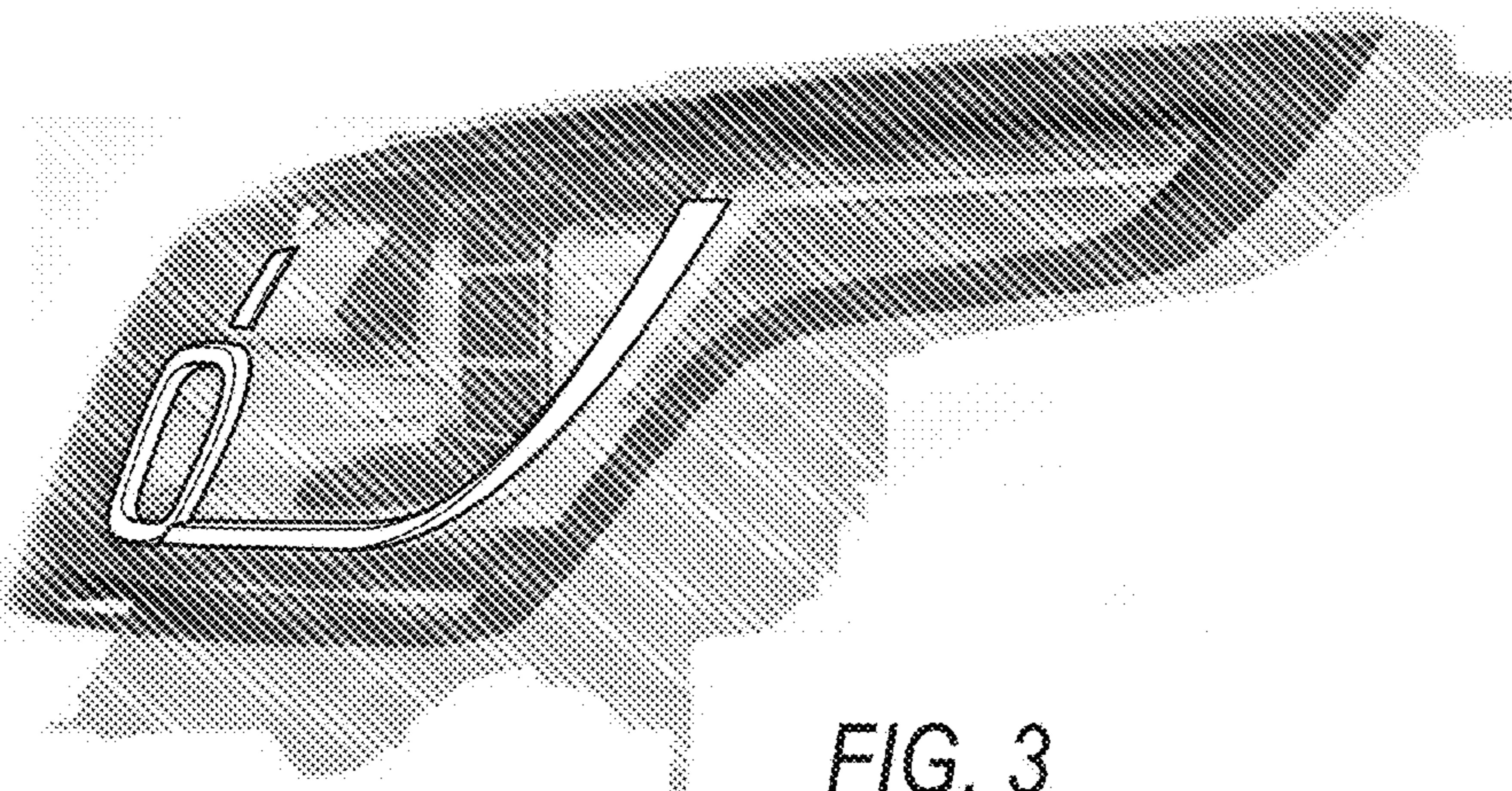


FIG. 3