



US00D785819S

(12) **United States Design Patent**
Lee

(10) **Patent No.:** **US D785,819 S**
(45) **Date of Patent:** **** May 2, 2017**

(54) **REINFORCING STRIP FOR RETAINING WALL**

(71) Applicant: **HANFORCE, CO., LTD**, Gyeonggi-do (KR)

(72) Inventor: **Jeung Su Lee**, Gyeonggi-do (KR)

(73) Assignee: **HANFORCE, CO., LTD.**, Gyeonggi-Do (KR)

(**) Term: **15 Years**

(21) Appl. No.: **29/543,402**

(22) Filed: **Oct. 23, 2015**

(51) **LOC (10) Cl.** **25-01**

(52) **U.S. Cl.**

USPC **D25/118**

(58) **Field of Classification Search**

USPC D25/100, 114, 115, 118; 47/33; 52/181, 52/581; 404/42, 43, 70; 405/262

CPC E02D 29/025; E02D 29/0241

See application file for complete search history.

(56) **References Cited**

U.S. PATENT DOCUMENTS

- 2,675,769 A * 4/1954 Dosker E04B 7/00
52/641
- D204,314 S * 4/1966 Bright D25/100
- 4,572,705 A * 2/1986 Vignon E01C 3/006
405/16
- 4,728,227 A * 3/1988 Wilson E02D 29/0241
405/262
- 5,076,735 A * 12/1991 Hilfiker E02D 29/0241
220/285
- 5,277,520 A * 1/1994 Travis E02D 29/0241
405/129.6
- 6,395,372 B1 * 5/2002 Bach E02D 17/202
405/15
- D502,271 S * 2/2005 Stensrud D25/61

- 6,854,236 B2 * 2/2005 Bott E02D 29/0241
405/262
- 7,993,080 B2 * 8/2011 Erez E02D 17/20
405/284
- 8,173,241 B2 * 5/2012 Halahmi E02D 17/20
405/262
- 8,197,159 B2 * 6/2012 Ridgway E02D 29/02
405/262
- D675,341 S * 1/2013 Cochrane D25/38.1
- 8,425,158 B2 * 4/2013 Milton E02D 17/20
404/35
- 8,562,259 B2 * 10/2013 Ridgway E02D 17/20
405/262
- 8,579,549 B2 * 11/2013 Freitag E02D 29/0225
405/262
- 8,734,059 B2 * 5/2014 Taylor E02D 29/0225
405/262

(Continued)

FOREIGN PATENT DOCUMENTS

- KR 300399589.0003 * 1/2007
- KR 300506302.0000 * 9/2008
- KR 300818289.0000 * 10/2015

Primary Examiner — Susan Bennett Hattan

Assistant Examiner — Leanne Was-Englehart

(74) *Attorney, Agent, or Firm* — Susan Paik, Esq.


(57) **CLAIM**

The ornamental design for a reinforcing strip for retaining wall, as shown and described.

DESCRIPTION

FIG. 1 is a perspective view showing my new design for a reinforcing strip for retaining wall;
FIG. 2 is a front view thereof;
FIG. 3 is a rear view thereof;
FIG. 4 is a left side view thereof;
FIG. 5 is a right side view thereof;
FIG. 6 is a top view thereof; and,
FIG. 7 is a bottom view thereof.

1 Claim, 4 Drawing Sheets



(56)

References Cited

U.S. PATENT DOCUMENTS

8,790,036 B2 * 7/2014 Halahmi E02D 17/202
404/28
D715,965 S * 10/2014 Kim D25/115
D715,966 S * 10/2014 Kim D25/115
D715,967 S * 10/2014 Kim D25/115
8,967,917 B1 * 3/2015 Hilfiker, Jr. E02D 29/02
405/262
D754,364 S * 4/2016 Catteeuw D25/119
9,453,322 B2 * 9/2016 Milton E02D 29/02
9,493,923 B1 * 11/2016 Miller E02D 29/02
2002/0069605 A1 * 6/2002 Hong E02D 29/0241
52/660
2004/0062613 A1 * 4/2004 Banting E02D 29/0225
405/262
2006/0147276 A1 * 7/2006 Lin E02D 3/00
405/302.4
2006/0236617 A1 * 10/2006 Chen E02D 29/0241
52/50
2007/0009331 A1 * 1/2007 Lee E02D 29/025
405/262
2010/0129163 A1 * 5/2010 Suematsu E02D 17/18
405/229
2012/0257926 A1 * 10/2012 De Giuseppe B29D 28/00
404/76
2016/0177533 A1 * 6/2016 May E02D 29/0241
405/262

* cited by examiner

FIG. 1

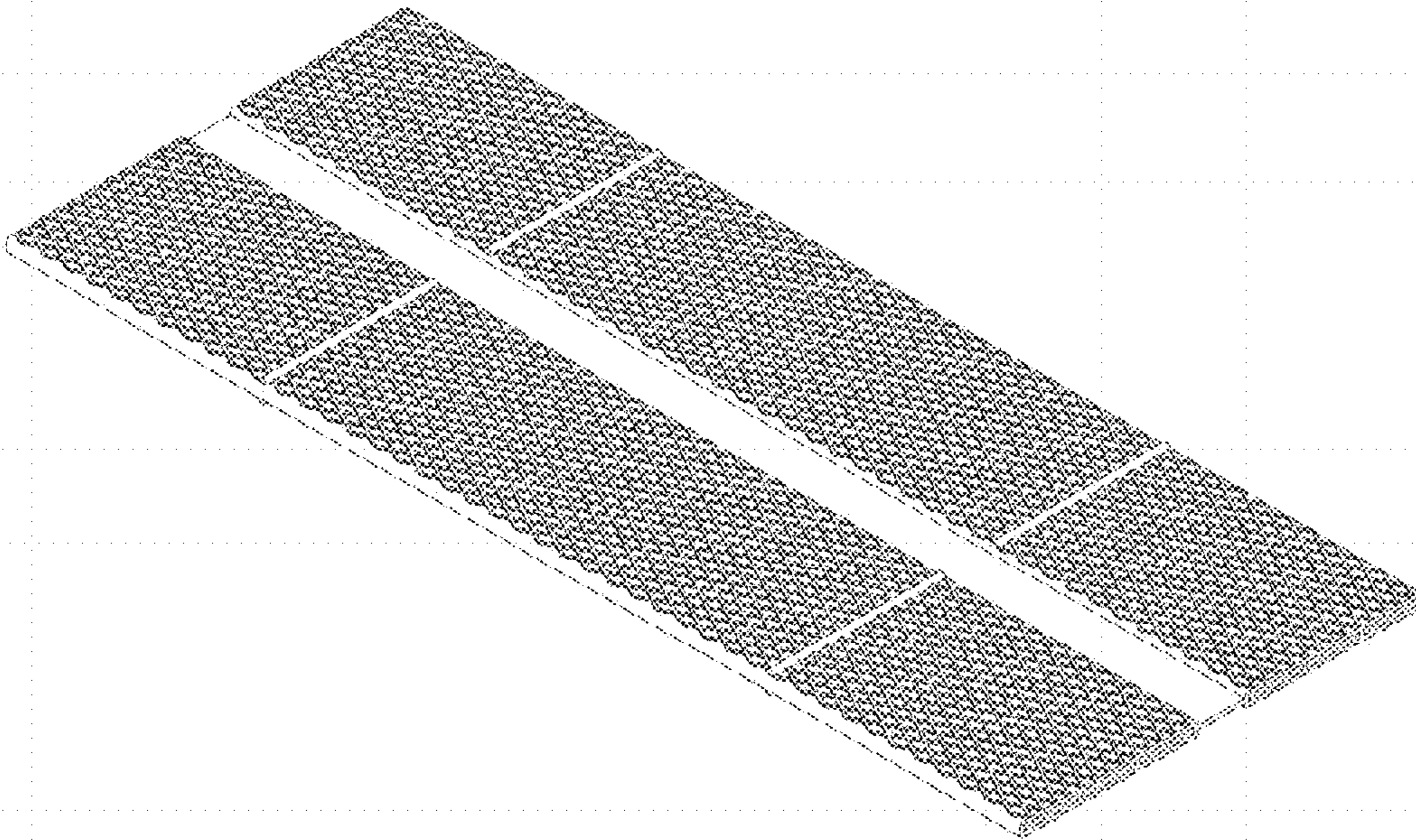


FIG. 2




FIG. 3

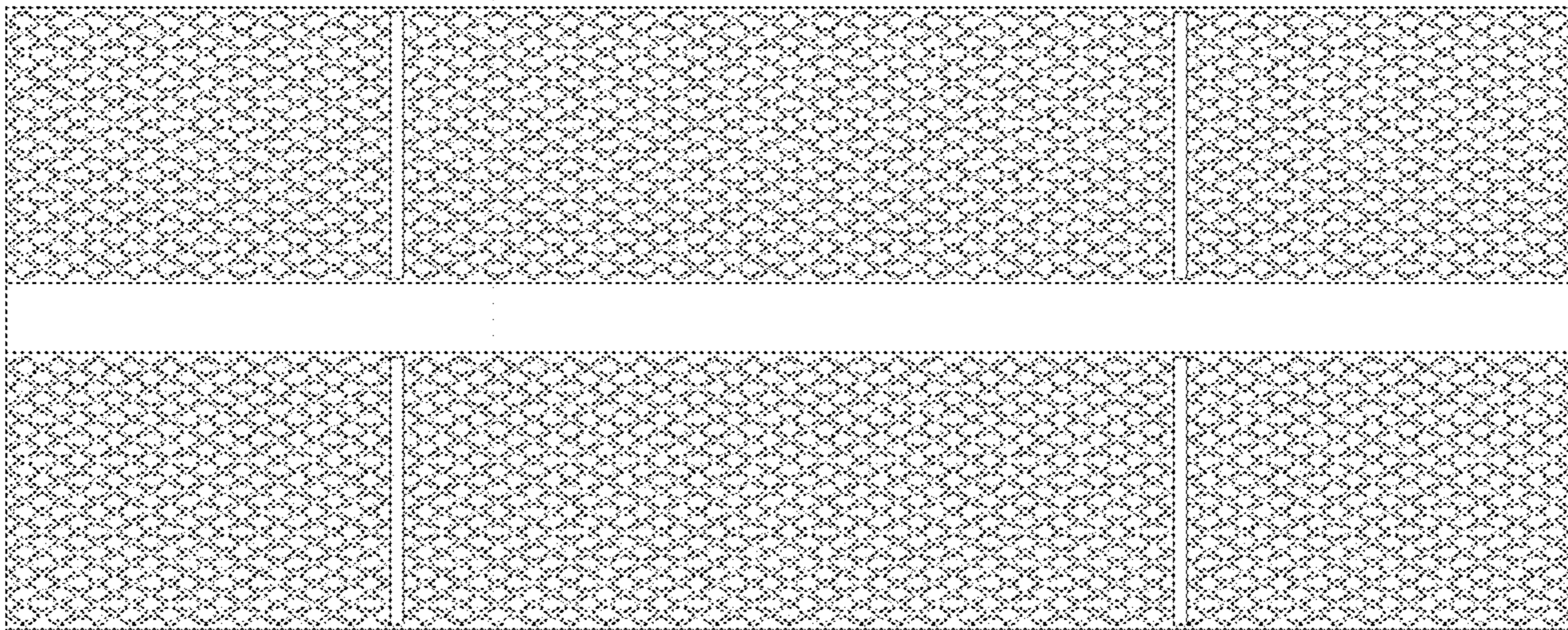


FIG. 4

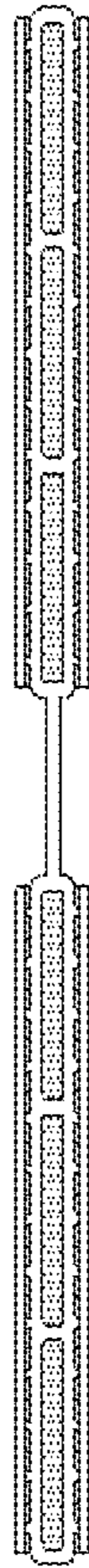


FIG. 5

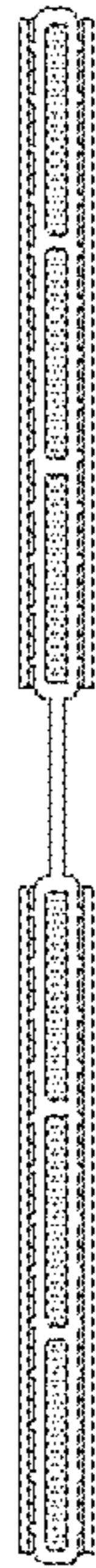


FIG. 6




FIG. 7

