



US00D785817S

(12) **United States Design Patent** (10) **Patent No.:** **US D785,817 S**
Walsh (45) **Date of Patent:** **** May 2, 2017**

(54) **LITE FOR DOORS AND ENTRYWAYS**

(71) Applicant: **Masonite Corporation**, Tampa, FL (US)

(72) Inventor: **Jason Walsh**, Batavia, IL (US)

(73) Assignee: **Masonite Corporation**, Tampa, FL (US)

(**) Term: **15 Years**

(21) Appl. No.: **29/535,138**

(22) Filed: **Aug. 4, 2015**

Related U.S. Application Data

(62) Division of application No. 29/436,243, filed on Nov. 2, 2012, now Pat. No. Des. 735,886.

(51) **LOC (10) Cl.** **25-02**

(52) **U.S. Cl.**
USPC **D25/103**

(58) **Field of Classification Search**
USPC D25/48.3, 48.7, 103, 106, 109-111;
49/DIG. 2, 501, 504; 52/171.3, 204.59,
52/306, 311.2, 455, 456, 458, 474, 475.1,
52/630, 656.4, 764, 778, 779, 782.1,
52/784.1; 428/13, 34, 38, 426
See application file for complete search history.

(56) **References Cited**

U.S. PATENT DOCUMENTS

D361,137 S * 8/1995 Parkhurst D25/103
6,826,881 B2 12/2004 McGregor
D566,293 S 4/2008 Walsh et al.
7,661,227 B2 2/2010 Dudley et al.

D611,618 S * 3/2010 Walsh D25/103
D652,530 S * 1/2012 Walsh D25/103
D670,005 S 10/2012 Walsh et al.
D692,164 S * 10/2013 Walsh D25/103
D692,584 S 10/2013 Walsh et al.
D692,585 S * 10/2013 Walsh D25/103
D705,451 S * 5/2014 Hu D25/103
D735,886 S * 8/2015 Walsh D25/48.3

FOREIGN PATENT DOCUMENTS

CA 131548 5/2010
CA 134639 5/2010
CA 134640 5/2010
MX 043035-0001 * 1/2015

OTHER PUBLICATIONS

<http://www.edoors.ca/masonite-doors/element.html> Available Sep. 9, 2011.*

* cited by examiner

Primary Examiner — Susan Bennett Hattan

Assistant Examiner — Leanne Was-Englehart

(74) *Attorney, Agent, or Firm* — Berenato & White, LLC

(57) **CLAIM**

The ornamental design for a lite for doors and entryways, as shown and described.

DESCRIPTION

FIG. 1 is a perspective view of a first embodiment;
FIG. 2 is a front elevational view of FIG. 1;
FIG. 3 is a perspective view of a second embodiment; and,
FIG. 4 is a front elevational view of FIG. 3.
The rear elevational view of each of FIGS. 1-4 is a mirror image thereof.

1 Claim, 4 Drawing Sheets

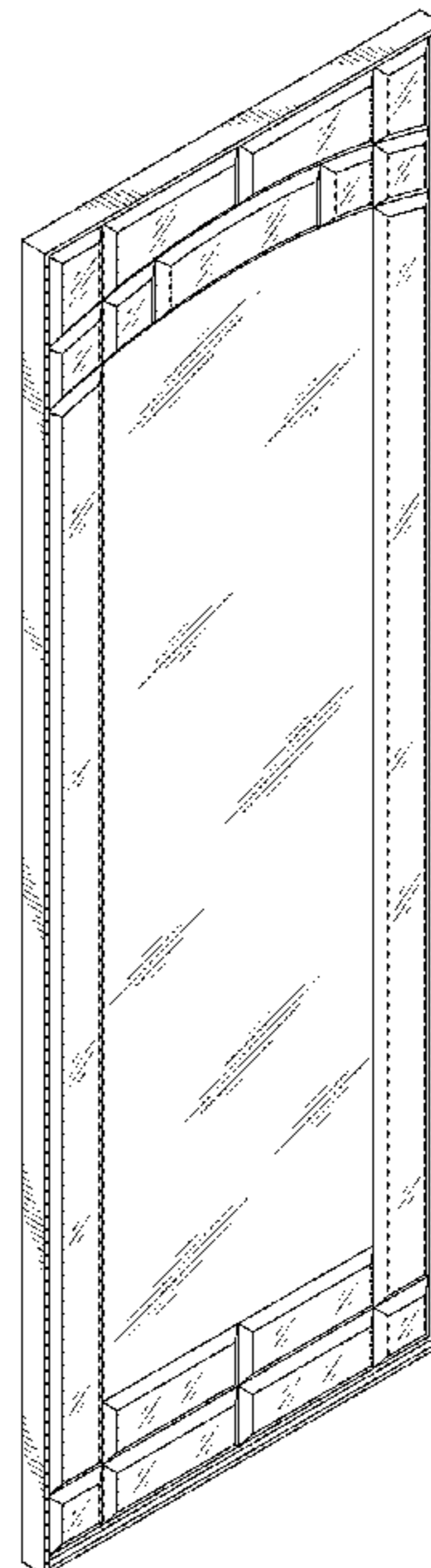
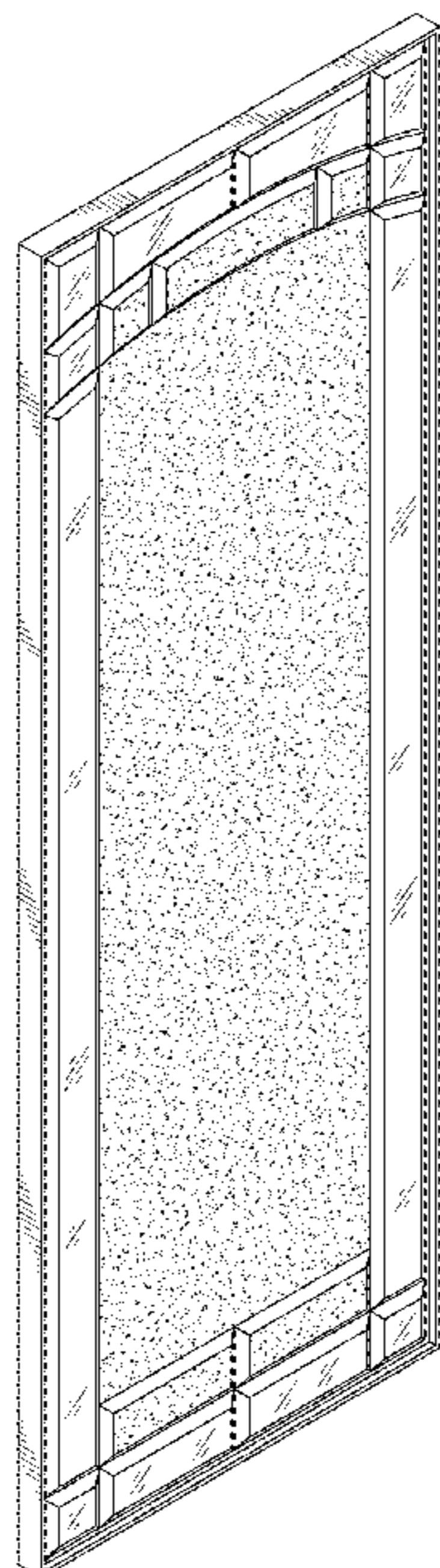


Fig. 1

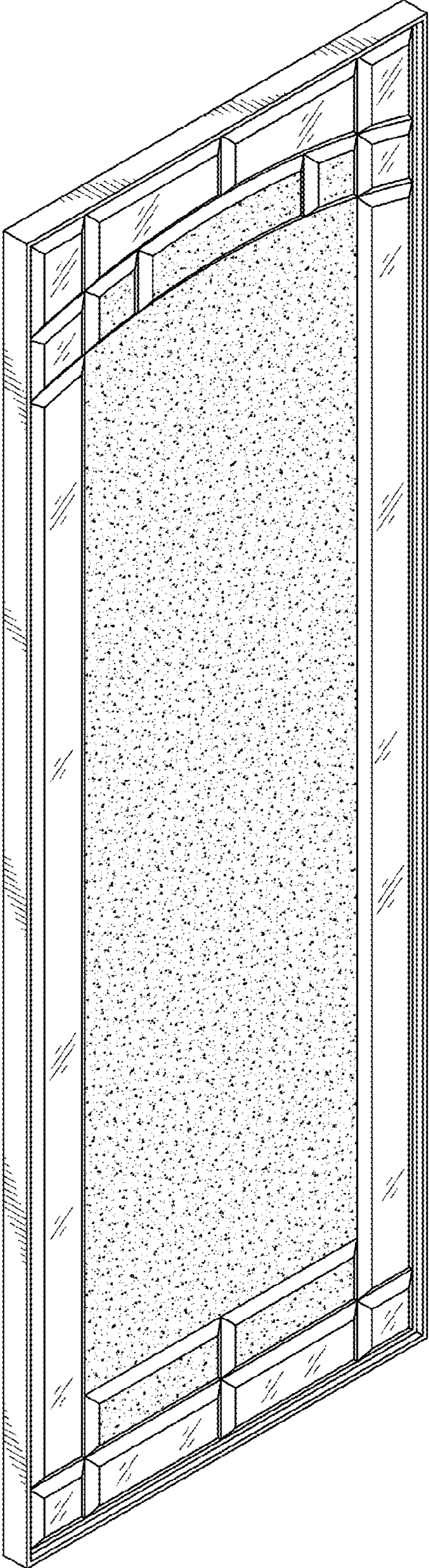


Fig. 2

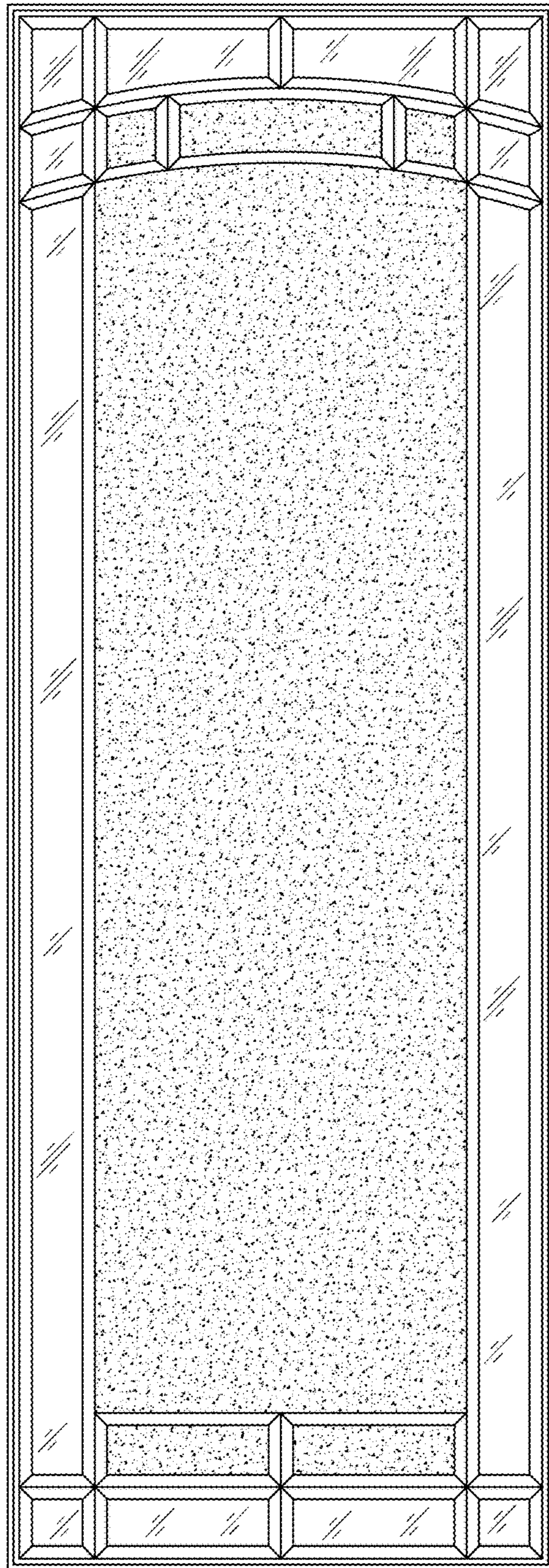


Fig. 3

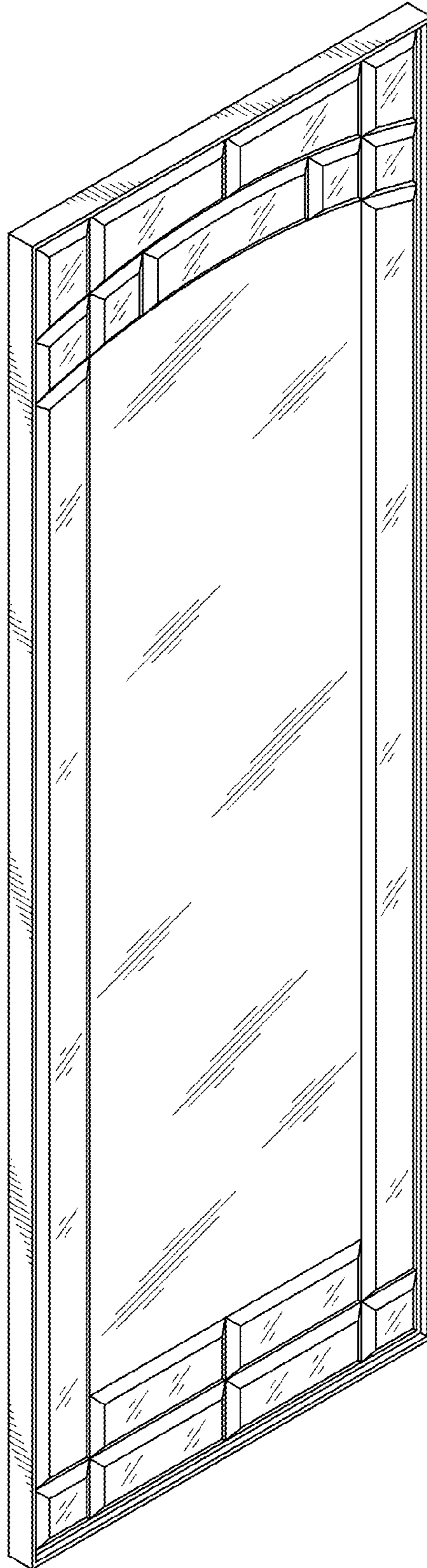


Fig. 4

