



US00D785797S

(12) **United States Design Patent** (10) **Patent No.:** **US D785,797 S**  
**Korup** (45) **Date of Patent:** **\*\* May 2, 2017**

(54) **DENTAL DISPENSING TIP**  
(71) Applicant: **Young Microbrush, LLC**, Grafton, WI (US)  
(72) Inventor: **Todd Korup**, Washington, WI (US)  
(73) Assignee: **Young Microbrush, LLC**, Grafton, WI (US)  
(\*\*) Term: **15 Years**  
(21) Appl. No.: **29/548,917**  
(22) Filed: **Dec. 17, 2015**

5,356,389 A 10/1994 Willing  
6,083,002 A 7/2000 Martin et al.  
6,095,814 A \* 8/2000 Petrich ..... A61C 5/062  
222/137  
6,343,929 B1 \* 2/2002 Fischer ..... A61C 3/005  
433/224  
6,585,512 B2 7/2003 Van Hale  
6,659,674 B2 12/2003 Carlucci et al.  
D504,948 S \* 5/2005 Dragan ..... D24/152  
7,156,105 B2 1/2007 Gueret  
7,179,085 B2 \* 2/2007 Dorsey ..... A61C 3/005  
433/80  
2004/0122377 A1 \* 6/2004 Fischer ..... A61C 5/062  
604/239  
2006/0275225 A1 12/2006 Prencipe et al.  
(Continued)

**Related U.S. Application Data**

(63) Continuation-in-part of application No. 14/193,857, filed on Feb. 28, 2014, now Pat. No. 9,427,079.  
(51) **LOC (10) Cl.** ..... **24-02**  
(52) **U.S. Cl.**  
USPC ..... **D24/152**  
(58) **Field of Classification Search**  
USPC ..... D24/152, 176, 112, 119  
CPC ..... A61C 5/062; A61C 3/005; A61C 19/063;  
B05C 17/00593  
See application file for complete search history.

Primary Examiner — Wan Laymon  
(74) Attorney, Agent, or Firm — McDermott Will & Emery LLP

(57) **CLAIM**

The ornamental design for a dental dispensing tip, as shown and described.

**DESCRIPTION**

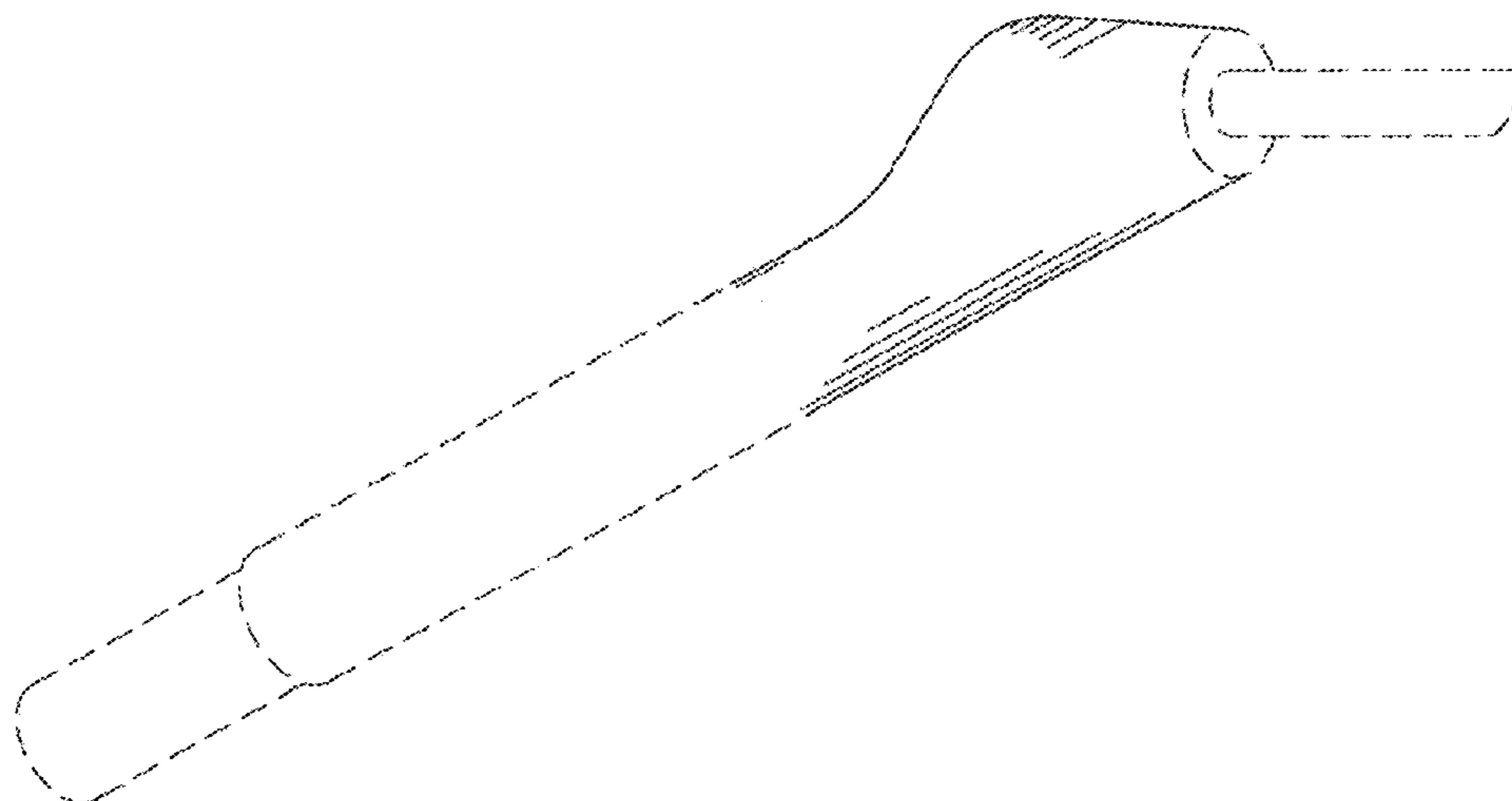
FIG. 1 is an isometric view of a dental dispensing tip.  
FIG. 2 is a first side view of the dental dispensing tip.  
FIG. 3 is a second side view of the dental dispensing tip opposite the first side view of FIG. 2.  
FIG. 4 is a top view of the dental dispensing tip.  
FIG. 5 is a bottom view of the dental dispensing tip opposite the top view of FIG. 4.  
FIG. 6 is an enlarged rear view of the dental dispensing tip; and,  
FIG. 7 is an enlarged front view of the dental dispensing tip.  
The broken lines showing various elements of the dental dispensing tip are included for the purpose of illustrating non-claimed subject matter and form no part of the claimed design.

(56) **References Cited**

**U.S. PATENT DOCUMENTS**

1,663,439 A 3/1928 Christianson  
1,674,207 A 6/1928 Krill  
3,537,444 A 11/1970 Victory  
3,547,110 A 12/1970 Balamuth  
4,969,816 A \* 11/1990 Drumm ..... A61C 5/066  
433/90  
5,087,143 A 2/1992 Hertrampf  
5,246,371 A \* 9/1993 Fischer ..... A61C 3/005  
433/217.1  
5,273,428 A 12/1993 Fischer

**1 Claim, 2 Drawing Sheets**



(56)

**References Cited**

U.S. PATENT DOCUMENTS

2010/0190132 A1 7/2010 Taylor  
2011/0123958 A1 5/2011 Piergallini et al.  
2012/0077145 A1 3/2012 Tsurukawa et al.  
2014/0011163 A1 1/2014 Montgomery  
2014/0064821 A1 3/2014 Price et al.  
2015/0245894 A1 9/2015 Korup  
2016/0324608 A1\* 11/2016 Frymark ..... A61C 19/063

\* cited by examiner

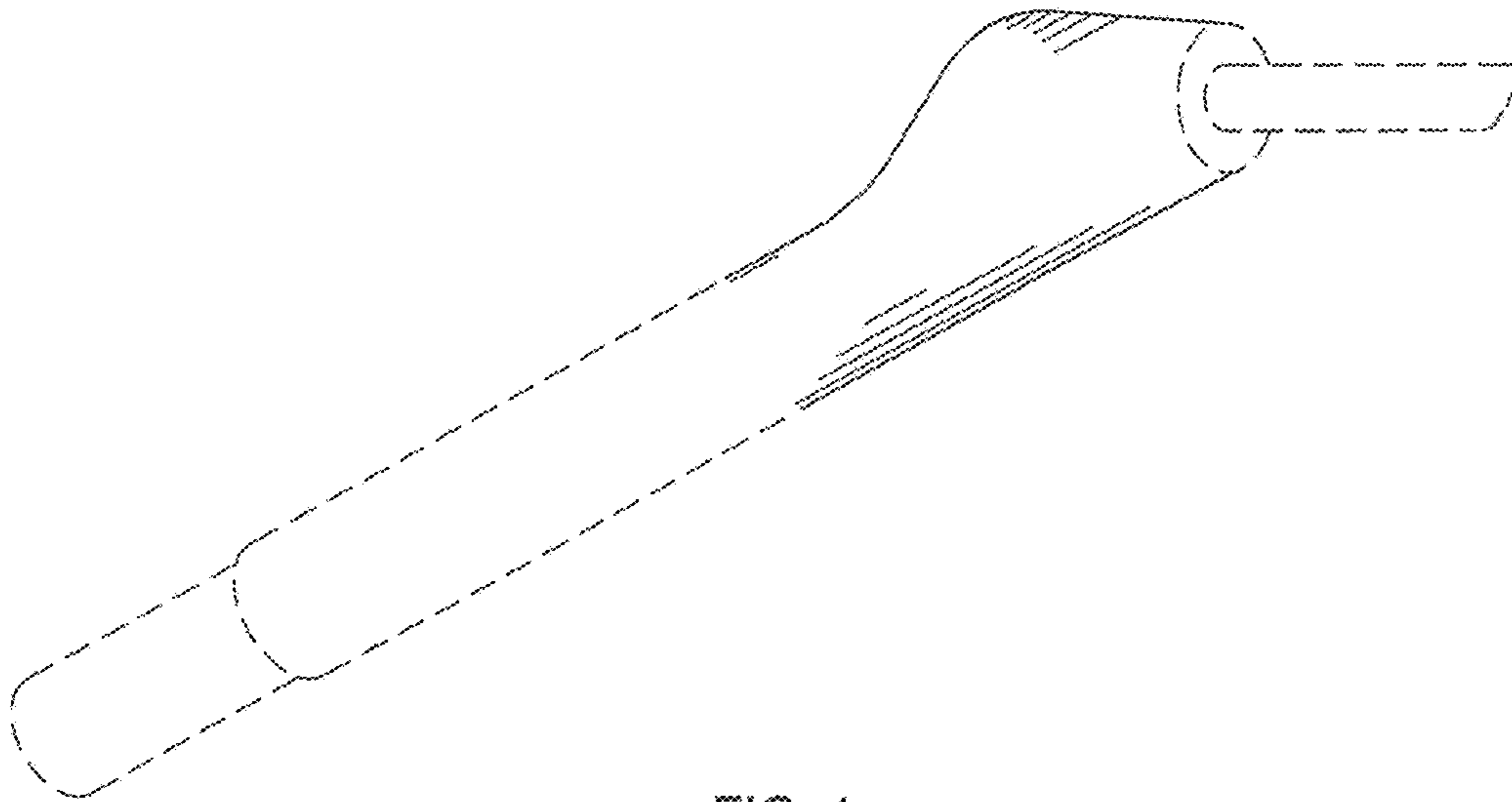


FIG. 1

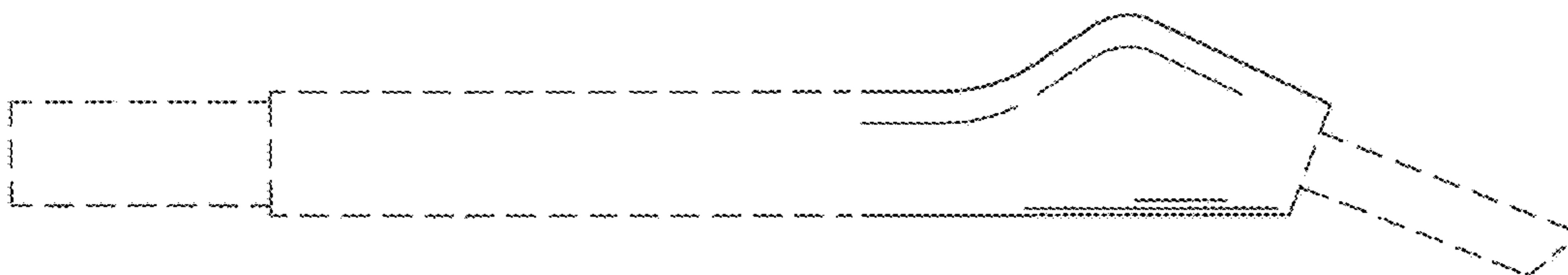


FIG. 2




FIG. 3



FIG. 4



FIG. 5

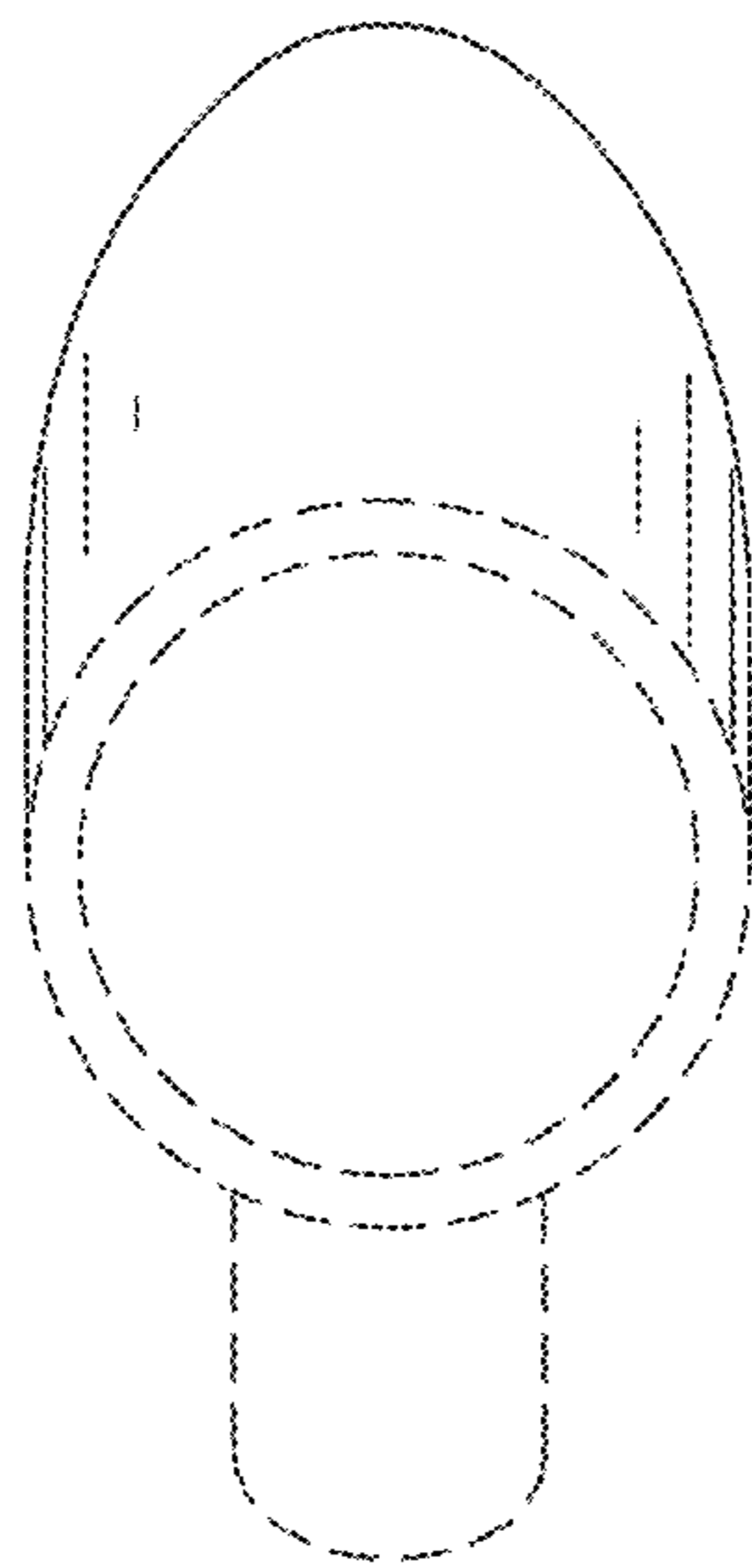


FIG. 6

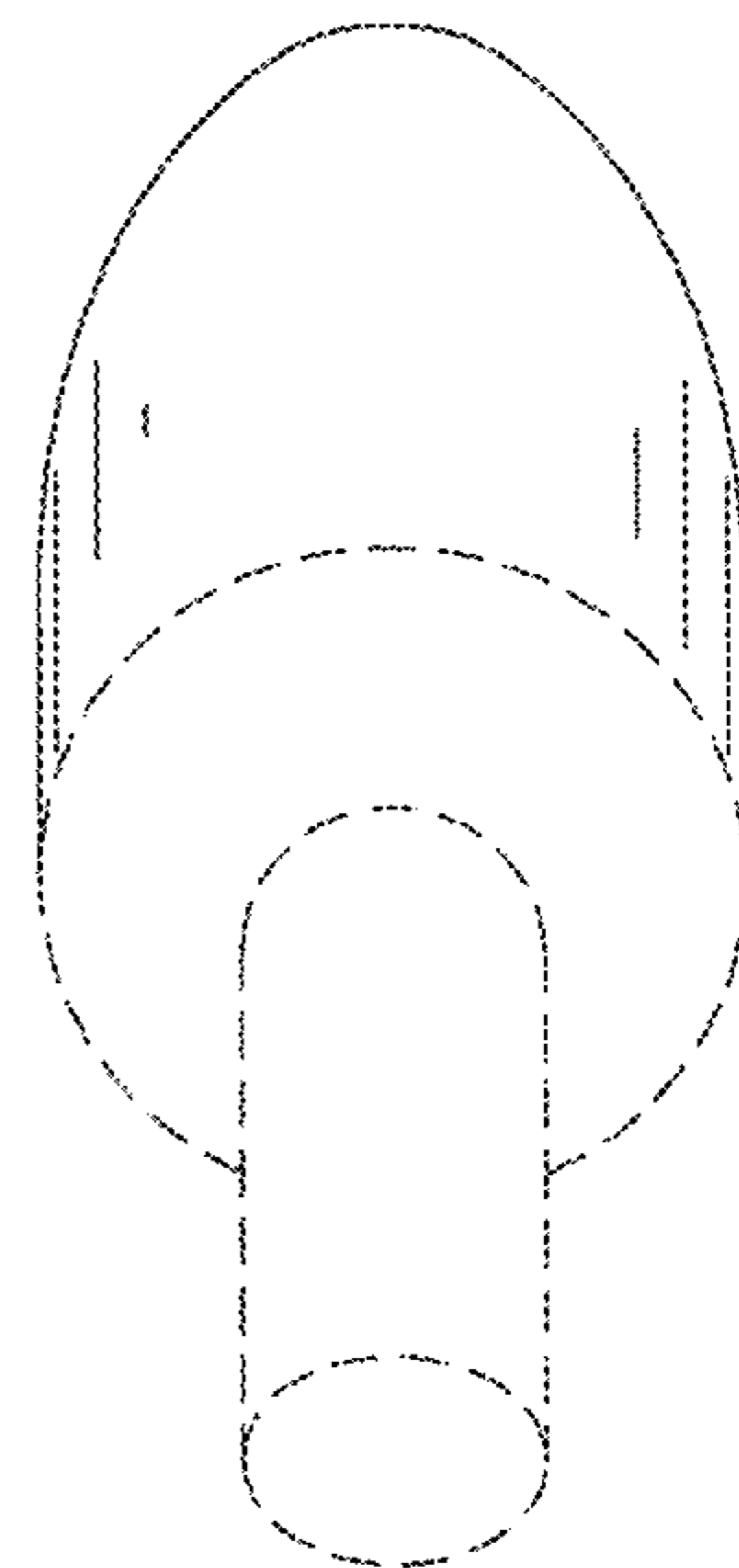


FIG. 7