



US00D785736S

(12) **United States Design Patent**  
**Ying**

(10) **Patent No.:** **US D785,736 S**

(45) **Date of Patent:** **\*\* May 2, 2017**

(54) **HUMAN-MACHINE INTERACTION VEHICLE**

(71) Applicant: **HANGZHOU CHIC INTELLIGENT TECHNOLOGY CO., LTD**, Hangzhou (CN)

(72) Inventor: **Jiawei Ying**, Hangzhou (CN)

(73) Assignee: **HANGZHOU CHIC INTELLIGENT TECHNOLOGY CO., LTD.**, Hangzhou (CN)

(\*\*) Term: **15 Years**

(21) Appl. No.: **29/557,559**

(22) Filed: **Mar. 10, 2016**

(30) **Foreign Application Priority Data**

Jan. 21, 2016 (CN) ..... 201630022108  
Jan. 21, 2016 (CN) ..... 201630022110

(51) **LOC (10) Cl.** ..... **21-02**

(52) **U.S. Cl.**  
USPC ..... **D21/760**

(58) **Field of Classification Search**  
USPC ..... D21/419, 421, 423, 426, 760, 765, 766, D21/769, 771, 776, 803; D12/1  
CPC ..... A63C 17/01; A63C 17/12; A63C 2203/00; A63C 2203/011; A63C 2203/012; A63C 2203/013; A63C 2203/40; A63C 2203/52; B62D 51/02; B62K 2202/00; B62K 2207/00; B62K 2207/02; B62K 2207/04  
See application file for complete search history.

(56) **References Cited**

**U.S. PATENT DOCUMENTS**

D535,714 S \* 1/2007 Cheng ..... D21/763  
7,481,291 B2 \* 1/2009 Nishikawa ..... B62K 17/00  
180/181

D601,922 S \* 10/2009 Imai ..... D12/1  
8,738,278 B2 \* 5/2014 Chen ..... B62K 3/007  
180/218  
D737,723 S \* 9/2015 Ying ..... D12/1  
D738,256 S \* 9/2015 Ying ..... D12/1  
D739,906 S \* 9/2015 Chen ..... D21/760  
9,376,155 B2 \* 6/2016 Ying ..... B62K 3/007  
9,403,573 B1 \* 8/2016 Mazzei ..... B62D 51/02  
9,499,228 B2 \* 11/2016 Chang ..... B62K 3/002  
2007/0131461 A1 \* 6/2007 Treadwell ..... B62B 5/005  
180/19.1  
2013/0238231 A1 \* 9/2013 Chen ..... B62K 11/007  
701/124

\* cited by examiner

*Primary Examiner* — Cynthia M Chin

(74) *Attorney, Agent, or Firm* — Hemisphere Law, PLLC

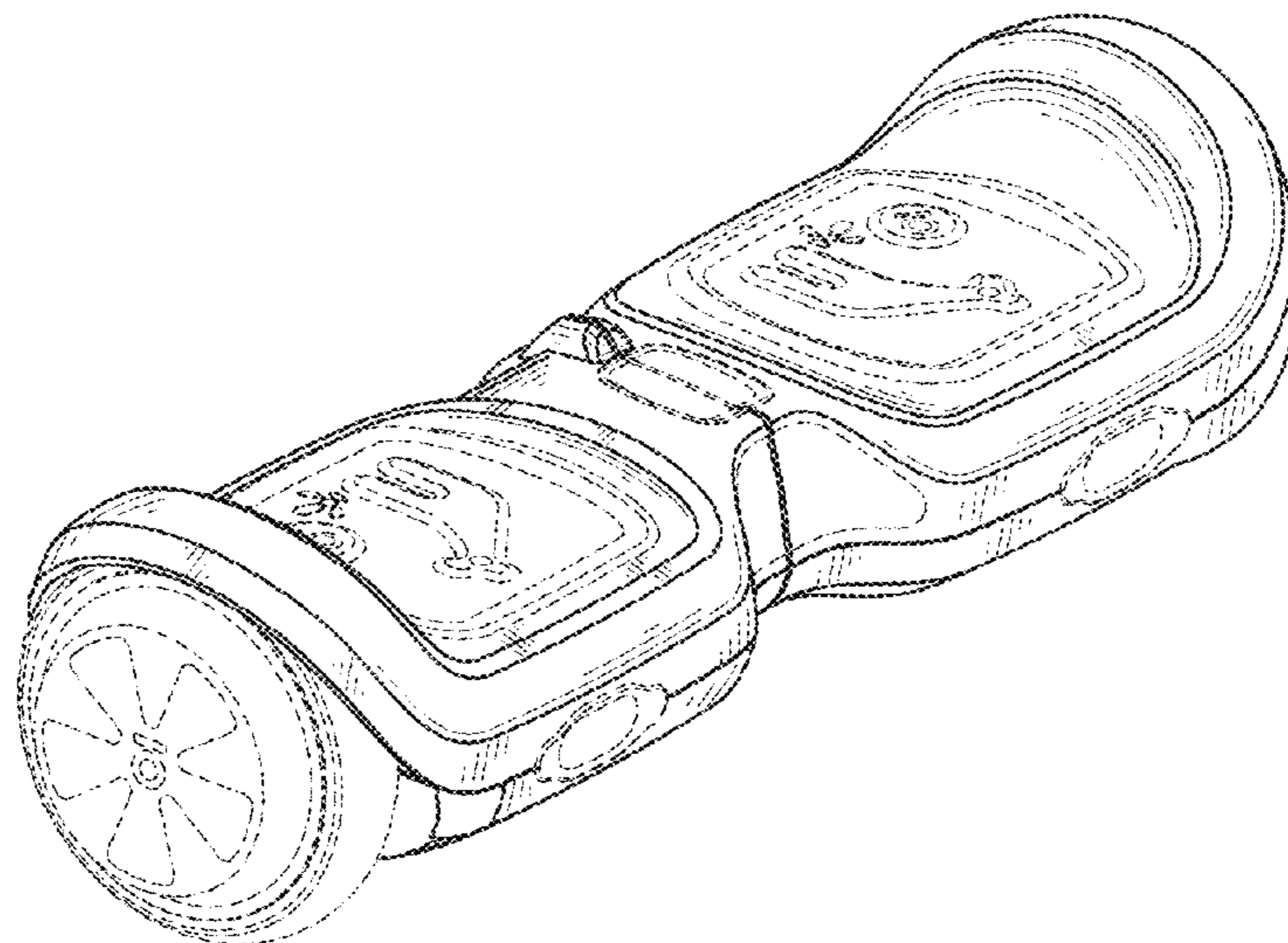
(57) **CLAIM**

The ornamental design for a human-machine interaction vehicle, as shown and described.

**DESCRIPTION**

FIG. 1 is a perspective view of a human-machine interaction vehicle showing my new design;  
FIG. 2 is a top plan view thereof;  
FIG. 3 is a bottom plan view thereof;  
FIG. 4 is a left side view thereof;  
FIG. 5 is a right side view thereof;  
FIG. 6 is a rear view thereof; and,  
FIG. 7 is a front plan view thereof.  
The broken lines shown are included for the purpose of illustrating portions of the human-machine interactive vehicle which form no part of the claimed design.

**1 Claim, 7 Drawing Sheets**



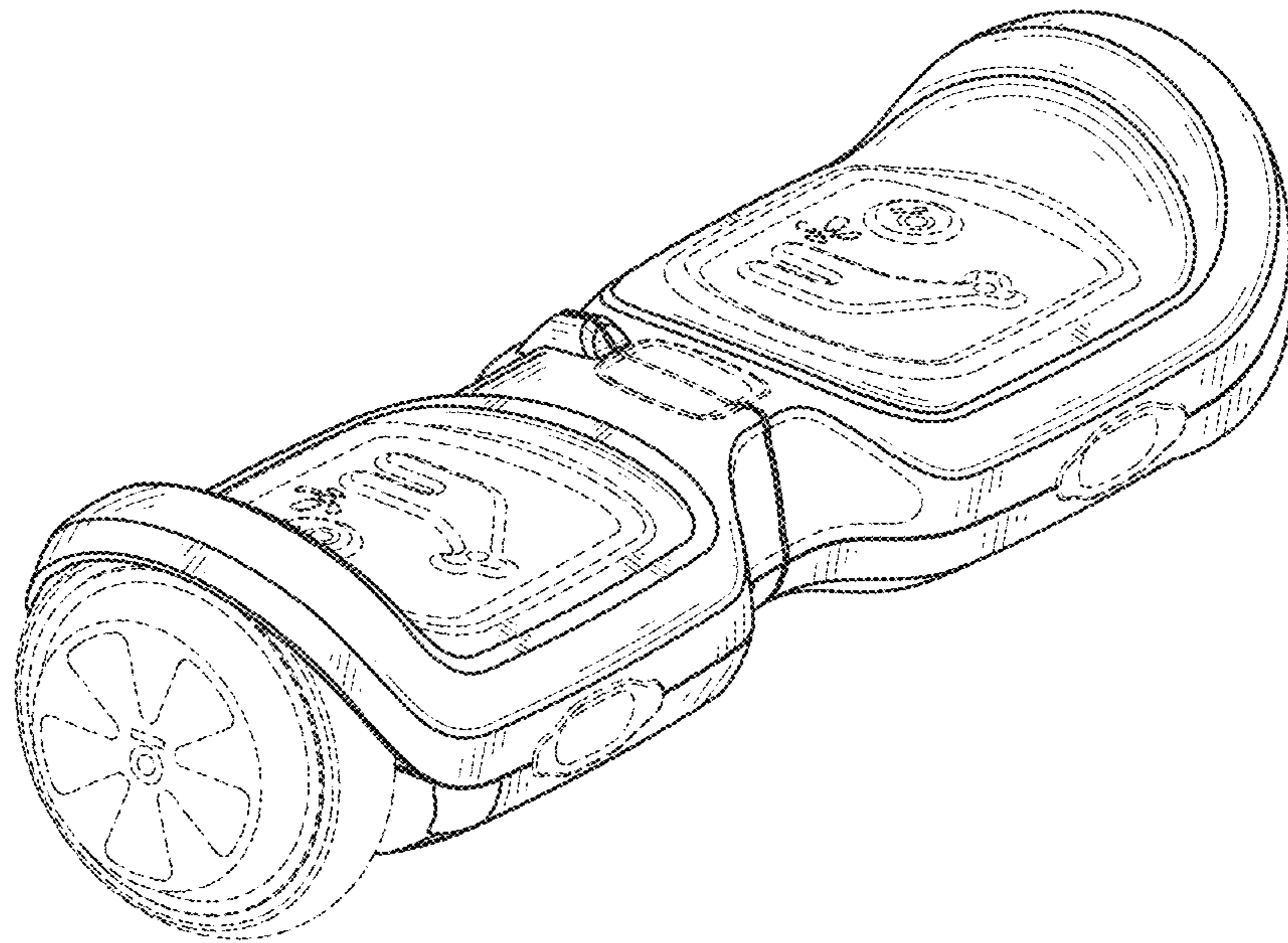


FIG. 1

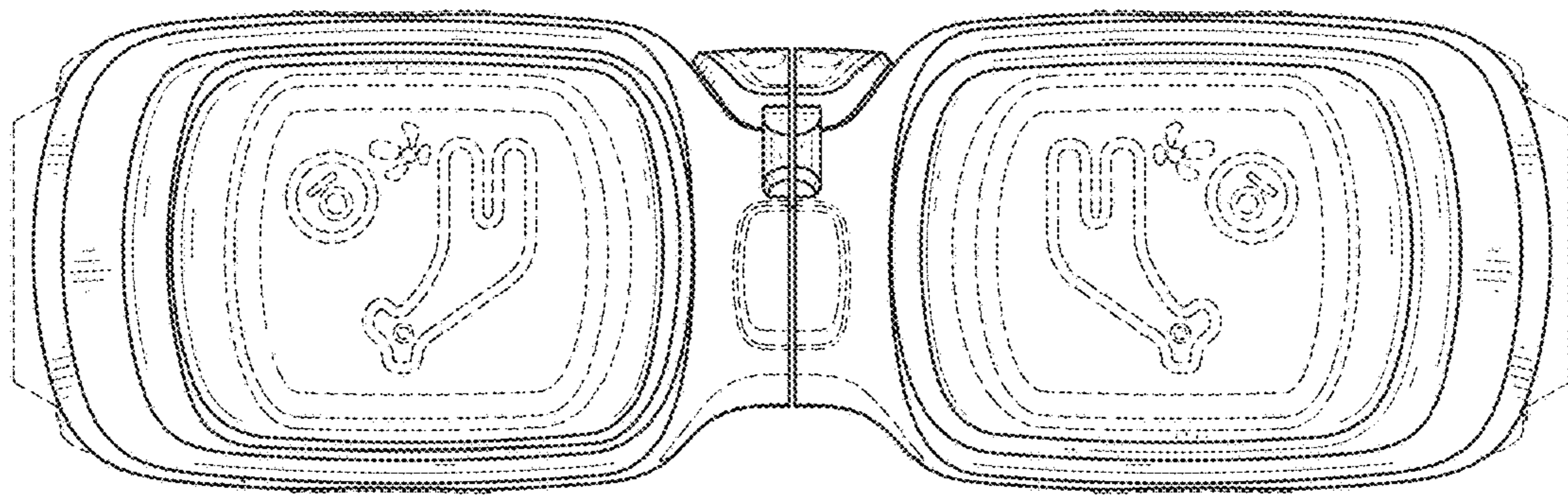


FIG. 2

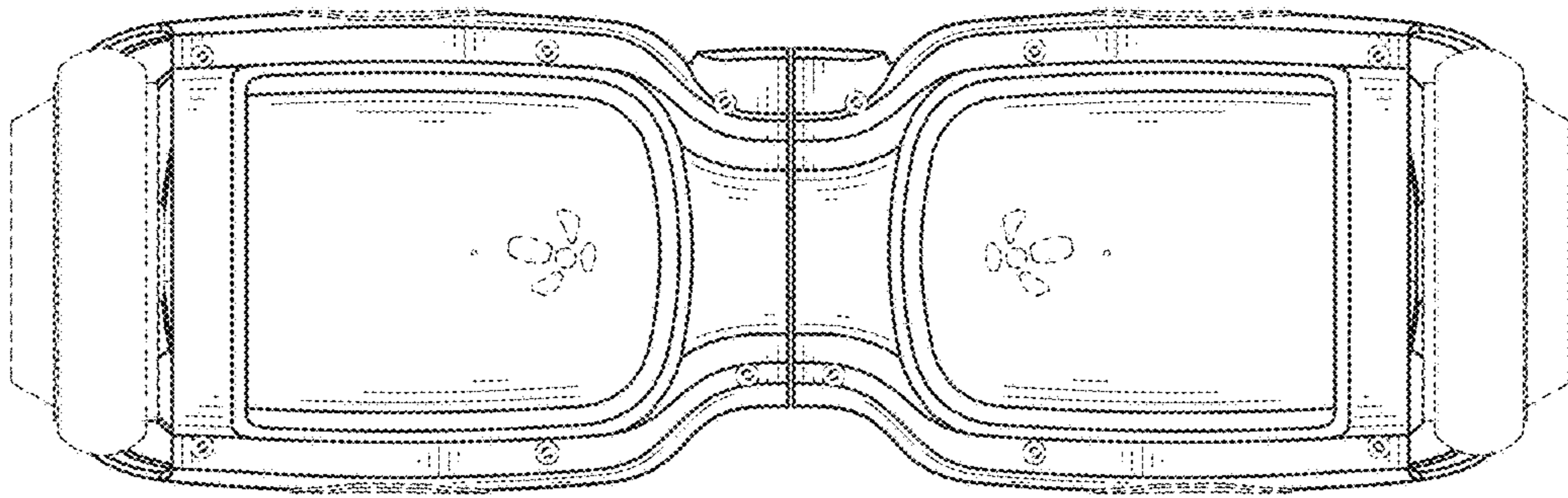


FIG. 3

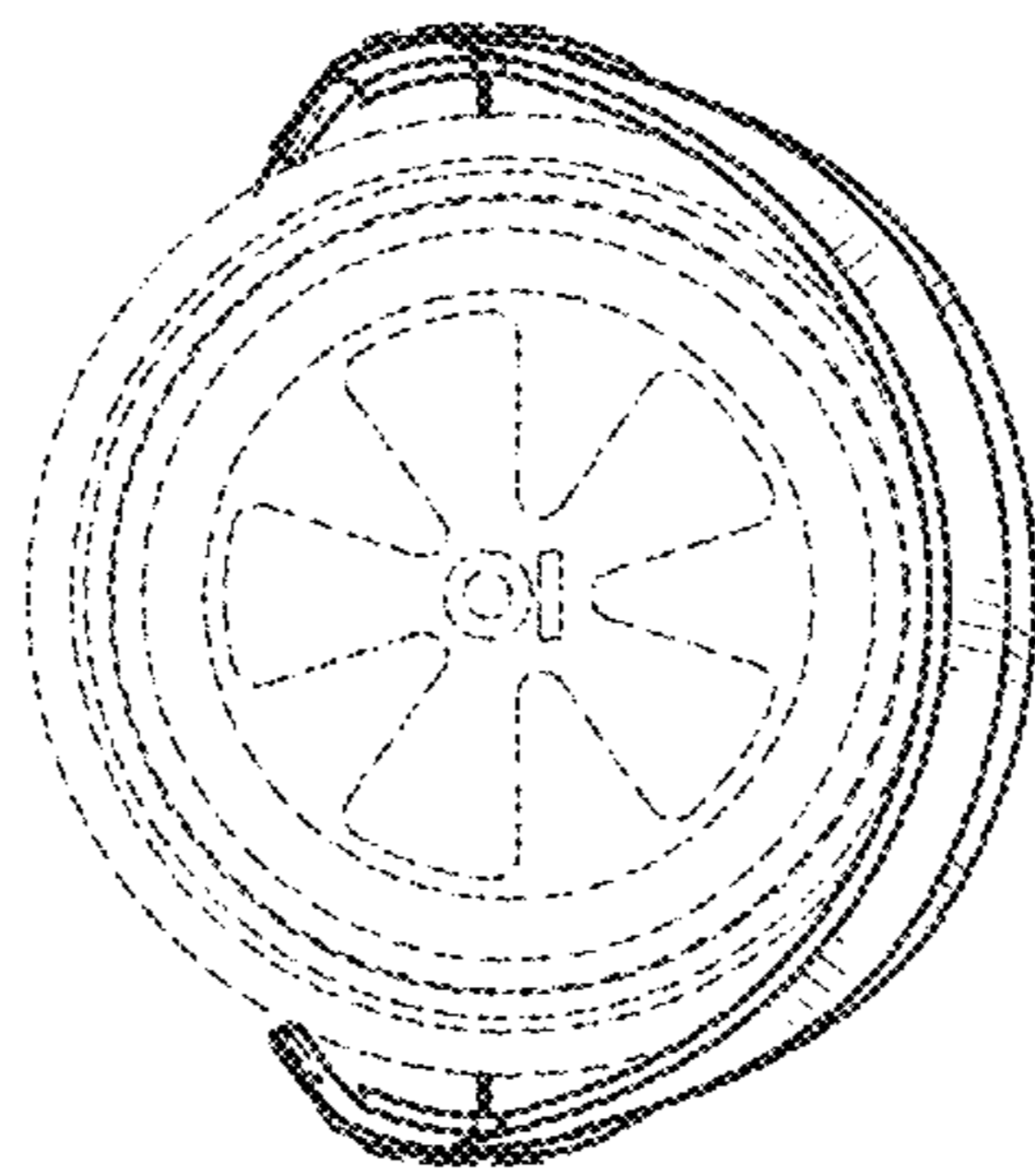


FIG. 4

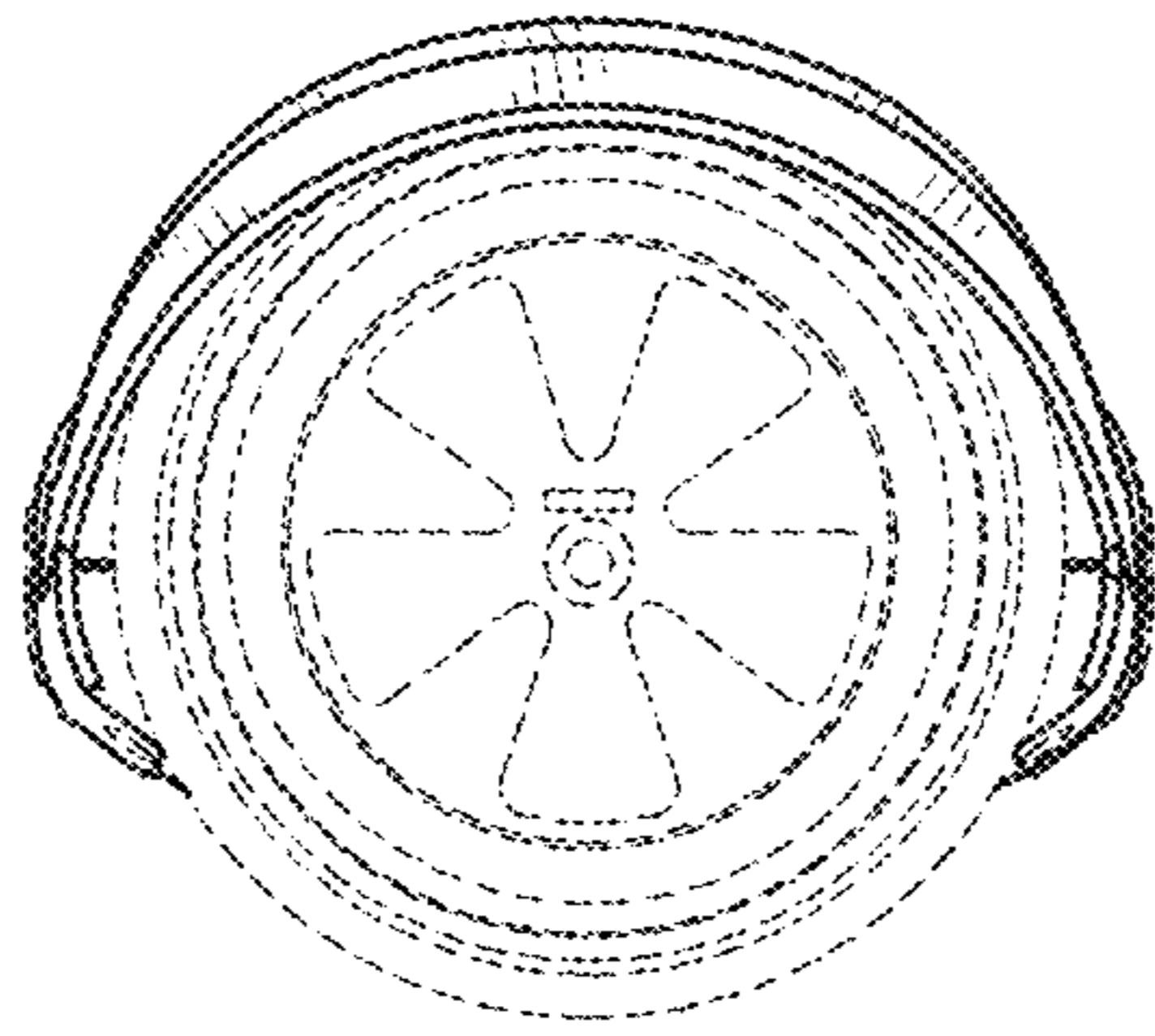


FIG. 5

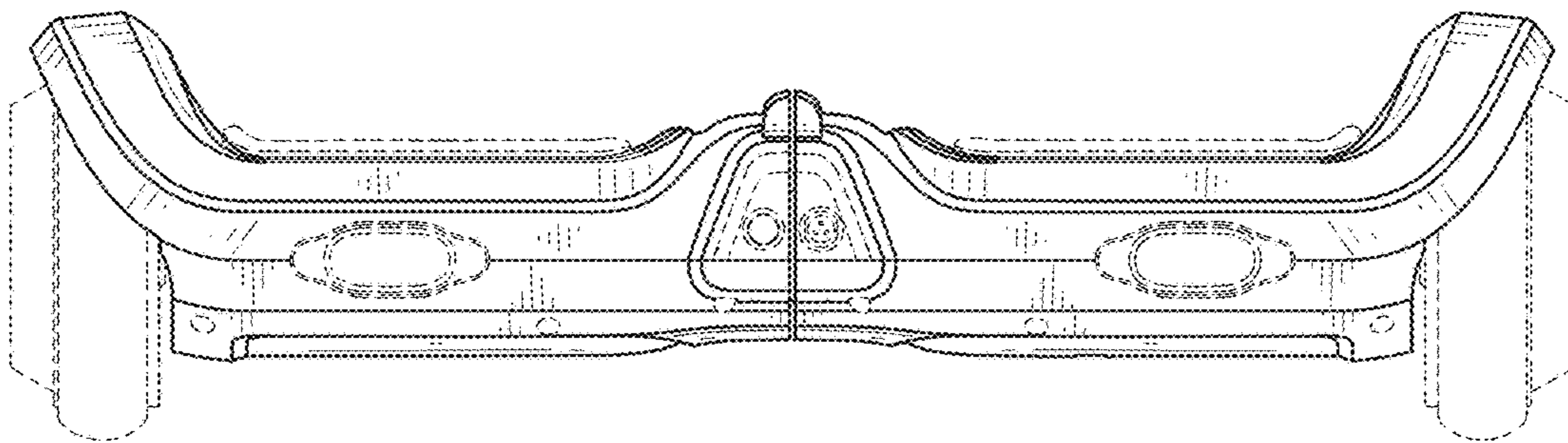


FIG. 6

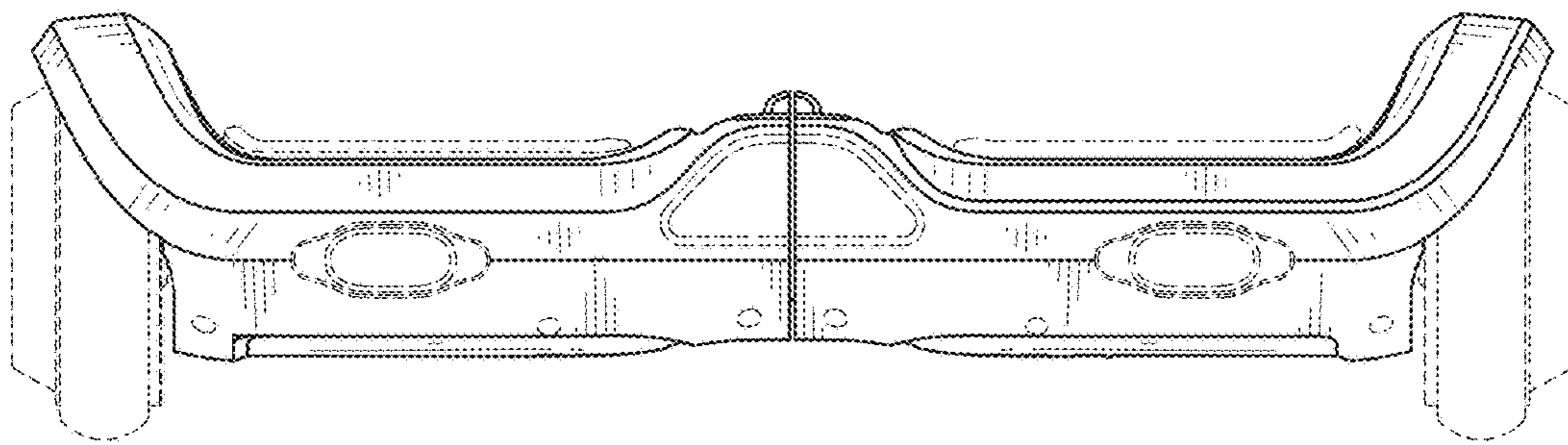


FIG. 7