



US00D785733S

(12) **United States Design Patent** (10) **Patent No.:** **US D785,733 S**
Ross (45) **Date of Patent:** **** May 2, 2017**

(54) **SHEATH FOR RESISTANCE BAND**

(56) **References Cited**

(71) Applicant: **Exemplar Design, LLC**, Mason, OH (US)

U.S. PATENT DOCUMENTS

(72) Inventor: **Adam L. Ross**, Mason, OH (US)

5,054,816 A * 10/1991 Rosengarten B42D 3/10
206/472

(73) Assignee: **Exemplar Design, LLC**, Mason, OH (US)

5,307,582 A * 5/1994 Quintel A01K 27/001
224/183

(**) Term: **15 Years**

5,568,006 A * 10/1996 Luff H03H 9/1021
310/340

(21) Appl. No.: **29/546,058**

D480,121 S * 9/2003 Lee D21/694
D542,073 S * 5/2007 Moshopoulos D6/611

(Continued)

(22) Filed: **Nov. 18, 2015**

OTHER PUBLICATIONS

(51) **LOC (10) Cl.** **21-02**

UltraFit, ProTex, Tubing; www.gopherperformance.com/conditioning/resistance/ultrafit-protex-tubing; Gopher Sport; 2016; accessed Apr. 25, 2016; 3 pages.

(52) **U.S. Cl.**

(Continued)

USPC **D21/694**

(58) **Field of Classification Search**

Primary Examiner — Robert M Spear

Assistant Examiner — Ryan Harvey

(74) *Attorney, Agent, or Firm* — Baker & Hostetler LLP

USPC D21/664, 673, 688, 662, 699, 705, 668, D21/769, 690, 788, 698, 534, 669, 302, D21/691, 681, 682, 800, 694, 686, 702, D21/676, 684, 775, 777, 692, 672; 482/122, 142, 123, 129, 128, 93, 106, 74, 482/121, 130, 71, 72, 95, 96, 68, 66, 41, 482/141, 100, 115, 49, 146, 147, 42, 51, 482/35, 38, 23, 904, 91, 28, 140, 907, 86, 482/83, 87, 90, 131, 902, 61, 65, 17, 52, 482/62, 107, 108, 54, 105, 133, 148, 92, 482/138, 12; 473/432, 445, 441, 197, 473/434, 438, 454, 478, 447, 422, 476; D12/317, 9, 6, 8, 130, 115, 114; 273/400, 407, 396; D8/303, 499, 107, D8/14; D11/87, 86, 80, 103, 2, 56, 93, D11/13; 16/430, 421; D26/49, 37; D24/107; 74/551.9; 59/82, 80; 24/658, 24/303

(57) **CLAIM**

I claim the ornamental design for a sheath for resistance band, as shown and described.

DESCRIPTION

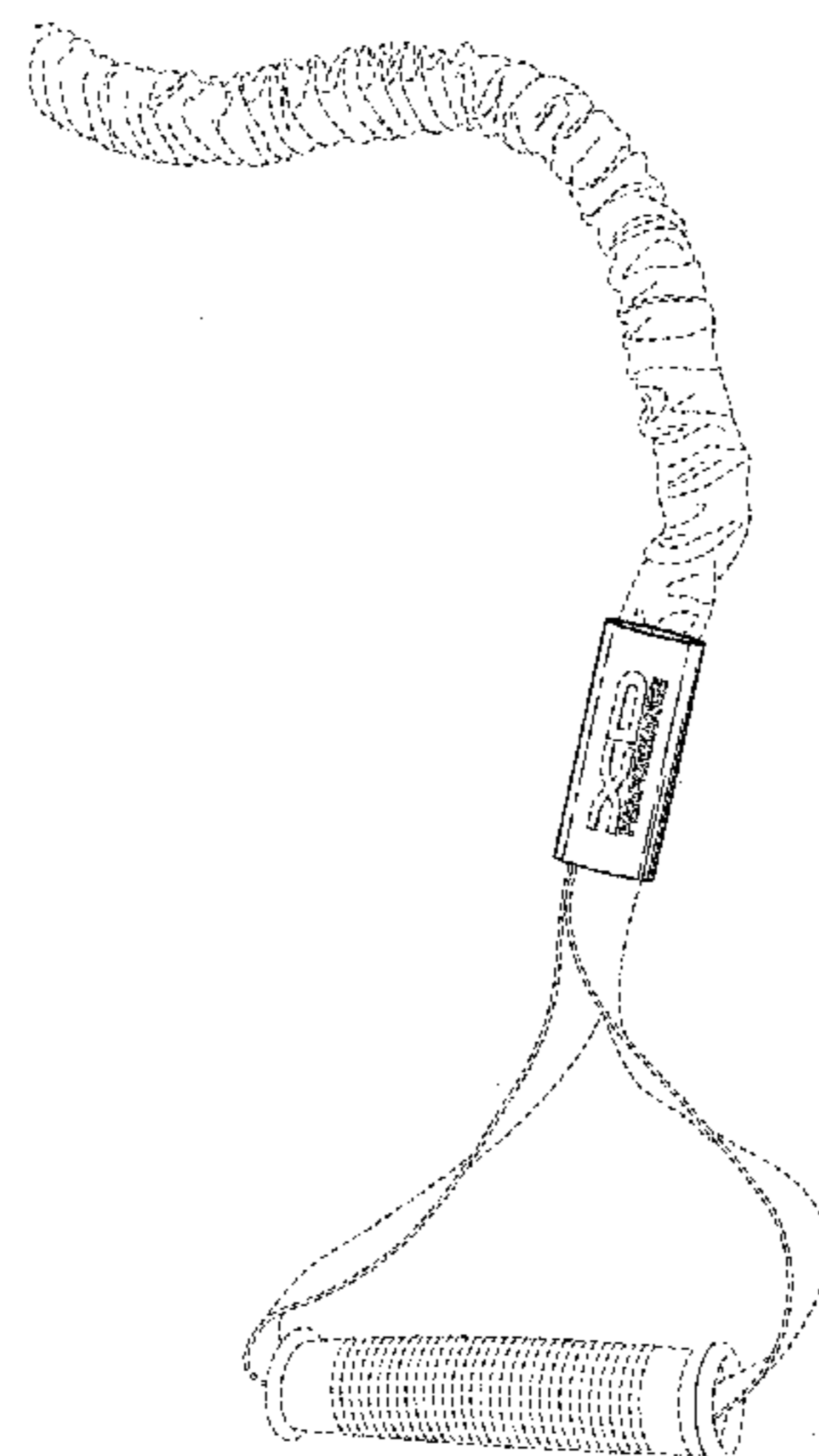
CPC A63B 21/0552; A63B 21/00069; A63B 21/4035; A63B 21/0557; A63B 21/0442; A63B 2208/0204; A63B 21/4043; A63B 23/12; A63B 21/0004

FIG. 1 is a front perspective view of the sheath for resistance band showing my new design; FIG. 2 is a front view thereof; FIG. 3 is a back view thereof; FIG. 4 is a left side elevation view thereof; FIG. 5 is a right side elevation view thereof; FIG. 6 is a top plan view thereof; and, FIG. 7 is a bottom plan view thereof.

The broken line showing of portions of the sheath for resistance band depicts environment and forms no part of the claim.

See application file for complete search history.

1 Claim, 3 Drawing Sheets



(56)

References Cited

U.S. PATENT DOCUMENTS

7,608,026 B1 * 10/2009 Nicassio A63B 21/00185
24/265 BC
D609,048 S * 2/2010 Yeh D7/387
7,794,374 B1 9/2010 Park
D645,919 S * 9/2011 Kassel D21/662
D676,425 S * 2/2013 Nishimura D14/217
D739,616 S * 9/2015 Elliott D30/160
D740,155 S * 10/2015 Vang D11/78.1
D750,988 S * 3/2016 Goldring D10/80
2005/0170937 A1 * 8/2005 van Straaten A63B 21/0552
482/124
2014/0155233 A1 * 6/2014 Latronica A63B 21/0442
482/124
2014/0274606 A1 * 9/2014 Piskin A63B 21/0442
482/129

OTHER PUBLICATIONS

Slastix Toner Resistance Tubing; <http://www.power-systems.com/p-2939-slastix-toner-resistance-tubing.aspx?varid=5722>
&gclid=COey-uKPh8wCFYomhgode7sO6g; Power Systems (PS),
LLC; 2015; accessed Apr. 25, 2016; 3 pages.

* cited by examiner

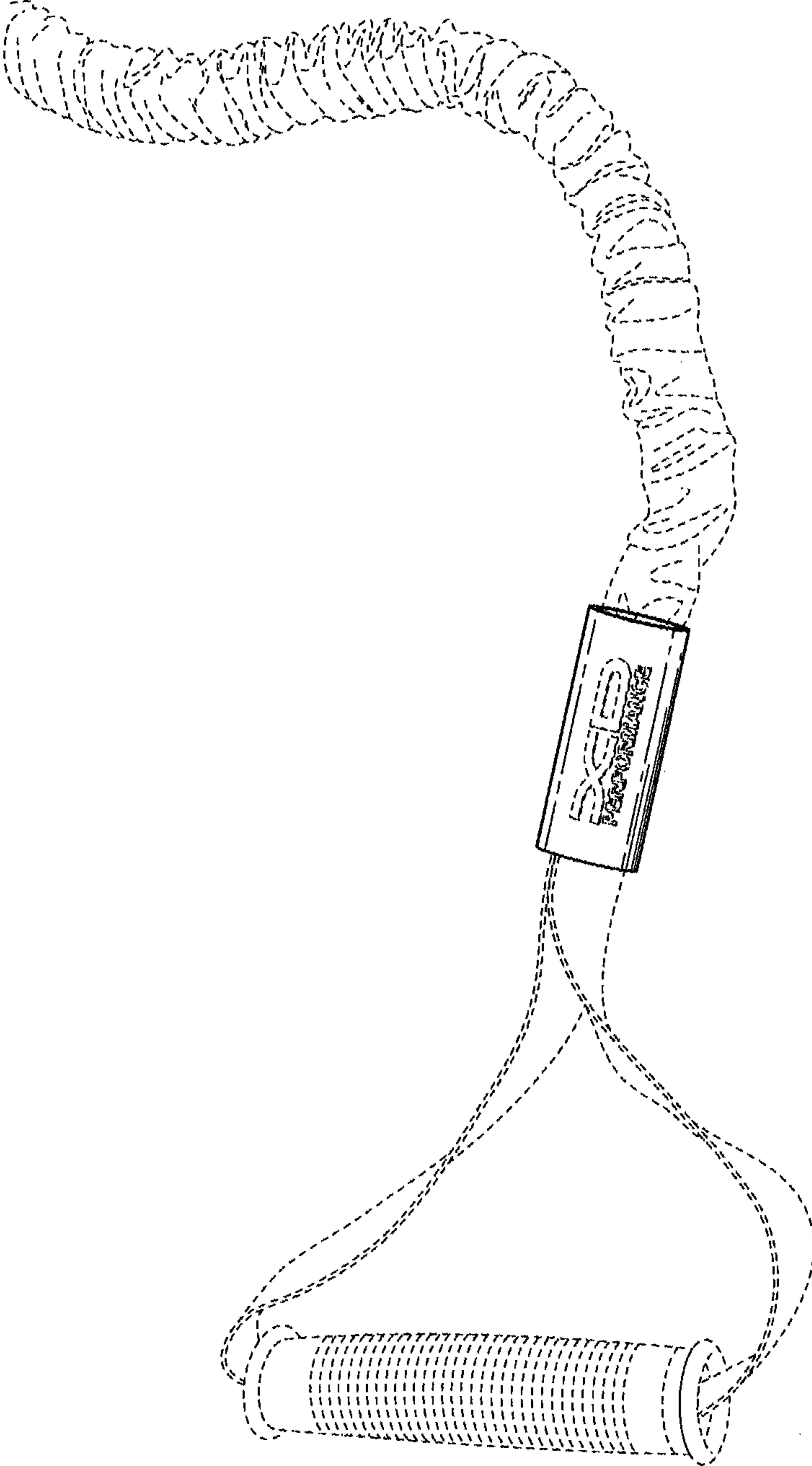


FIG. 1

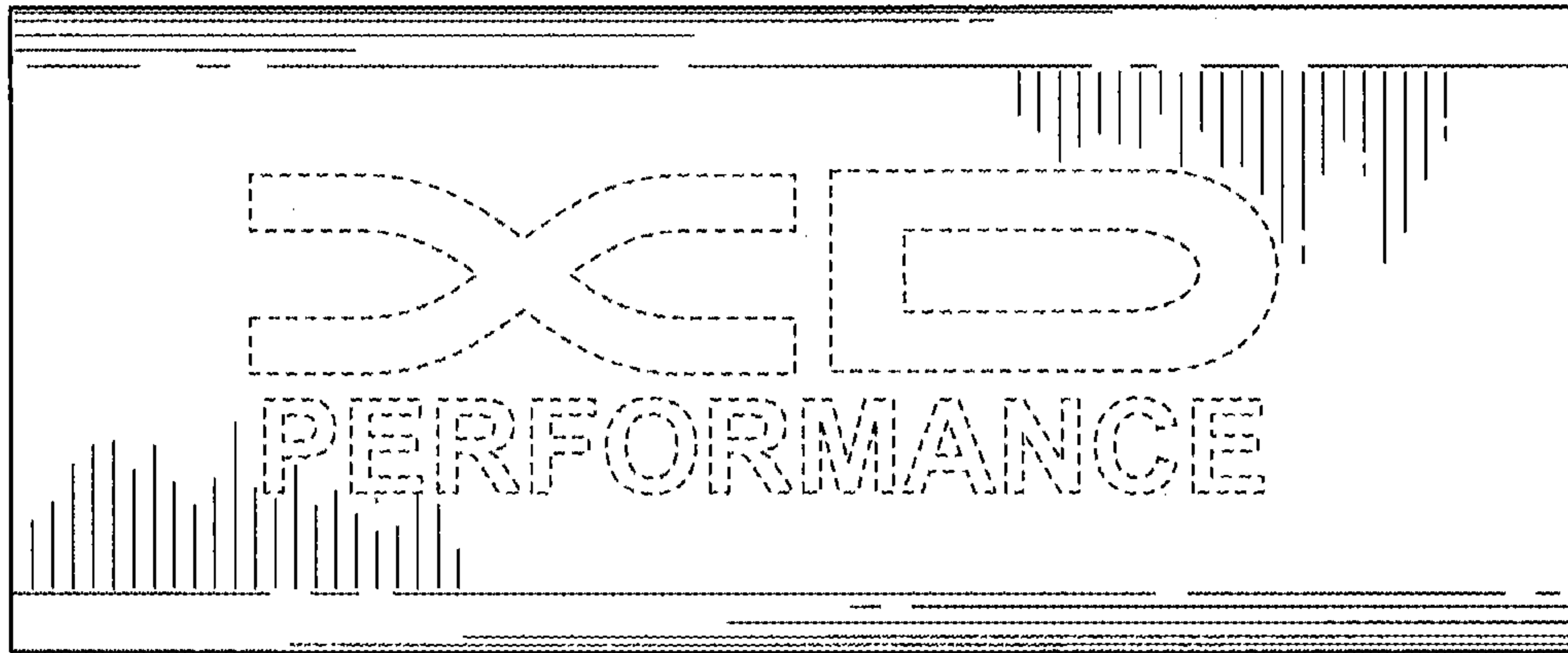


FIG. 2

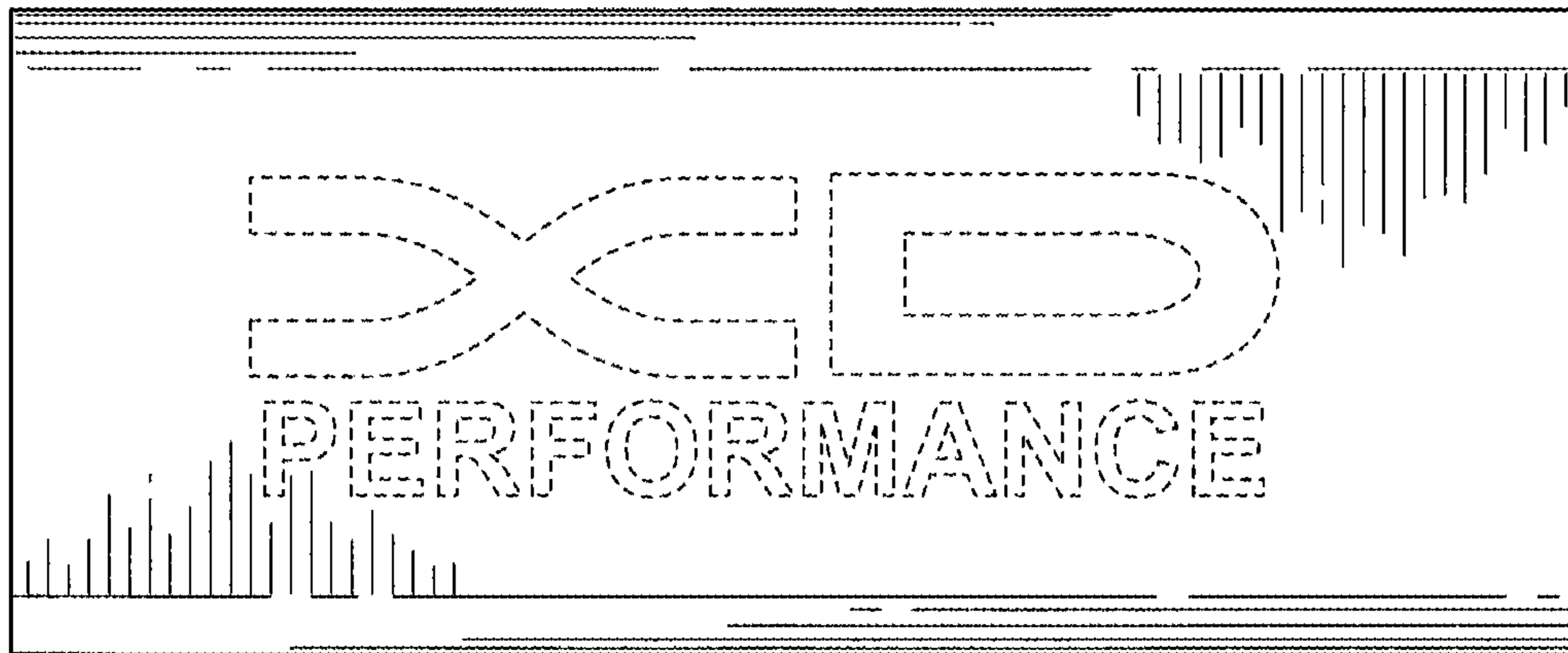


FIG. 3

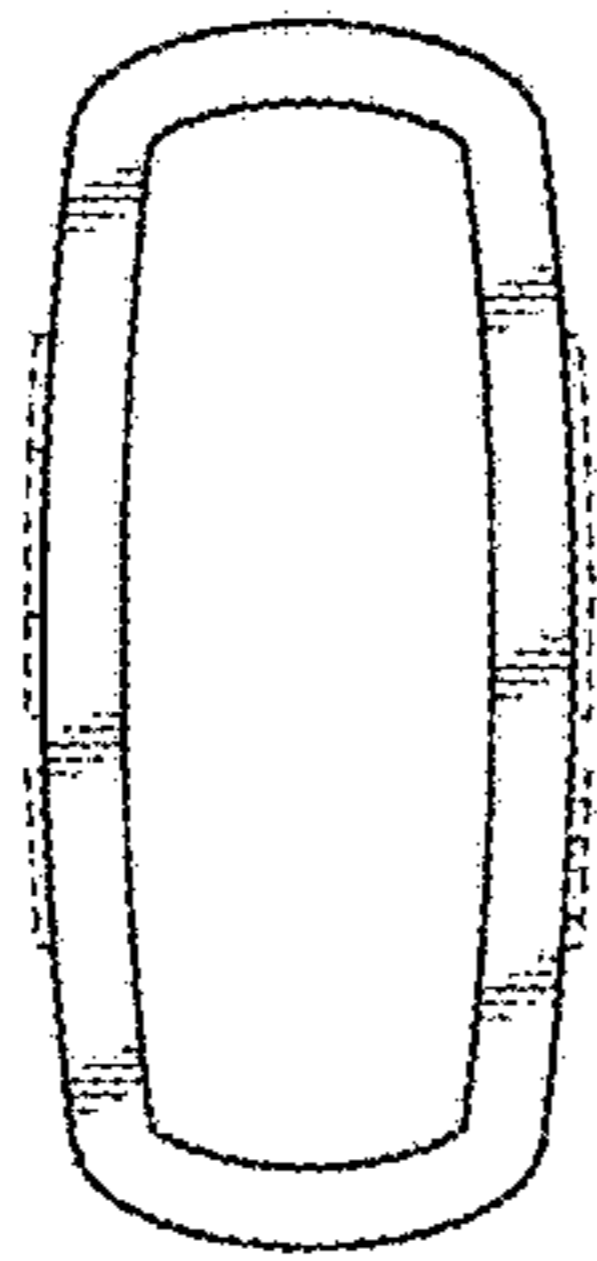


FIG. 4

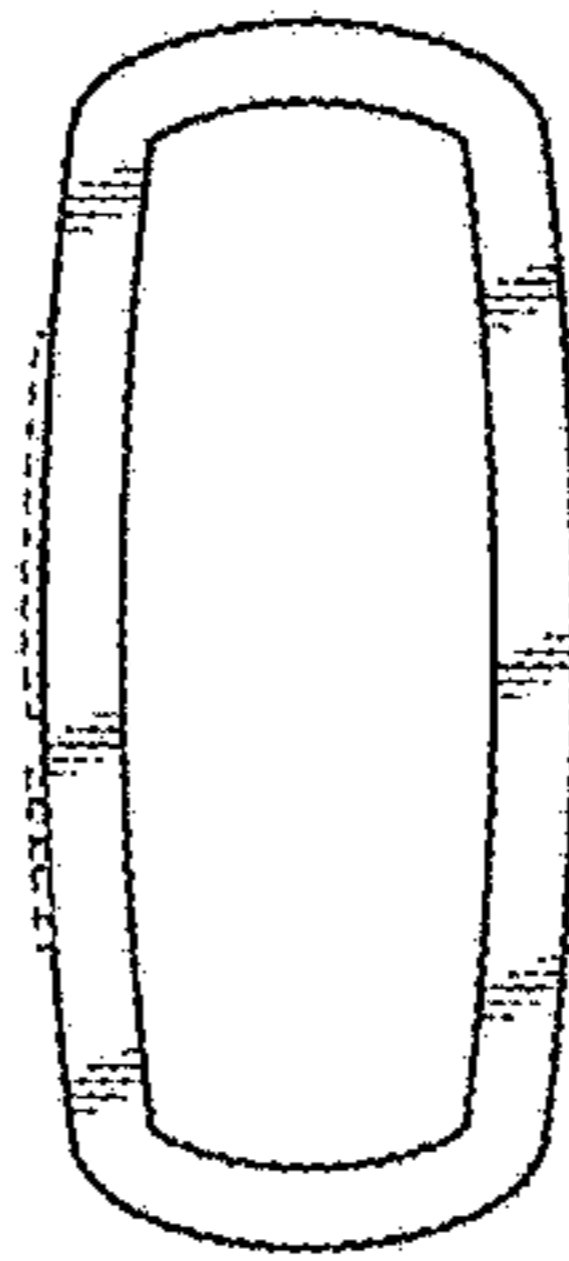


FIG. 5



FIG. 6




FIG. 7