



US00D785714S

(12) **United States Design Patent** (10) **Patent No.:** **US D785,714 S**
Curtis (45) **Date of Patent:** **** May 2, 2017**

(54) **CRAPS TABLE WITH PROPOSITION BET AREA LAYOUT**
(71) Applicant: **James M. Curtis**, Dade City, FL (US)
(72) Inventor: **James M. Curtis**, Dade City, FL (US)
(**) Term: **15 Years**
(21) Appl. No.: **29/544,660**
(22) Filed: **Nov. 5, 2015**
(51) **LOC (10) Cl.** **21-01**
(52) **U.S. Cl.**
USPC **D21/369**
(58) **Field of Classification Search**
USPC D21/369, 397
CPC A63F 3/00157; A63F 9/04; A63F 2003/00164
See application file for complete search history.

6,755,420 B2 * 6/2004 Colton A63F 3/00031 273/146
D501,230 S * 1/2005 Stasi D21/354
6,926,277 B2 * 8/2005 Auricchio A63F 3/00157 273/274
D522,069 S * 5/2006 Stasi D21/354
7,100,919 B2 9/2006 Stasi
D561,270 S * 2/2008 O'Connor D21/369
D569,918 S * 5/2008 Kniffen D21/354
D570,419 S * 6/2008 Stasi D21/354
7,568,697 B2 * 8/2009 Silverman A63F 9/04 273/146
7,686,305 B2 3/2010 Stasi
D647,574 S * 10/2011 Zhang D21/369
8,109,516 B2 * 2/2012 Cacas A63F 3/00157 273/146
8,540,248 B2 * 9/2013 Golden A63F 3/00157 273/274
D691,212 S * 10/2013 Martin D21/369
D691,667 S * 10/2013 Lambert D21/354
D692,502 S * 10/2013 King D21/354
D717,879 S * 11/2014 Shadle D21/354
D722,340 S * 2/2015 Sirmakes D21/369
D737,902 S * 9/2015 Choi D21/369

(Continued)

(56) **References Cited**

U.S. PATENT DOCUMENTS

D250,054 S * 10/1978 Crawford 273/274
5,487,547 A * 1/1996 Hobert A63F 3/00157 273/274
5,490,670 A * 2/1996 Hobert A63F 3/00157 273/274
D372,940 S * 8/1996 Ryan D21/369
5,718,431 A * 2/1998 Ornstein A63F 3/00157 273/274
D395,462 S * 6/1998 Serowik D21/369
5,785,596 A 7/1998 Hobart
D397,732 S * 9/1998 Serowik D21/369
D398,660 S * 9/1998 Mollo D21/369
5,829,749 A * 11/1998 Hobert A63F 3/00157 273/274
D409,253 S * 5/1999 Zeck D21/369
D454,375 S * 3/2002 Ryan D21/372
6,655,689 B1 * 12/2003 Stasi A63F 3/00157 273/274

Primary Examiner — Darlington Ly
Assistant Examiner — Daniel J Domino

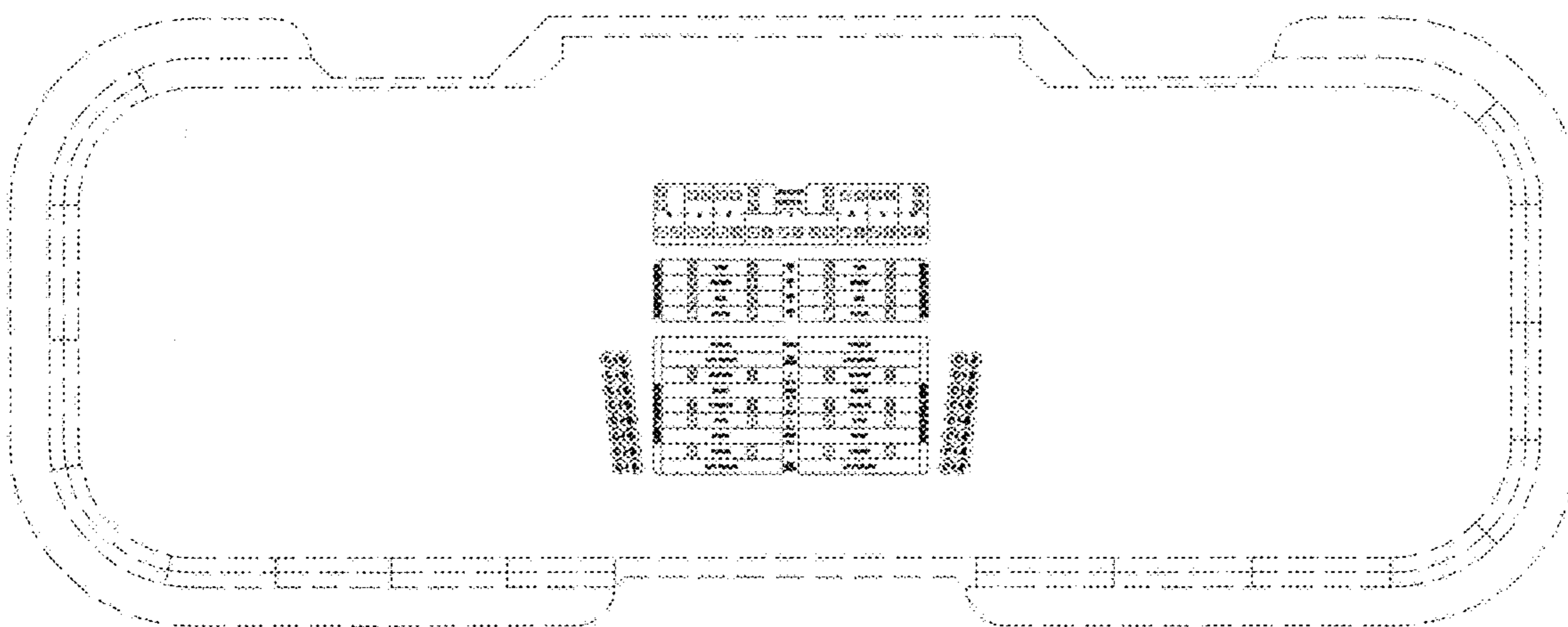
(57) **CLAIM**

The ornamental design for a craps table with proposition bet area layout, as shown and designed.

DESCRIPTION

FIG. 1 is a top plan view of a craps table with proposition bet area layout showing my new design; and, FIG. 2 is an enlarged detail view of my design. The broken lines showing a craps table is provided for the purposes of illustrating portions of the article and forms no part of the claimed design.

1 Claim, 2 Drawing Sheets



(56)

References Cited

U.S. PATENT DOCUMENTS

D748,736 S * 2/2016 Berkowitz D21/369
D752,153 S * 3/2016 To D21/369
2001/0028147 A1* 10/2001 Ornstein A63F 3/00157
273/292
2005/0194736 A1* 9/2005 Lowery A63F 3/00157
273/146
2006/0043672 A1* 3/2006 Gal A63F 3/00157
273/146
2013/0053119 A1* 2/2013 Sharoni A63F 3/00157
463/17

* cited by examiner

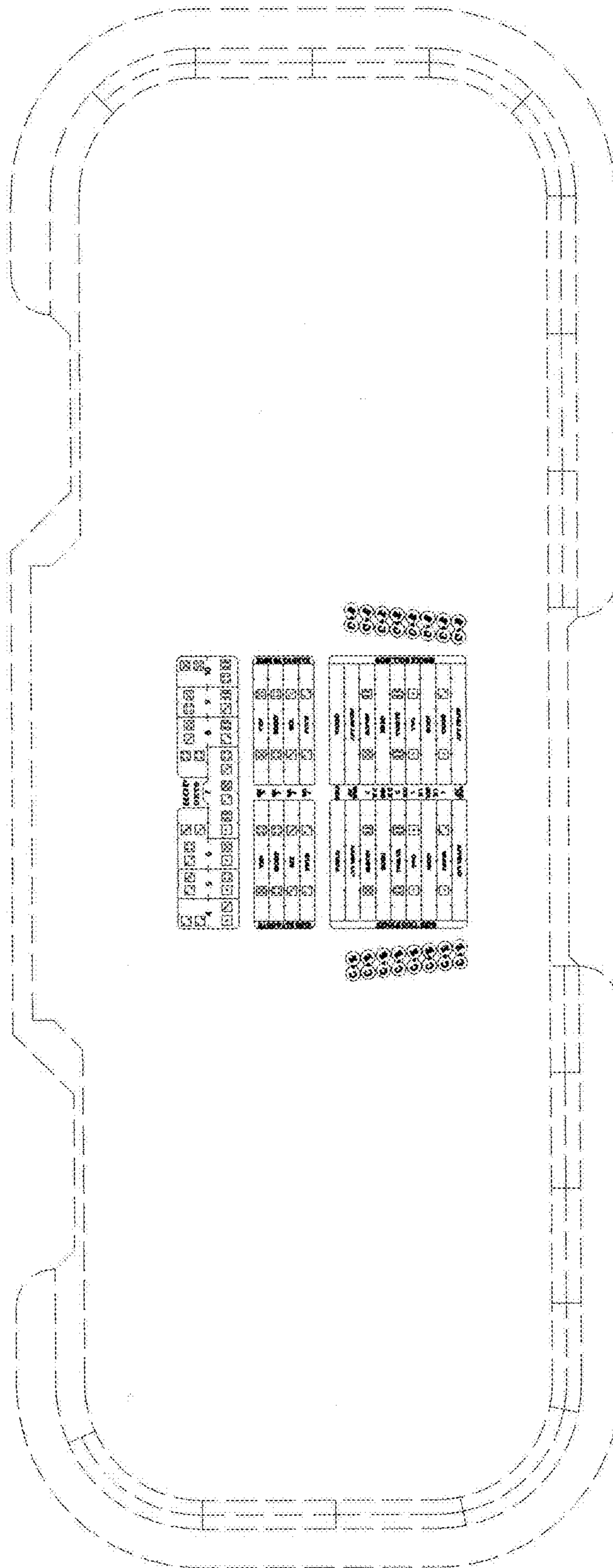


FIG. 1

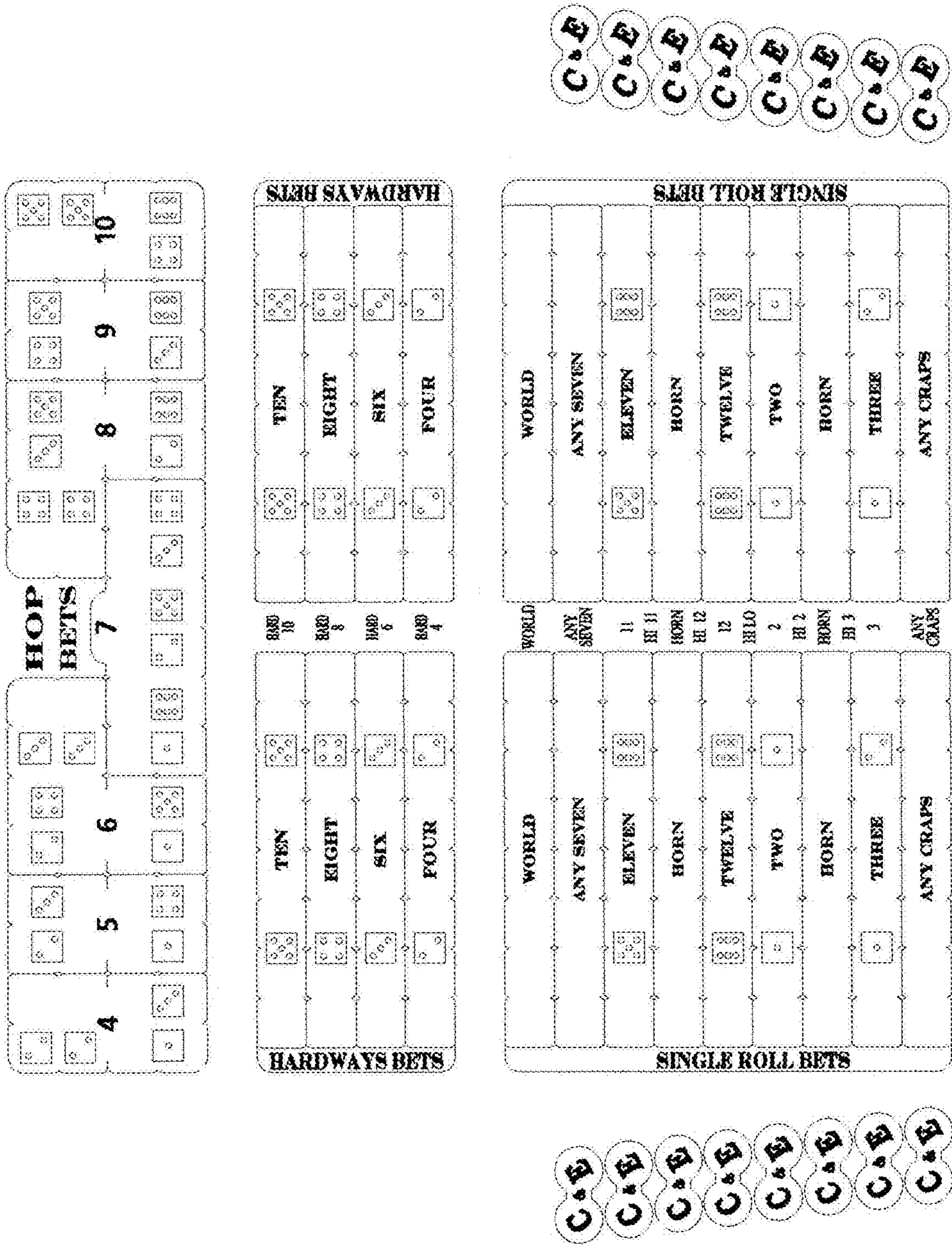


FIG. 2