



US00D785706S

(12) **United States Design Patent** (10) **Patent No.:** **US D785,706 S**
Hoch et al. (45) **Date of Patent:** **** May 2, 2017**

(54) **BOARD**
(71) Applicant: **UBRANDS, LLC**, Mission Viejo, CA (US)
(72) Inventors: **Ben Hoch**, Irvine, CA (US); **Michael Cerillo**, San Clemente, CA (US)
(73) Assignee: **UBRANDS, LLC**, Mission Viejo, CA (US)
(**) Term: **15 Years**
(21) Appl. No.: **29/570,549**
(22) Filed: **Jul. 8, 2016**
Related U.S. Application Data
(62) Division of application No. 29/498,023, filed on Jul. 30, 2014, now Pat. No. Des. 766,370.
(51) **LOC (10) Cl.** **19-06**
(52) **U.S. Cl.**
USPC **D19/113**
(58) **Field of Classification Search**
USPC D19/113, 114; D20/10, 19, 39, 40, 41, D20/42; D14/371, 373, 374
CPC .. B43L 1/00; B43L 1/004; B43L 1/008; B43L 1/10; B43L 1/12; B43L 5/00; G06F 3/041; G06F 3/045; G06F 3/046; G09F 15/00; G09F 15/0006; G09F 15/0012; G09F 15/0018; G09F 15/0056; G09F 2007/1834; G09F 2007/1843; G09F 2007/1847; G09F 7/04
See application file for complete search history.

D138,526 S 8/1944 Spaldo
3,171,223 A * 3/1965 Josephson G09F 15/0012
40/530
4,625,075 A * 11/1986 Jaeger G06F 3/045
178/18.03
5,076,736 A 12/1991 Grewe et al.
D358,716 S 5/1995 Chenevert
D360,078 S 7/1995 Sarkisian et al.
5,732,496 A 3/1998 Tanaka
D410,636 S 6/1999 Arthur et al.
D432,101 S 10/2000 Oba
D462,353 S 9/2002 Kita
D495,331 S 8/2004 Liu
D509,543 S 9/2005 Hillstrom et al.
D520,006 S 5/2006 Chen et al.
D588,196 S 3/2009 Kang
D593,156 S 5/2009 Vasconcelos
D623,226 S * 9/2010 Hoch D19/113
D623,228 S 9/2010 Hoch et al.
D623,693 S * 9/2010 Hoch D19/113
D627,349 S 11/2010 Wang
D635,189 S 3/2011 Bolt et al.

(Continued)

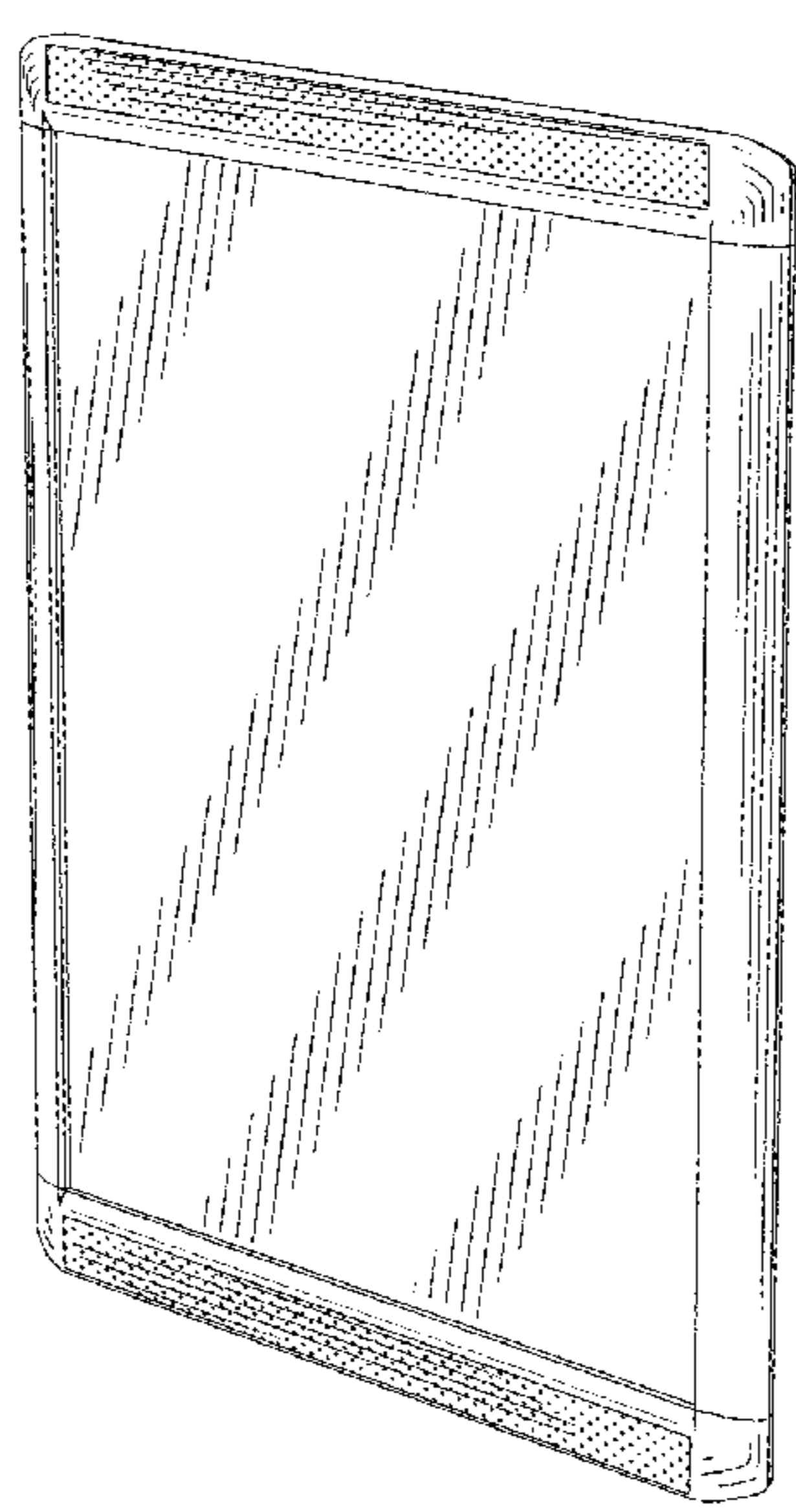
Primary Examiner — Elizabeth Albert
(74) *Attorney, Agent, or Firm* — One3 IP Management, P.C.; Justin G. Sanders; Dean G. Stathakis

(57) **CLAIM**
The ornamental design for a board, as shown and described.

DESCRIPTION
FIG. 1 is a perspective view of a board showing our new design;
FIG. 2 is a front view thereof;
FIG. 3 is a rear view thereof;
FIG. 4 is a left side view thereof;
FIG. 5 is a right side view thereof;
FIG. 6 is a top view thereof; and,
FIG. 7 is a bottom view thereof.

1 Claim, 2 Drawing Sheets

(56) **References Cited**
U.S. PATENT DOCUMENTS
D122,771 S 10/1940 Doner
2,347,176 A * 4/1944 Doner A47G 1/215
248/469



(56)

References Cited

U.S. PATENT DOCUMENTS

8,634,277 B2 * 1/2014 Hoch G09D 3/12
368/29

D753,223 S 4/2016 Chin

* cited by examiner

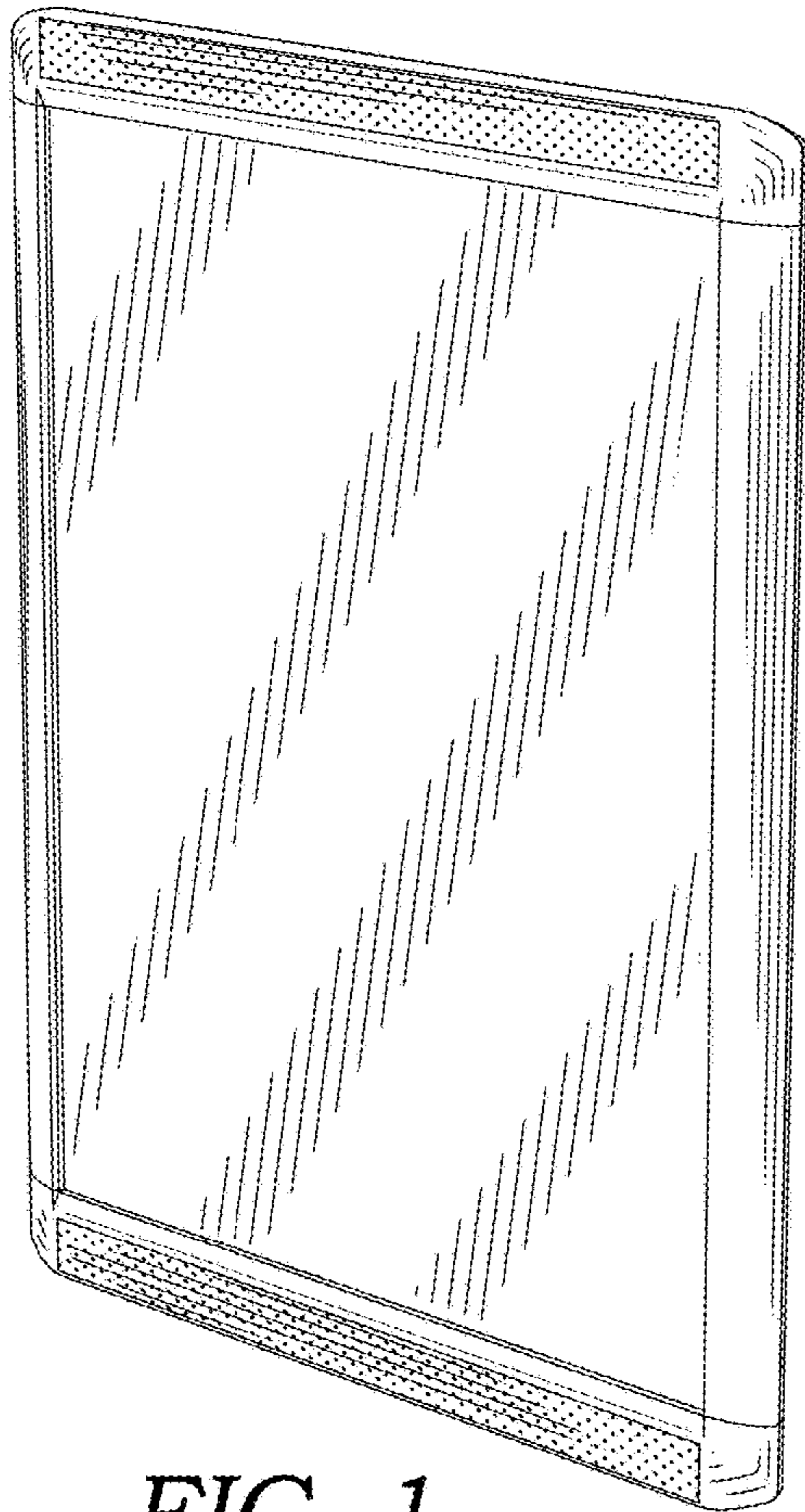


FIG. 1




FIG. 2




FIG. 3




FIG. 4

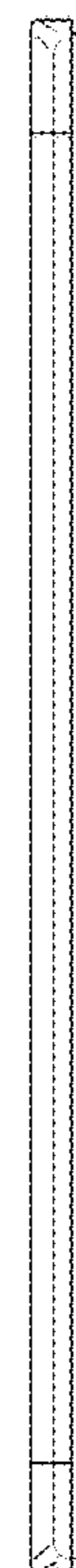


FIG. 5



FIG. 6




FIG. 7