



US00D785655S

(12) **United States Design Patent** (10) **Patent No.:** **US D785,655 S**  
**Akana et al.** (45) **Date of Patent:** **\*\* May 2, 2017**

(54) **DISPLAY SCREEN OR PORTION THEREOF WITH GRAPHICAL USER INTERFACE**

7,783,990 B2 \* 8/2010 Amadio ..... G06F 3/0481  
 715/781  
 D703,221 S \* 4/2014 Park ..... D14/486  
 8,873,342 B1 \* 10/2014 Boudreaux ..... G04B 37/0083  
 368/46

(71) Applicant: **Apple Inc.**, Cupertino, CA (US)

(Continued)

(72) Inventors: **Jody Akana**, San Francisco, CA (US);  
**Dmitri Cavander**, San Francisco, CA (US);  
**Christopher Foss**, San Francisco, CA (US);  
**David C. Graham**, Campbell, CA (US);  
**Mini Ham**, Seoul (KR);  
**Jonathan P. Ive**, San Francisco, CA (US);  
**Paul Nixon**, Los Altos, CA (US);  
**Wan Si Wan**, Sunnyvale, CA (US)

OTHER PUBLICATIONS

U.S. Appl. No. 29/459,074, filed Jun. 25, 2013; Christie et al.  
 U.S. Appl. No. 29/501,184; filed Sep. 2, 2014; Chaudhri et al.  
 U.S. Appl. No. 29/540,351, filed Sep. 23, 2015; Akana et al.

*Primary Examiner* — Richelle G Shelton  
 (74) *Attorney, Agent, or Firm* — Sterne, Kessler, Goldstein & Fox P.L.L.C.

(73) Assignee: **Apple Inc.**, Cupertino, CA (US)

(\*\*) Term: **15 Years**

(57) **CLAIM**

(21) Appl. No.: **29/540,520**

The ornamental design for a display screen or portion thereof with graphical user interface, as shown and described.

(22) Filed: **Sep. 25, 2015**

**Related U.S. Application Data**

**DESCRIPTION**

(63) Continuation of application No. 29/528,822, filed on Jun. 1, 2015, now Pat. No. Des. 754,728, which is a continuation of application No. 29/457,318, filed on Jun. 9, 2013, now Pat. No. Des. 731,529.

The file of this patent contains at least one drawing/photograph executed in color. Copies of this patent with color drawing(s)/photograph(s) will be provided by the Office upon request and payment of the necessary fee.

(51) **LOC (10) Cl.** ..... **14-04**

(52) **U.S. Cl.**  
 USPC ..... **D14/486**

FIG. 1 is a front view of a display screen or portion thereof with graphical user interface showing our new design; and, FIG. 2 is a front view of a display screen or portion thereof with graphical user interface showing another embodiment to our new design.

(58) **Field of Classification Search**  
 USPC ..... D14/485–495  
 CPC ..... G06F 3/0482  
 See application file for complete search history.


The outermost broken lines in the figures show a display screen or portion thereof, and form no part of the claimed design. The other broken lines in the figures show portions of the graphical user interface that form no part of the claimed design.

(56) **References Cited**

**U.S. PATENT DOCUMENTS**

5,596,696 A \* 1/1997 Tindell ..... G06F 17/30017  
 345/473  
 5,689,669 A \* 11/1997 Lynch ..... G06F 3/0481  
 715/776

**1 Claim, 1 Drawing Sheet**  
**(1 of 1 Drawing Sheet(s) Filed in Color)**



(56)

**References Cited**

U.S. PATENT DOCUMENTS

D766,300 S \* 9/2016 Sin ..... D14/486  
D770,475 S \* 11/2016 Choi ..... D14/485  
D772,251 S \* 11/2016 Chaudhri ..... D14/485  
2007/0162850 A1 \* 7/2007 Adler ..... G06F 9/4443  
715/700  
2016/0357420 A1 \* 12/2016 Wilson ..... G06F 3/04847

\* cited by examiner

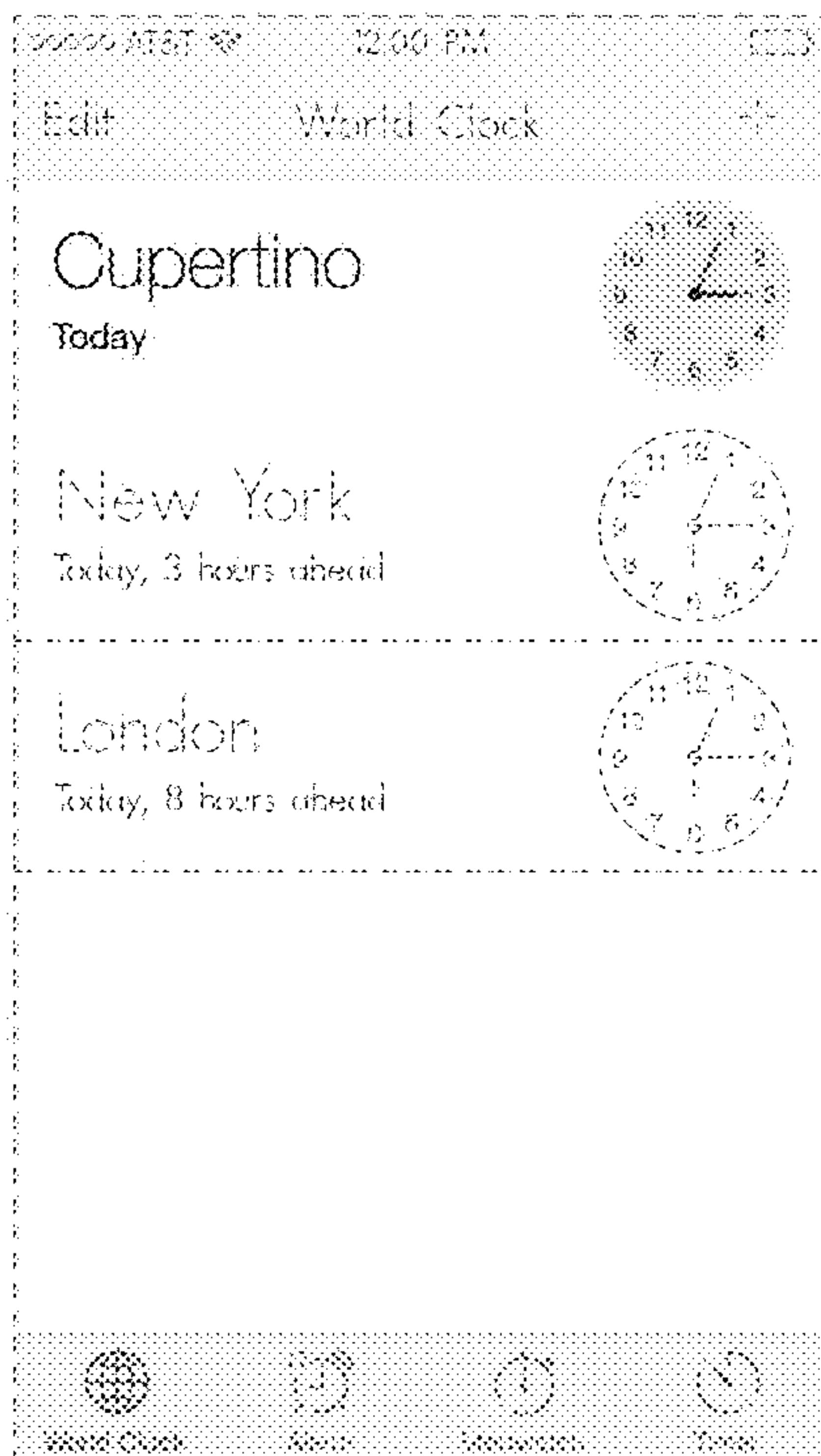


FIG. 1




FIG. 2