



US00D785641S

(12) **United States Design Patent** (10) **Patent No.:** **US D785,641 S**
Jon et al. (45) **Date of Patent:** **** May 2, 2017**

(54) **DISPLAY SCREEN OR PORTION THEREOF WITH ANIMATED GRAPHICAL USER INTERFACE**

(71) Applicant: **Apple Inc.**, Cupertino, CA (US)

(72) Inventors: **Tiffany Jon**, Sunnyvale, CA (US);
Chanaka Karunamuni, Cupertino, CA (US); **Stephen O. Lemay**, San Francisco, CA (US)

(73) Assignee: **Apple Inc.**, Cupertino, CA (US)

(**) Term: **15 Years**

(21) Appl. No.: **29/540,959**

(22) Filed: **Sep. 29, 2015**

Related U.S. Application Data

(63) Continuation of application No. 29/492,613, filed on Jun. 1, 2014, now Pat. No. Des. 772,888.

(51) **LOC (10) Cl.** **14-04**

(52) **U.S. Cl.**
USPC **D14/485**

(58) **Field of Classification Search**
USPC D14/485-495
CPC .. G06F 3/048; G06F 3/04842; G06F 3/04847;
G06F 3/0481; G06F 17/211; G06F 17/212

See application file for complete search history.

(56) **References Cited**

U.S. PATENT DOCUMENTS

D555,663 S *	11/2007	Nagata	D14/488
D599,365 S *	9/2009	Brown	D14/485
D648,735 S *	11/2011	Arnold	D14/486
D664,561 S *	7/2012	Gleasant	D14/488
D664,973 S *	8/2012	Gleasant	D14/486
D664,984 S *	8/2012	Lee	D14/488
D664,987 S *	8/2012	Gleasant	D14/488
D664,988 S *	8/2012	Gleasant	D14/488

D668,262 S *	10/2012	Gleasant	D14/488
D673,168 S *	12/2012	Frijlink	D14/487
D701,228 S *	3/2014	Lee	D14/486
D704,729 S *	5/2014	Khanna	D14/488
D705,244 S *	5/2014	Arnold	D14/486
D714,821 S *	10/2014	Chand	D14/487

(Continued)

OTHER PUBLICATIONS

U.S. Appl. No. 29/454,072, filed May 6, 2013; Lemay et al.
U.S. Appl. No. 29/492,613, filed Jun. 1, 2014; Jon et al.
U.S. Appl. No. 29/540,958, filed Sep. 29, 2015; Jon et al.

Primary Examiner — Darlington Ly

Assistant Examiner — Daniel J Domino

(74) *Attorney, Agent, or Firm* — Sterne, Kessler, Goldstein & Fox P.L.L.C.

(57) **CLAIM**

The ornamental design for a display screen or portion thereof with animated graphical user interface, as shown and described.

DESCRIPTION

FIG. 1 is a front view of a display screen or portion thereof with animated graphical user interface showing a first image of our new design;

FIG. 2 is a second image thereof;

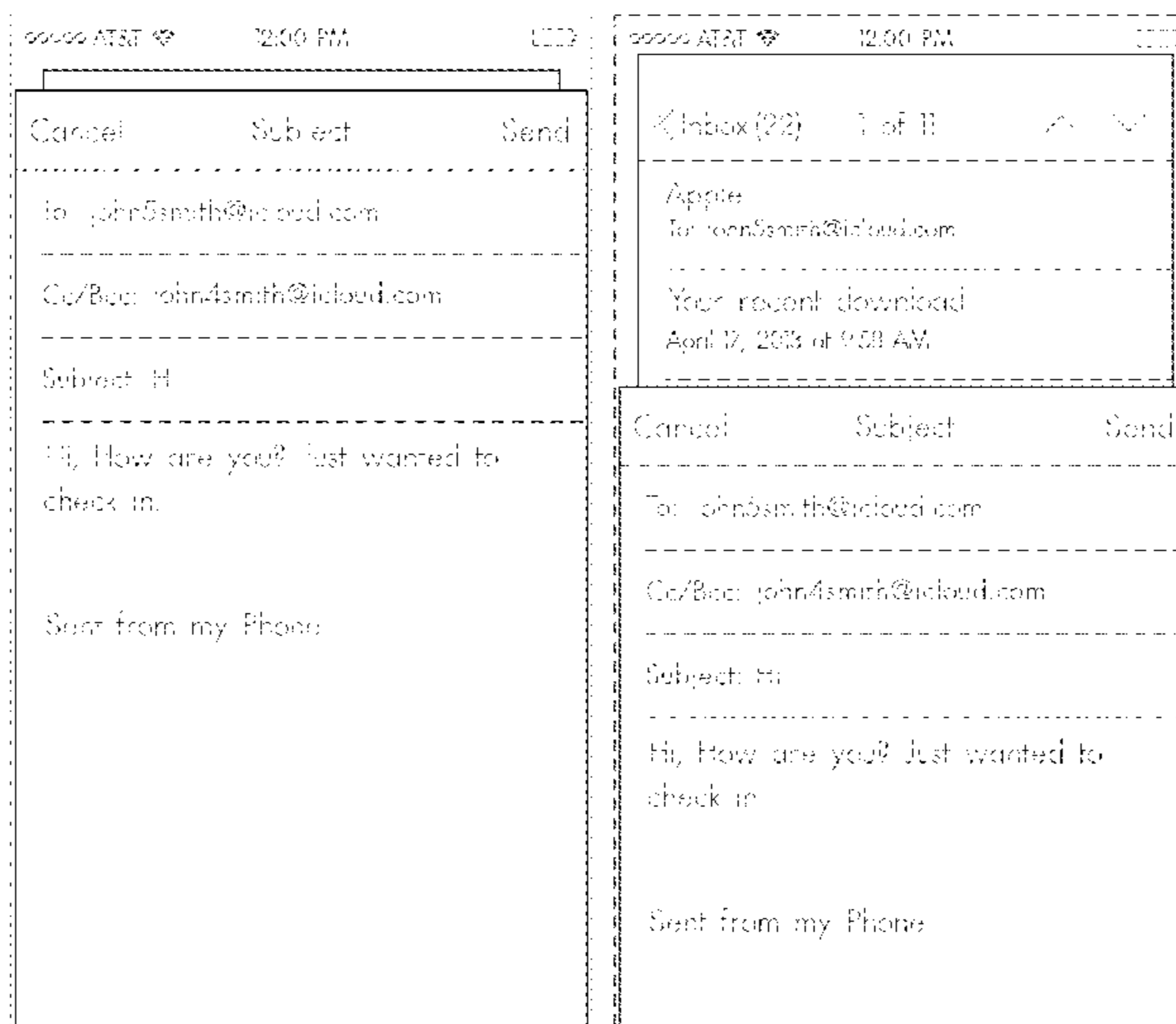
FIG. 3 is a third image thereof; and,

FIG. 4 is a fourth image thereof.

The outermost broken lines in the figures show a display screen or portion thereof, and form no part of the claimed design. The other broken lines in the figures show portions of the animated graphical user interface that form no part of the claimed design.

The appearance of the animated graphical user interface transitions sequentially between the images shown in FIGS. 1-4. The process or period in which one image transitions to another forms no part of the claimed design.

1 Claim, 4 Drawing Sheets



(56)

References Cited

U.S. PATENT DOCUMENTS

D725,670	S	*	3/2015	Zhang	D14/488
D739,880	S	*	9/2015	Robertson	D14/494
D759,092	S	*	6/2016	Singh	D14/488
D764,528	S	*	8/2016	Choi	D14/488
D766,298	S	*	9/2016	Bae	D14/486
D766,311	S	*	9/2016	Singh	D14/488
D767,616	S	*	9/2016	Jones	D14/487
D769,926	S	*	10/2016	Koser	D14/487
D770,512	S	*	11/2016	Koser	D14/487
D772,901	S	*	11/2016	Cho	D14/486
D773,487	S	*	12/2016	Colley	D14/485
D773,498	S	*	12/2016	Andress	D14/486
D775,656	S	*	1/2017	Kai	D14/488
D777,178	S	*	1/2017	Kwak	D14/485
D777,201	S	*	1/2017	Li	D14/488
2010/0153872	A1	*	6/2010	Ahn	G06F 3/0481 715/768
2011/0035663	A1	*	2/2011	Moon	G06F 3/0488 715/702

* cited by examiner

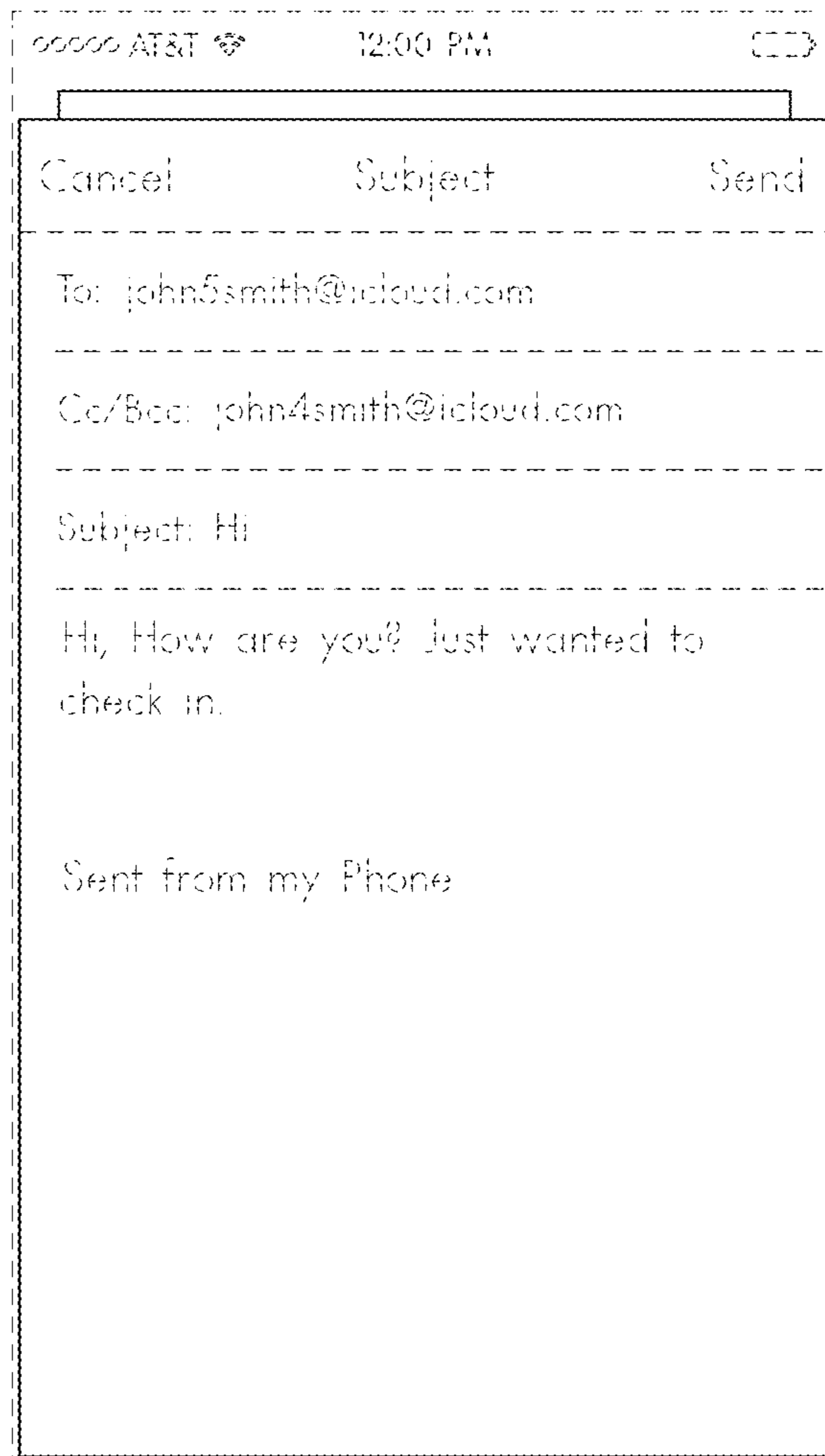


FIG. 1

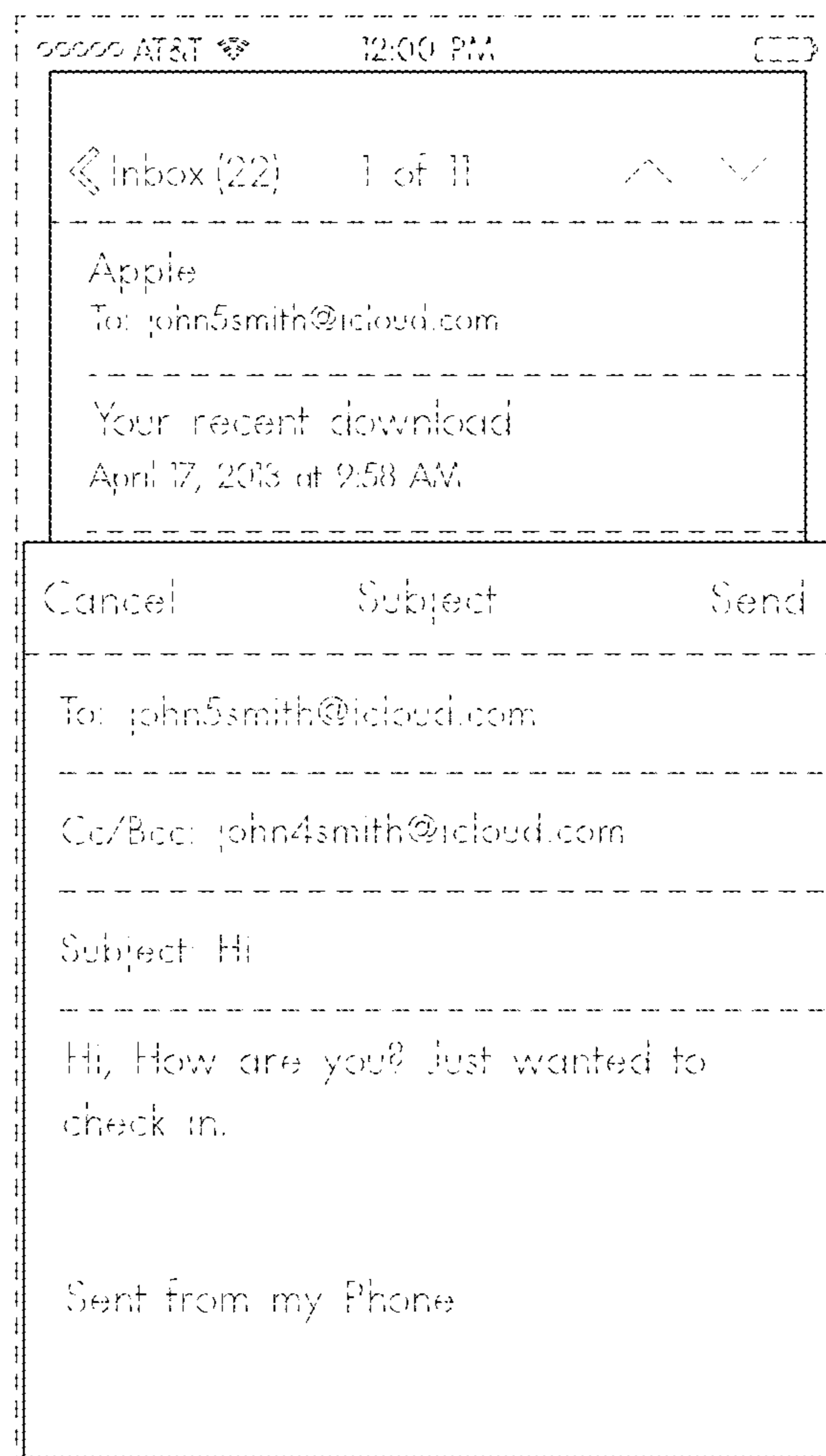


FIG. 2

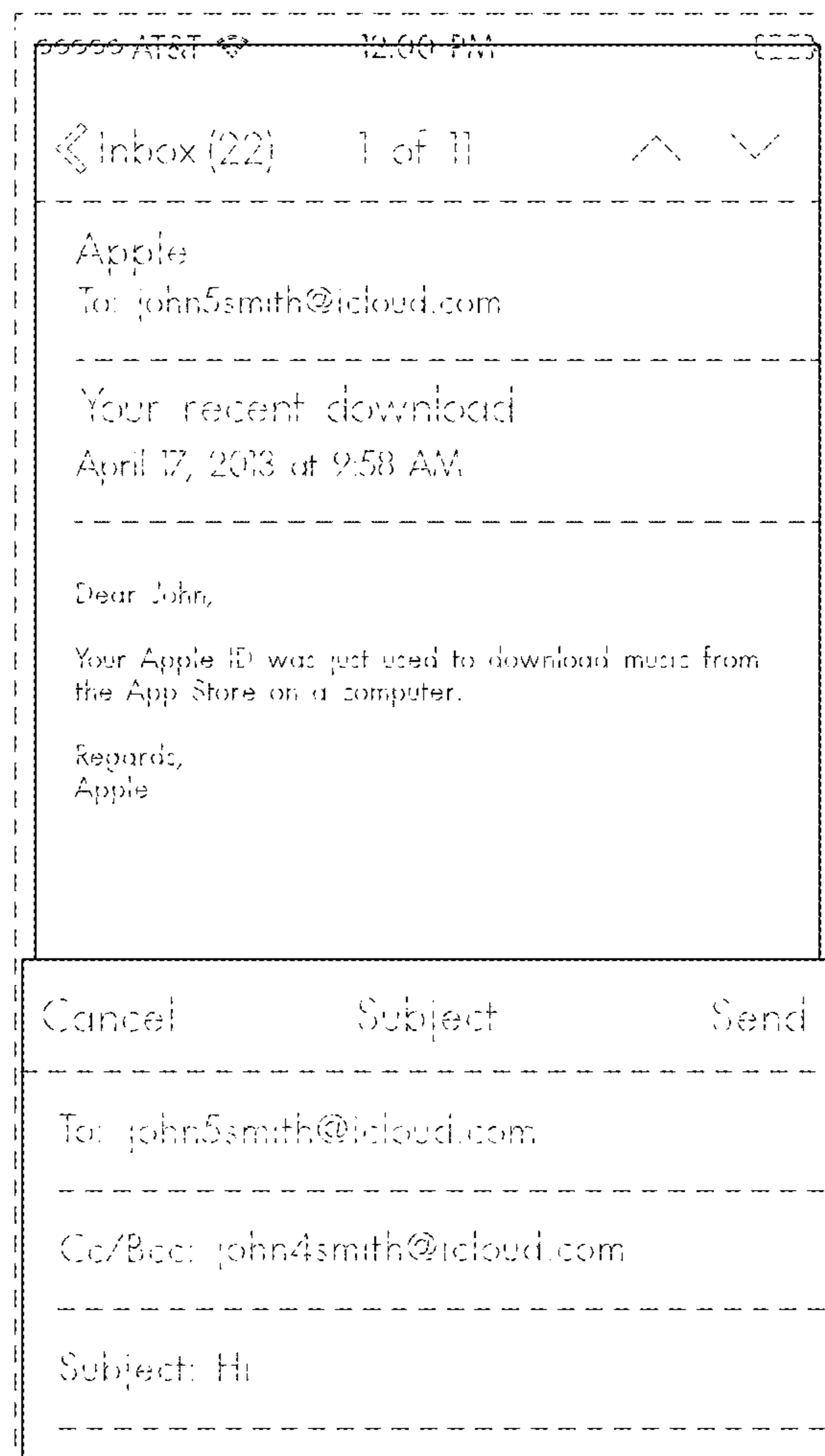


FIG. 3

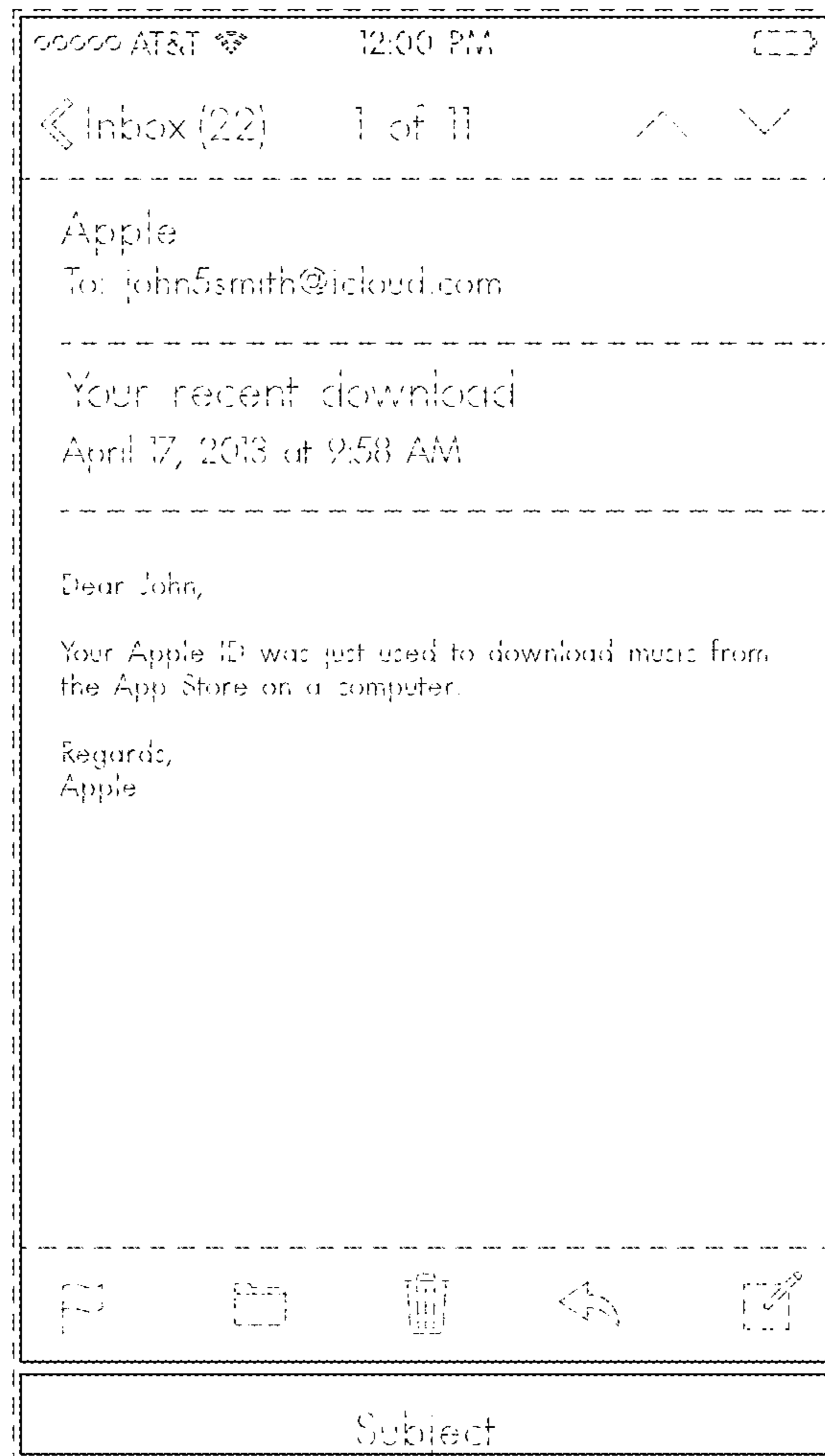


FIG. 4