

US00D785617S

(12) **United States Design Patent**
Bidwell et al.

(10) **Patent No.:** **US D785,617 S**

(45) **Date of Patent:** **** May 2, 2017**

(54) **TABLET COMPUTER**

(71) Applicant: **Hand Held Products, Inc.**, Fort Mill, SC (US)

(72) Inventors: **Dean Jeffrey Bidwell**, Renton, WA (US); **John Spencer Bandringa**, Everett, WA (US); **Andrew Walston**, Clinton, WA (US); **Michael Wells**, Lake Stevens, WA (US); **Matthew Willkens**, Seattle, WA (US)

(73) Assignee: **Hand Held Products, Inc.**, Fort Mill, SC (US)

(**) Term: **14 Years**

(21) Appl. No.: **29/516,892**

(22) Filed: **Feb. 6, 2015**

(51) **LOC (10) Cl.** **14-02**

(52) **U.S. Cl.**
USPC **D14/341**

(58) **Field of Classification Search**
USPC D14/341–347, 137, 138 R, 138 AA, D14/138 AB, 138 C, 138 G, 203.1, 203.3, D14/203.4, 203.7, 129, 130, 147, 218, D14/247, 248, 332, 388, 389, 315–318, D14/420, 426, 429, 489, 492, 496; D10/50, 65, 104.1; D21/324, 329, 330, D21/332; D18/6, 7
CPC G06F 1/1613; G06F 1/1647; G06F 1/1641; G06F 3/04883; G06F 3/0486; G06F 3/04847; G06F 3/04845; G06F 3/04817; G06F 3/0484; H04M 1/0279; H04M 1/0281; H04M 1/0283; A63H 33/3016
See application file for complete search history.

(56) **References Cited**

U.S. PATENT DOCUMENTS

D346,366 S 4/1994 Kim et al.
D504,889 S 5/2005 Andre et al.

D601,814 S * 10/2009 Lissola D6/308
D602,933 S * 10/2009 Huang D14/346
D626,123 S * 10/2010 Peng D14/324
D670,279 S * 11/2012 Veltz D14/250
D672,345 S 12/2012 Li
D680,533 S 4/2013 Song et al.
D681,639 S 5/2013 Cruz et al.
D682,245 S * 5/2013 Harmon D14/138 G
D683,338 S * 5/2013 Wilson D14/250
D684,970 S 6/2013 Zhang et al.
D687,004 S * 7/2013 Behling D14/138 G
D687,432 S * 8/2013 Duan D14/341
D689,048 S 9/2013 Wang et al.
D691,131 S * 10/2013 Brown D14/341
D698,343 S * 1/2014 Chang D14/250

(Continued)

FOREIGN PATENT DOCUMENTS

WO WO2012018838 A1 2/2012

Primary Examiner — Barbara Fox

Assistant Examiner — Dana K Weiland

(74) *Attorney, Agent, or Firm* — Additon, Higgins & Pendleton, P.A.

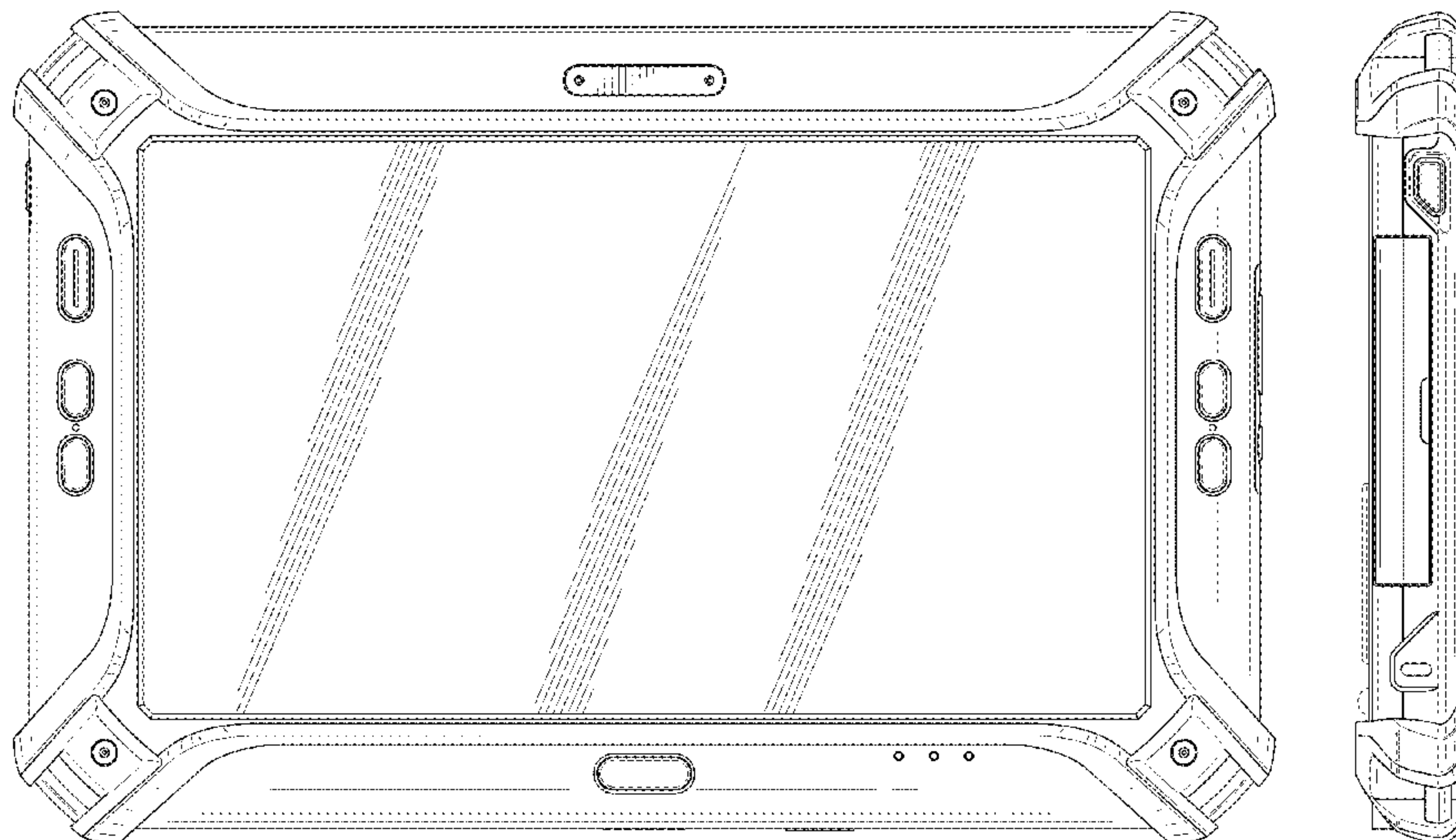
(57) **CLAIM**

The ornamental design for a tablet computer, as shown and described.

DESCRIPTION

FIG. 1 is a front perspective view of a tablet computer; FIG. 2 is a front elevation view thereof; FIG. 3 is a back elevation view thereof; FIG. 4 is a bottom plan view thereof; FIG. 5 is a top plan view thereof; FIG. 6 is a right elevation view thereof; and, FIG. 7 is a left elevation view thereof. The broken lines shown in the drawings illustrate portions of the tablet computer that form no part of the claimed design.

1 Claim, 5 Drawing Sheets



(56)

References Cited

U.S. PATENT DOCUMENTS

D701,211 S * 3/2014 Ng D14/440
D715,293 S * 10/2014 Li D14/346
D716,280 S * 10/2014 Macrina D14/250
D722,991 S * 2/2015 Plaschke D14/138 AA
D723,028 S * 2/2015 Leonard D14/316
D723,499 S * 3/2015 Nishikawa D14/138 G
D724,046 S * 3/2015 Sawada D14/138 G
D729,644 S * 5/2015 Browning D10/65
D733,154 S * 6/2015 Armstrong D14/440
D752,006 S * 3/2016 Plaschke D14/138 G
D756,994 S * 5/2016 Shindo D14/315
2016/0179143 A1 * 6/2016 Bidwell G06F 1/1656
361/679.4

* cited by examiner

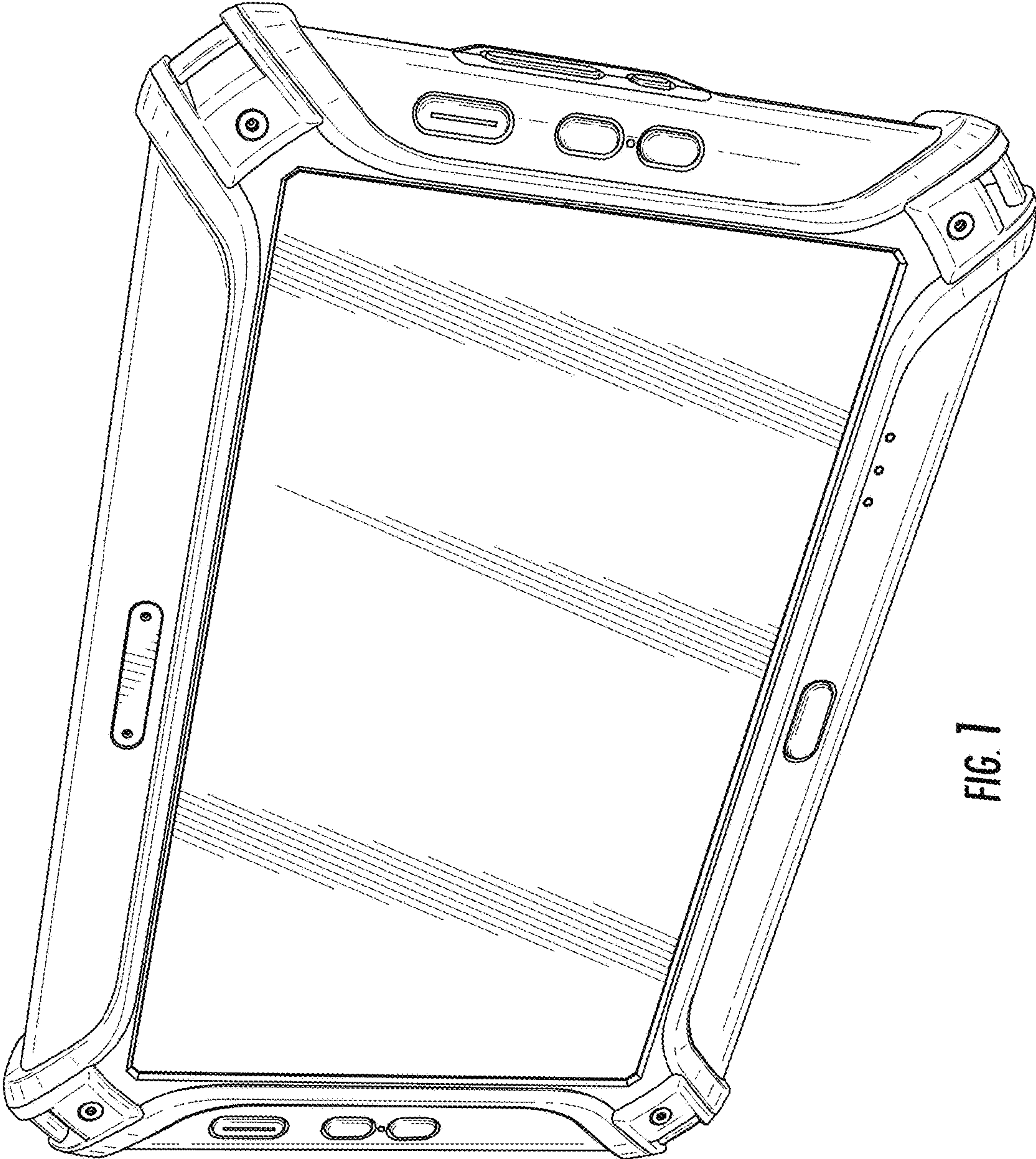
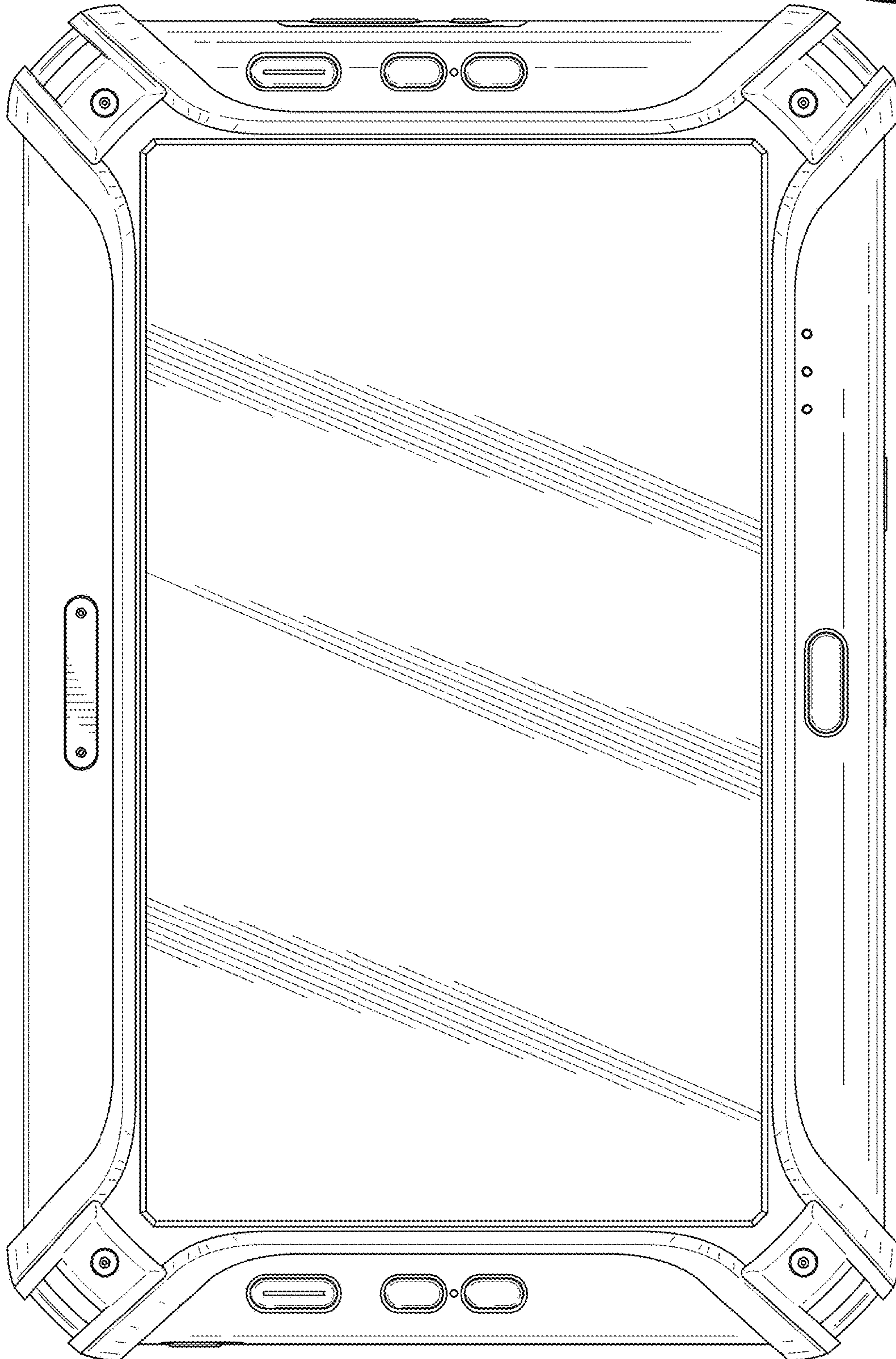
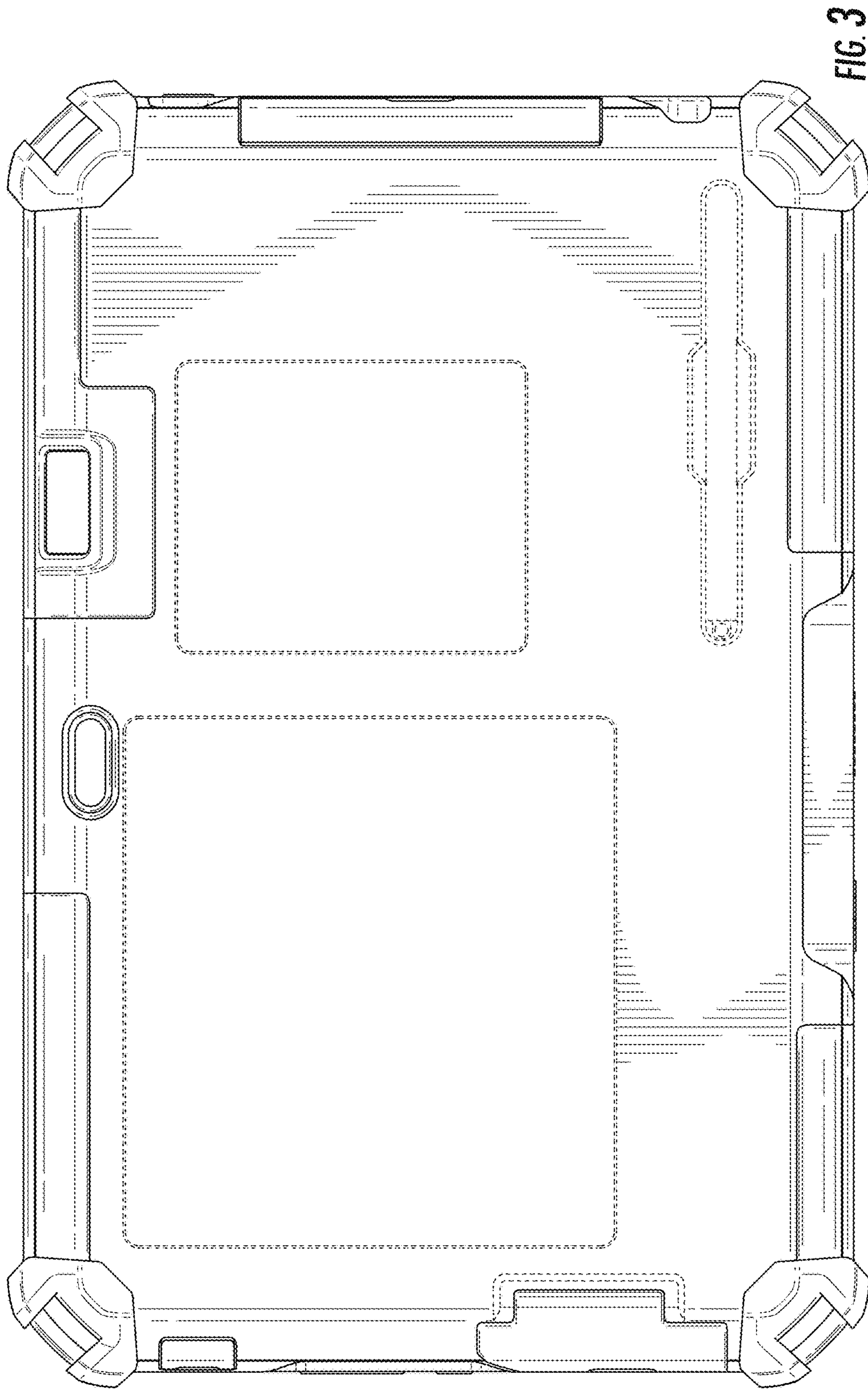


FIG. 1

FIG. 2





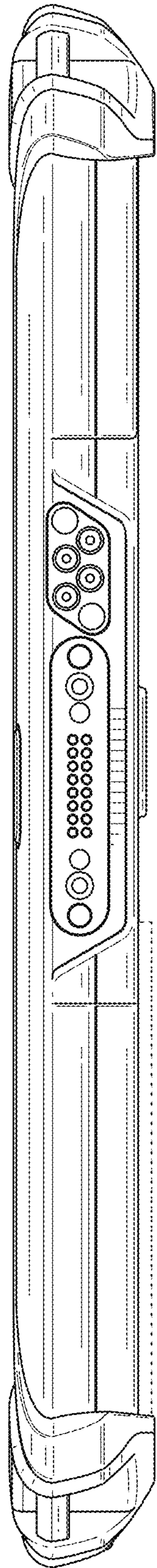


FIG. 4

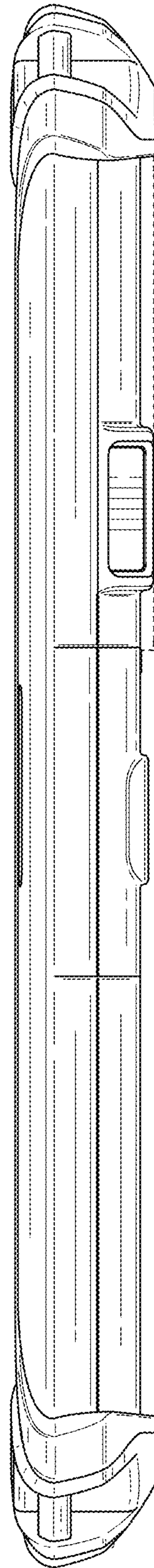


FIG. 5

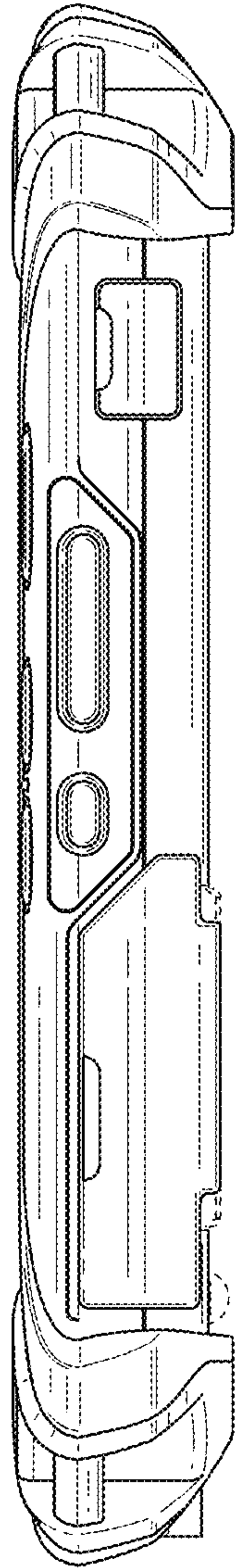


FIG. 6

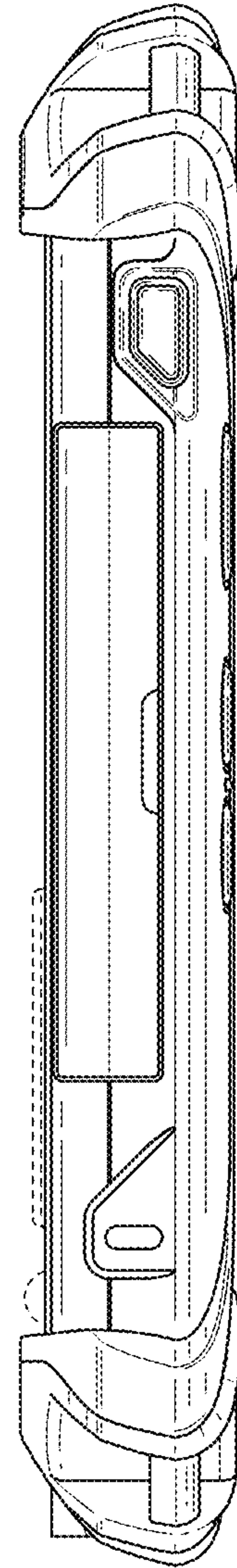


FIG. 7