



US00D785601S

(12) **United States Design Patent**  
**VanDuyn**

(10) **Patent No.:** **US D785,601 S**

(45) **Date of Patent:** **\*\* May 2, 2017**

(54) **REMOTE CONTROL**

(71) Applicant: **EchoStar Technologies L.L.C.**,  
Englewood, CO (US)

(72) Inventor: **Luke VanDuyn**, Conifer, CO (US)

(73) Assignee: **EchoStar Technologies L.L.C.**,  
Englewood, CO (US)

(\*\*) Term: **15 Years**

(21) Appl. No.: **29/547,284**

(22) Filed: **Dec. 2, 2015**

(51) **LOC (10) Cl.** ..... **14-03**

(52) **U.S. Cl.**  
USPC ..... **D14/218**

(58) **Field of Classification Search**  
USPC ..... D14/218; D13/168  
CPC . H04N 5/445; H04N 5/44; H04N 7/00; G05B  
11/01; G08C 19/00; G06F 3/02  
See application file for complete search history.

(56) **References Cited**

**U.S. PATENT DOCUMENTS**

D190,810 S *	7/1961	Dreyfuss et al. ....	D14/147
D395,891 S *	7/1998	Gerba .....	D14/218
D504,417 S *	4/2005	Reza .....	D14/218
D532,754 S *	11/2006	Ng .....	D13/168
D561,702 S *	2/2008	Ohta .....	D13/168
D581,370 S *	11/2008	Corsini .....	D13/168
D638,826 S *	5/2011	VanDuyn .....	D14/218
D664,521 S *	7/2012	VanDuyn .....	D14/218
D679,680 S *	4/2013	Wood .....	D14/218
D703,637 S *	4/2014	Kim .....	D14/218
D714,762 S *	10/2014	O'Neil .....	D14/218
D734,302 S *	7/2015	Won .....	D14/218
D739,384 S *	9/2015	Won .....	D14/218
D766,193 S *	9/2016	Desagre .....	D13/168
D774,471 S *	12/2016	Kwan .....	D13/168

D775,106 S *	12/2016	Chandel .....	D14/218
D775,607 S *	1/2017	Uchiyama .....	D14/218
D776,089 S *	1/2017	Sirpal .....	D14/218
2012/0044186 A1 *	2/2012	Lapstun .....	B41J 3/445 345/173
2014/0049696 A1 *	2/2014	Sirpal .....	H04N 5/44 348/734
2017/0013178 A1 *	1/2017	Woo .....	H04N 13/0239

**OTHER PUBLICATIONS**

Original Epson Remote Control Remote Control, Terapeak website 2017, <http://www.terapeak.com/worth/original-epson-remote-control-remote-control-160280500/262713855745/>, [site visited Jan. 30, 2017 6:54:35 PM].\*

\* cited by examiner

*Primary Examiner* — John Windmuller  
*Assistant Examiner* — John R Yeh

(74) *Attorney, Agent, or Firm* — Max S. Gratton

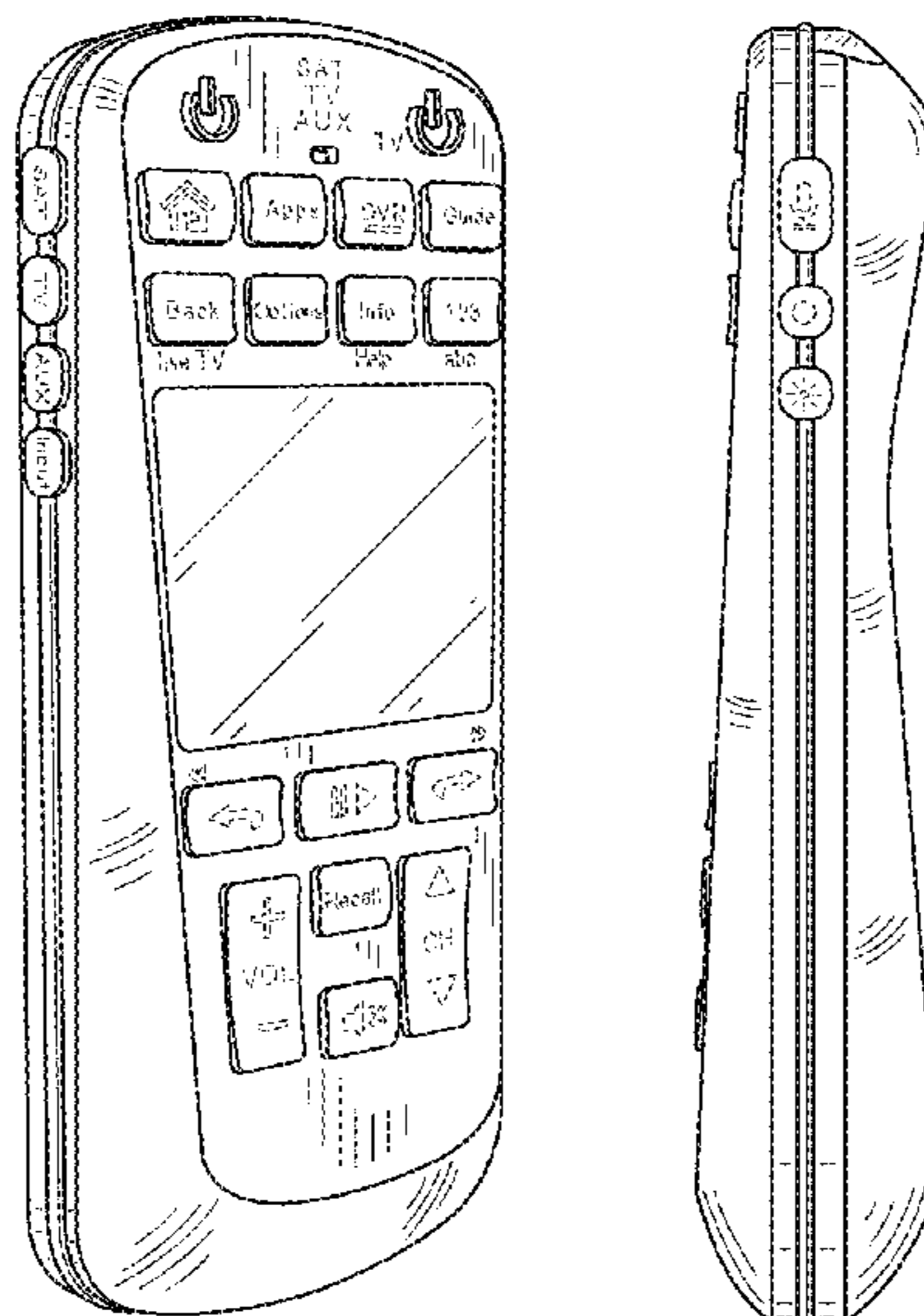
(57) **CLAIM**

The ornamental design for a remote control, as shown and described in the drawings.

**DESCRIPTION**

FIG. 1 is a front isometric view of the remote control showing our new design;  
FIG. 2 is a back isometric view thereof;  
FIG. 3 is a front view thereof;  
FIG. 4 is a back view thereof;  
FIG. 5 is a right side view thereof;  
FIG. 6 is a left side view thereof;  
FIG. 7 is a top view thereof; and,  
FIG. 8 is a bottom view thereof.  
The broken lines showing button indicia are for illustrative purposes only and form no part of the claimed design.

**1 Claim, 7 Drawing Sheets**



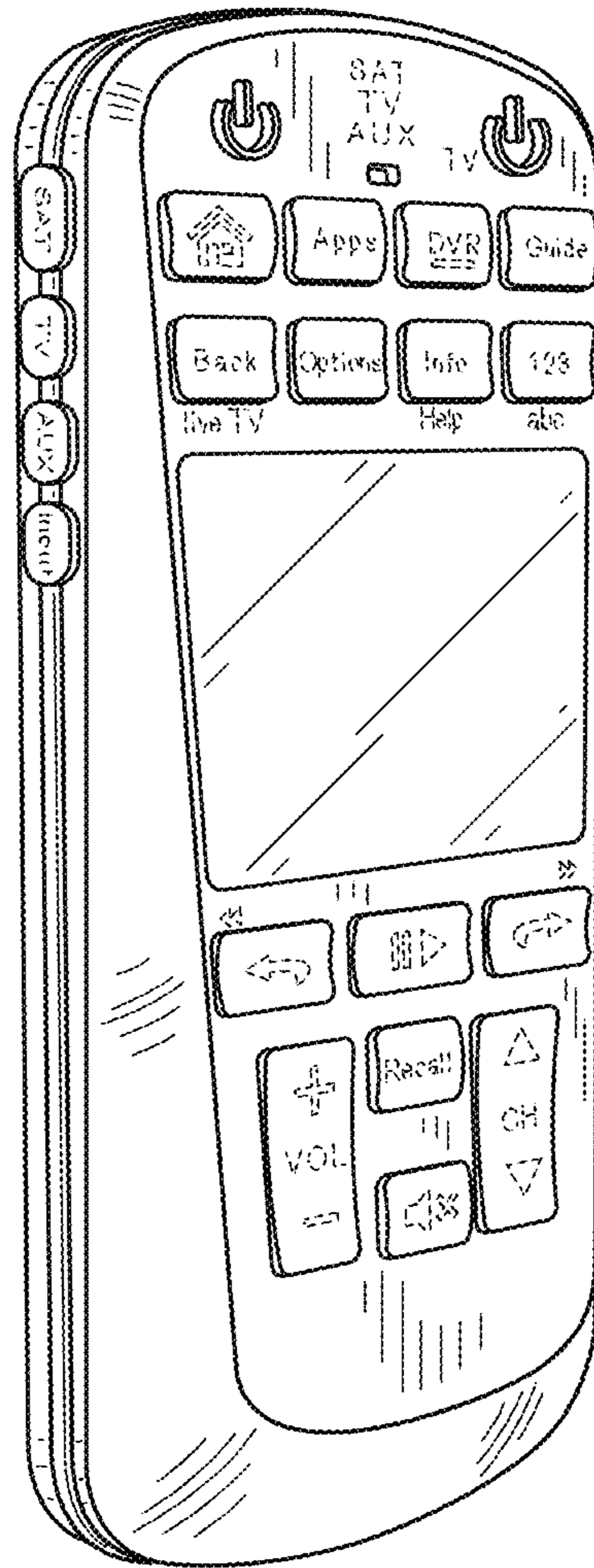


FIG. 1

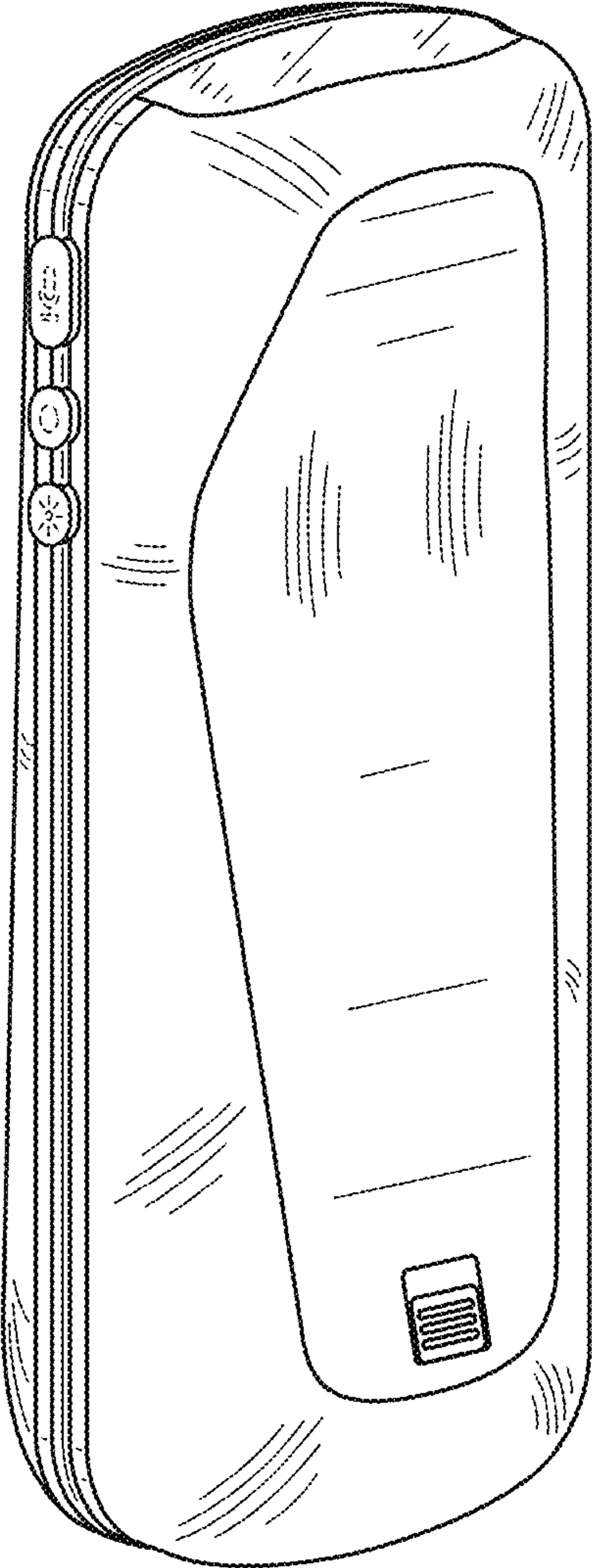


FIG.2




FIG.3

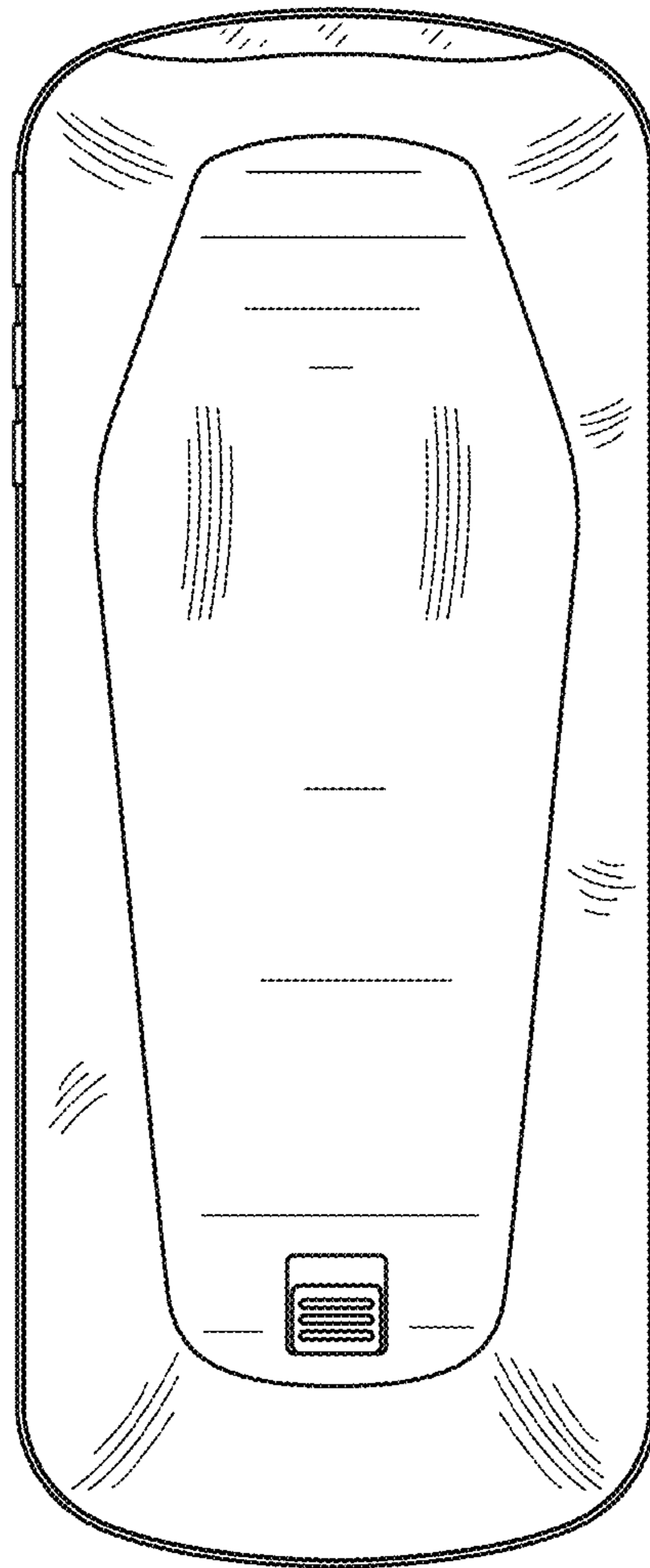


FIG.4

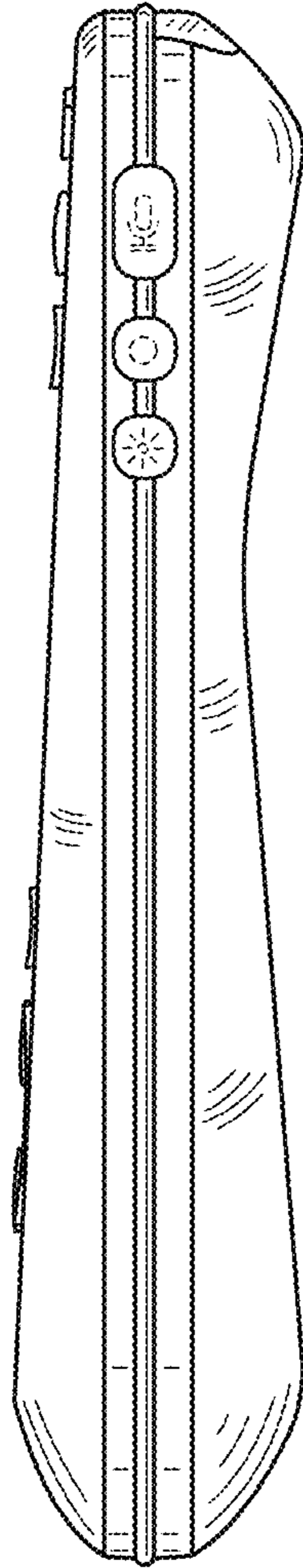


FIG.5

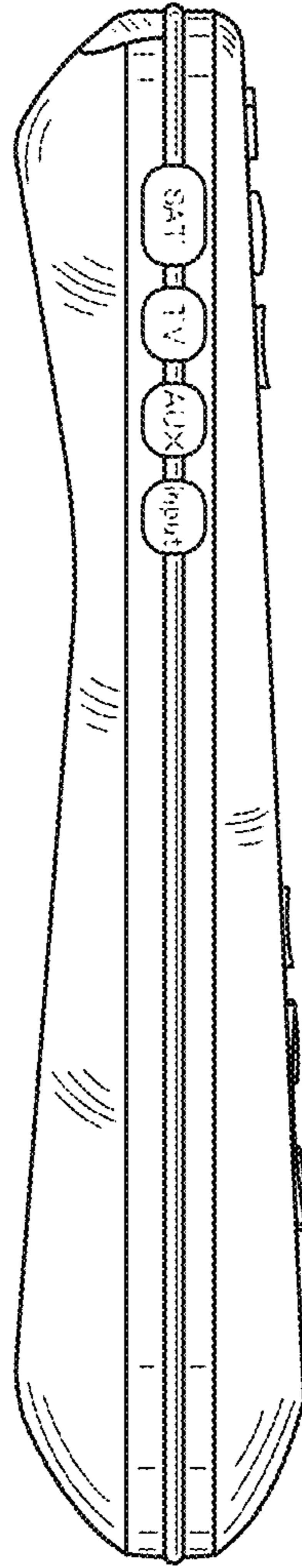


FIG.6

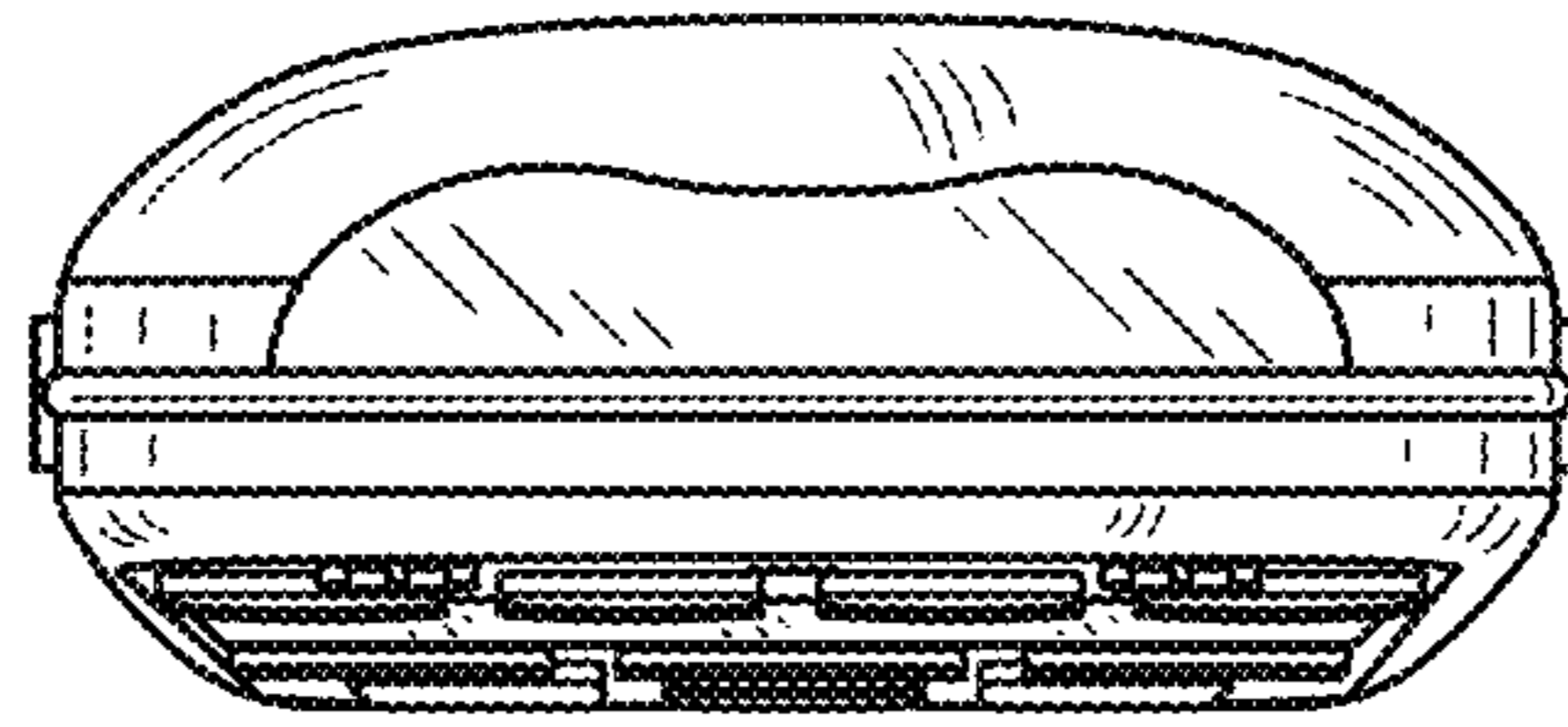


FIG. 7

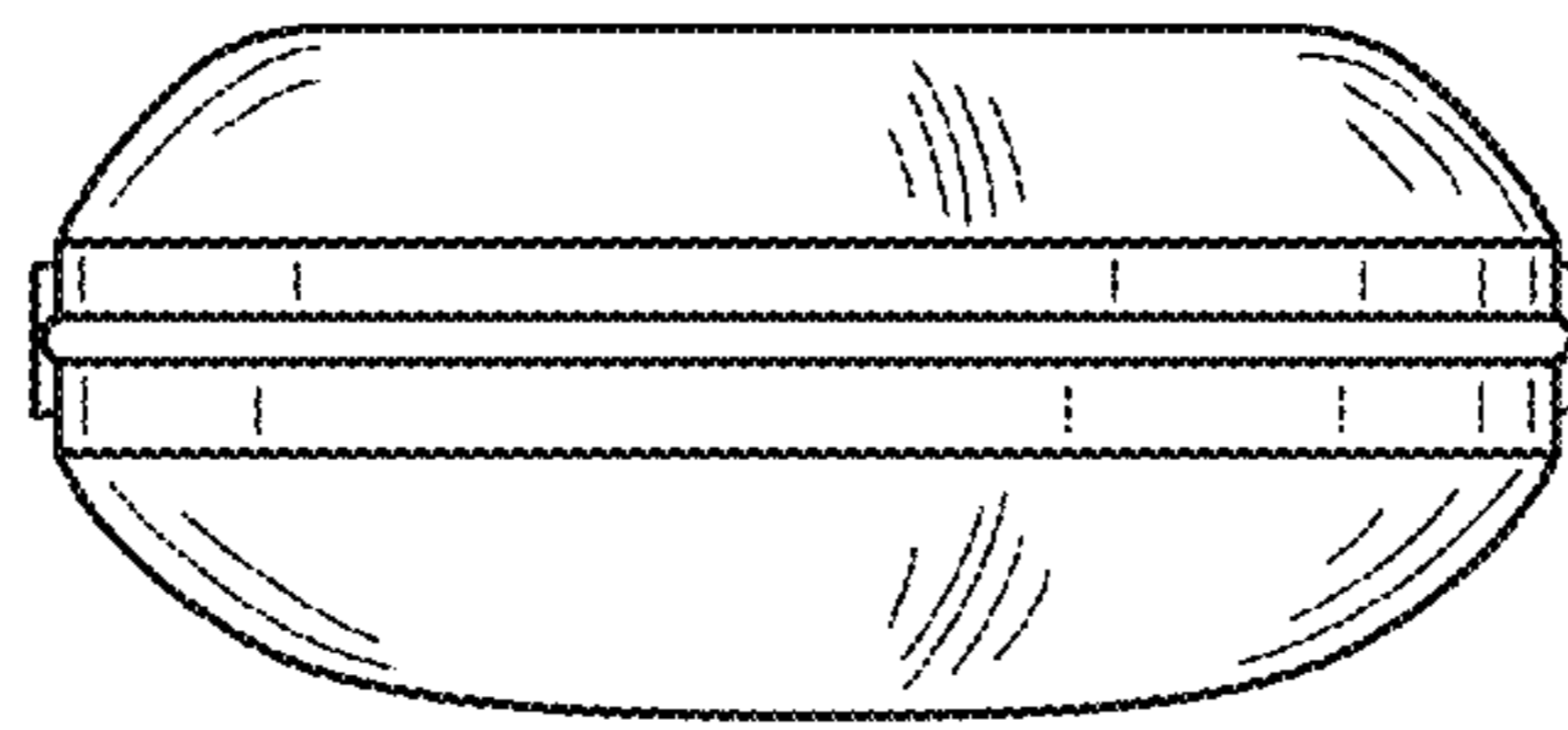


FIG. 8