



US00D785596S

(12) **United States Design Patent** (10) **Patent No.:** **US D785,596 S**
Lewis et al. (45) **Date of Patent:** **** May 2, 2017**

(54) **CENTER CHANNEL SPEAKER**
(71) Applicant: **Bose Corporation**, Framingham, MA (US)
(72) Inventors: **Kaitlyn Lewis**, Groton, MA (US); **Richard J. Carbone**, Sterling, MA (US); **Donna Marie Sullivan**, Brimfield, MA (US); **Zhen Xu**, Ashland, MA (US)
(73) Assignee: **Bose Corporation**, Framingham, MA (US)
(**) Term: **15 Years**
(21) Appl. No.: **29/547,353**
(22) Filed: **Dec. 3, 2015**
(51) **LOC (10) Cl.** **14-01**
(52) **U.S. Cl.**
USPC **D14/214**
(58) **Field of Classification Search**
USPC D14/214, 204, 210–213, 215, 172; 181/143, 144, 147, 148, 150–153, 156, 181/157, 198, 199; 381/300–303, 306, 381/332, 333, 336, 345, 361–364, 381/386–388
CPC H04R 1/02; H04R 5/02; H05K 5/00
See application file for complete search history.

(56) **References Cited**
U.S. PATENT DOCUMENTS
3,122,215 A * 2/1964 Sutton H04R 1/2857 181/160
D261,883 S * 11/1981 Russell D14/214
4,334,211 A * 6/1982 McConnell H04R 1/023 116/147
4,872,527 A * 10/1989 Han H04R 1/2819 181/148

D418,138 S * 12/1999 Miyazaki D14/214
D470,126 S * 2/2003 Ljungberg D14/214
D478,891 S * 8/2003 Hisatsune D14/211
D503,396 S * 3/2005 Hisatsune D14/214
D512,385 S * 12/2005 Kita D14/126
D523,418 S * 6/2006 Kubota D14/214
D532,408 S * 11/2006 Kita D14/126
D540,310 S * 4/2007 Yuyama D14/214
D543,535 S * 5/2007 Hasegawa D14/214
D545,811 S * 7/2007 Yamamoto D14/211
D546,815 S * 7/2007 Schmieta D14/214
D547,748 S * 7/2007 Tsuge D14/211
D558,736 S * 1/2008 Kita D14/126
D561,173 S * 2/2008 Kobayashi D14/211
D565,542 S * 4/2008 Han D14/211
D573,133 S * 7/2008 Milks D14/214
D583,876 S * 12/2008 Ashida D21/324
7,861,825 B2 * 1/2011 Stewart, Jr. H04R 1/2865 181/148
D638,820 S * 5/2011 Hotta D14/214
D655,690 S * 3/2012 Yagi D14/214

(Continued)

Primary Examiner — Paula Greene
(74) *Attorney, Agent, or Firm* — Bose Corporation

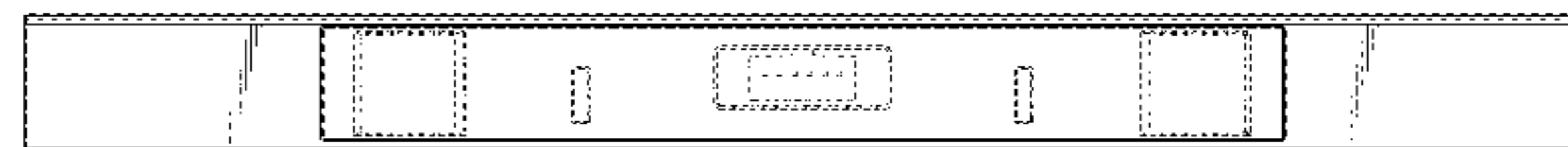
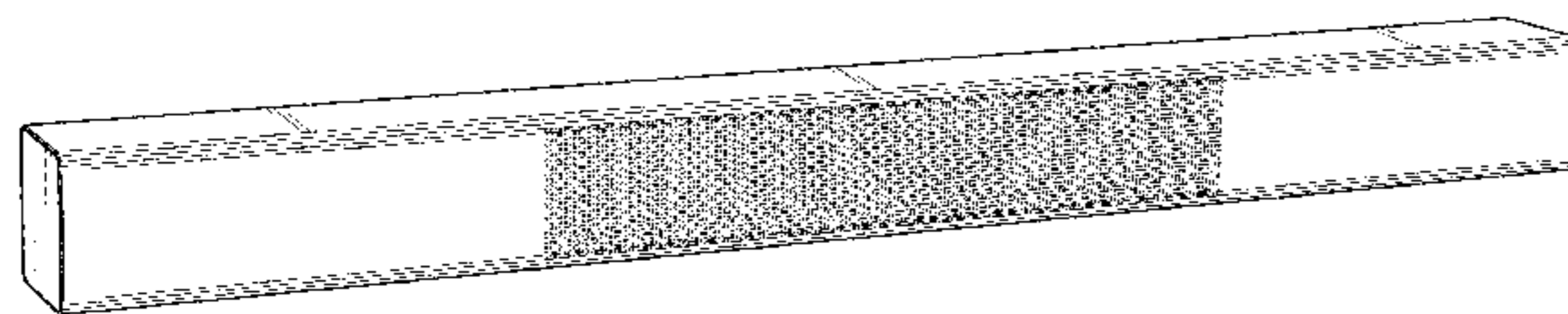
(57) **CLAIM**

The ornamental design for center channel speaker, substantially as shown and described.

DESCRIPTION

FIG. 1 is a perspective view of a center channel speaker as seen from the front, top and side;
FIG. 2 is a front view thereof;
FIG. 3 is a rear view thereof;
FIG. 4 is a top view thereof;
FIG. 5 is a bottom view thereof;
FIG. 6 is a side view thereof; and,
FIG. 7 is an opposite side view thereof.
The dotted line portions of the drawings represent environmental structure only and form no part of the claimed design.

1 Claim, 3 Drawing Sheets



(56)

References Cited

U.S. PATENT DOCUMENTS

D659,677	S	*	5/2012	Kim	D14/214
D660,284	S		5/2012	Carbone		
D672,747	S	*	12/2012	Khoo	D14/214
D681,009	S	*	4/2013	Meng	D14/214
D681,606	S	*	5/2013	Nishii	D14/214
D681,607	S	*	5/2013	Nishii	D14/214
D688,231	S	*	8/2013	Nishii	D14/214
D703,194	S	*	4/2014	Jacobs	D14/225
D715,257	S	*	10/2014	Son	D14/214
D715,259	S	*	10/2014	Han	D14/214
D726,153	S	*	4/2015	Chang	D14/214
D742,855	S	*	11/2015	Carbone	D14/214
D743,373	S	*	11/2015	Kim	D14/210
D745,488	S	*	12/2015	Lee	D14/204
D754,100	S	*	4/2016	McManigal	D14/214
D754,629	S	*	4/2016	Kim	D14/204
D756,968	S	*	5/2016	Huang	D14/214
D759,624	S	*	6/2016	Byrd	D14/204
D759,630	S	*	6/2016	Huang	D14/214
D766,873	S	*	9/2016	Washio	D14/214
D768,603	S	*	10/2016	Kim	D14/214
2012/0063618	A1	*	3/2012	Tanaka	H04R 3/12 381/303

* cited by examiner

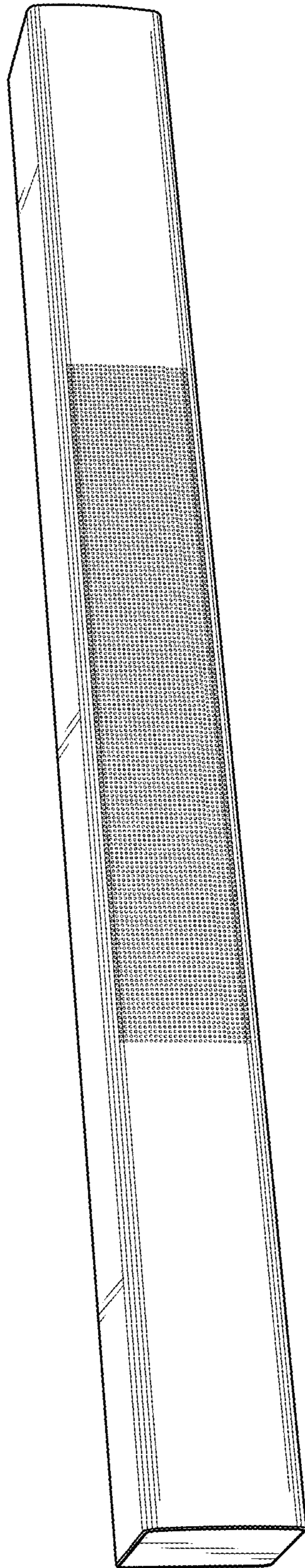


FIG. 1




FIG. 2

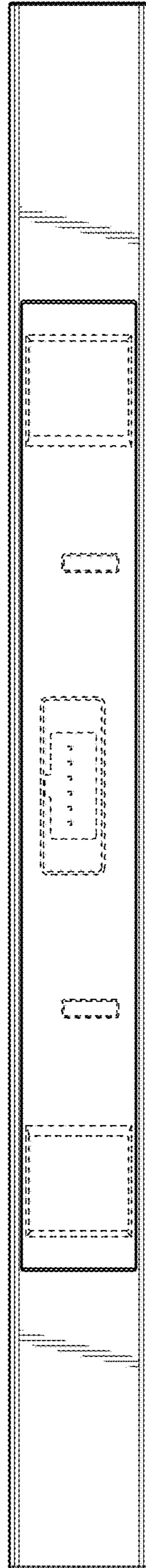


FIG. 3

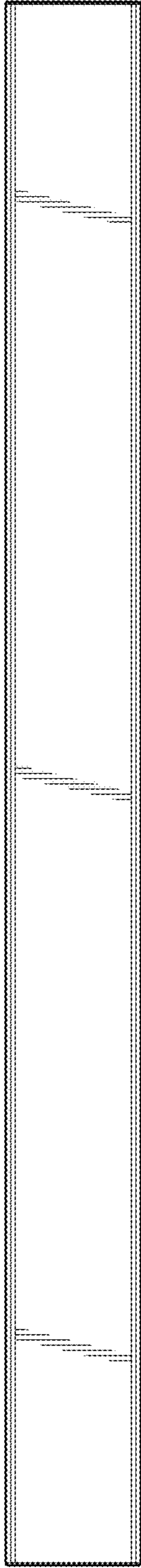


FIG. 4

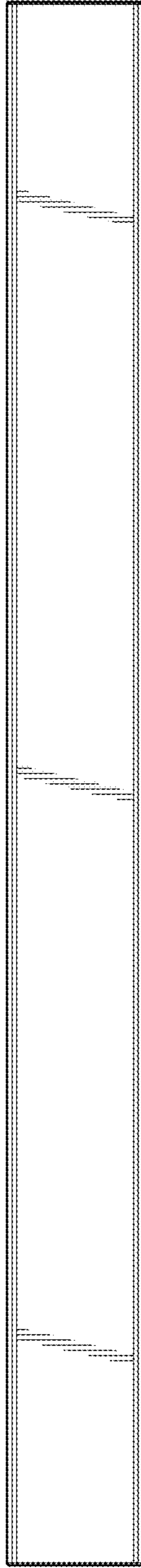


FIG. 5

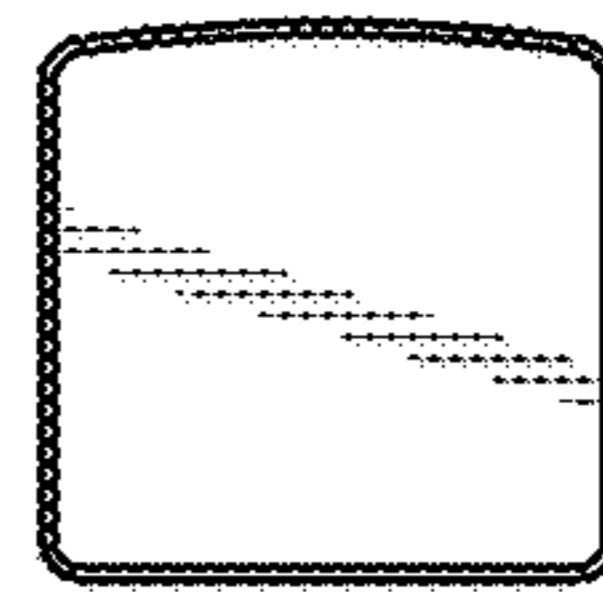


FIG. 6

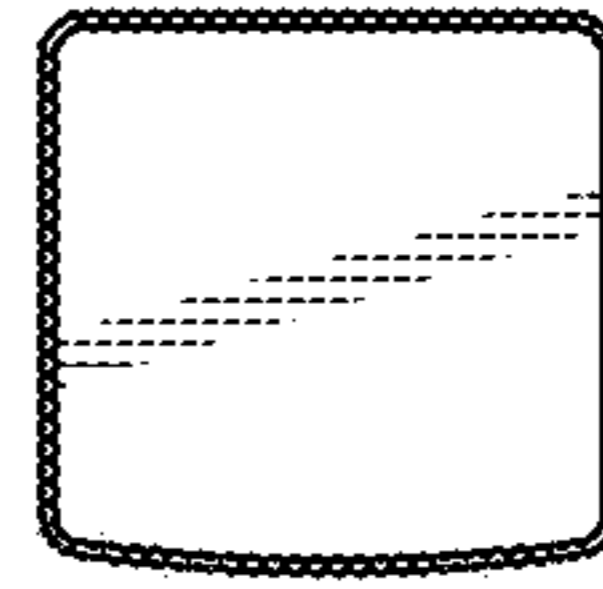


FIG. 7