



US00D785593S

(12) **United States Design Patent**
Nakagawa et al.

(10) **Patent No.:** **US D785,593 S**

(45) **Date of Patent:** **** May 2, 2017**

- (54) **HEADPHONE**
- (71) Applicant: **Panasonic Intellectual Property Management Co., Ltd., Osaka (JP)**
- (72) Inventors: **Hitoshi Nakagawa, Osaka (JP); Mikiyasu Ishikura, Kyoto (JP)**
- (73) Assignee: **Panasonic Intellectual Property Management Co., Ltd., Osaka (JP)**
- (**) Term: **15 Years**
- (21) Appl. No.: **29/549,180**
- (22) Filed: **Dec. 18, 2015**

- 3,488,457 A * 1/1970 Lahti H04R 1/1008
381/371
- D254,252 S * 2/1980 Matsubara 181/157
- D273,008 S * 3/1984 Ishizaki D14/215
- 4,465,905 A * 8/1984 Nation H04R 1/24
381/386
- D280,818 S * 10/1985 Clover, Jr. D14/215
- 4,672,675 A * 6/1987 Powell H04R 9/063
381/182
- 4,837,839 A * 6/1989 Andrews H04R 7/12
181/146
- D302,429 S * 7/1989 Leer D14/137
- 5,018,599 A * 5/1991 Dohi H04R 1/1008
181/129
- 6,263,085 B1 * 7/2001 Weffer H04R 5/033
379/430
- 6,282,297 B1 * 8/2001 Lin H04R 27/00
381/182

(Continued)

- (30) **Foreign Application Priority Data**
Jul. 24, 2015 (JP) 2015-016532
- (51) **LOC (10) Cl.** **14-01**
- (52) **U.S. Cl.**
USPC **D14/205**
- (58) **Field of Classification Search**
USPC D14/205, 215, 216, 219; D29/112;
2/209; 181/129, 130, 135; 379/430, 431;
381/380, 381, 309, 370, 371, 378, 379,
381/376, 374, 386, 74, 199
CPC H04R 1/10; H04R 5/033; H04R 5/0335;
H04R 1/02; H04R 5/00; H04R 1/105;
H04R 1/24; H04R 25/00; H05K 5/00
See application file for complete search history.

Primary Examiner — Paula Greene
(74) *Attorney, Agent, or Firm* — Panasonic IP Management; Kerry S. Culpepper

(57) **CLAIM**

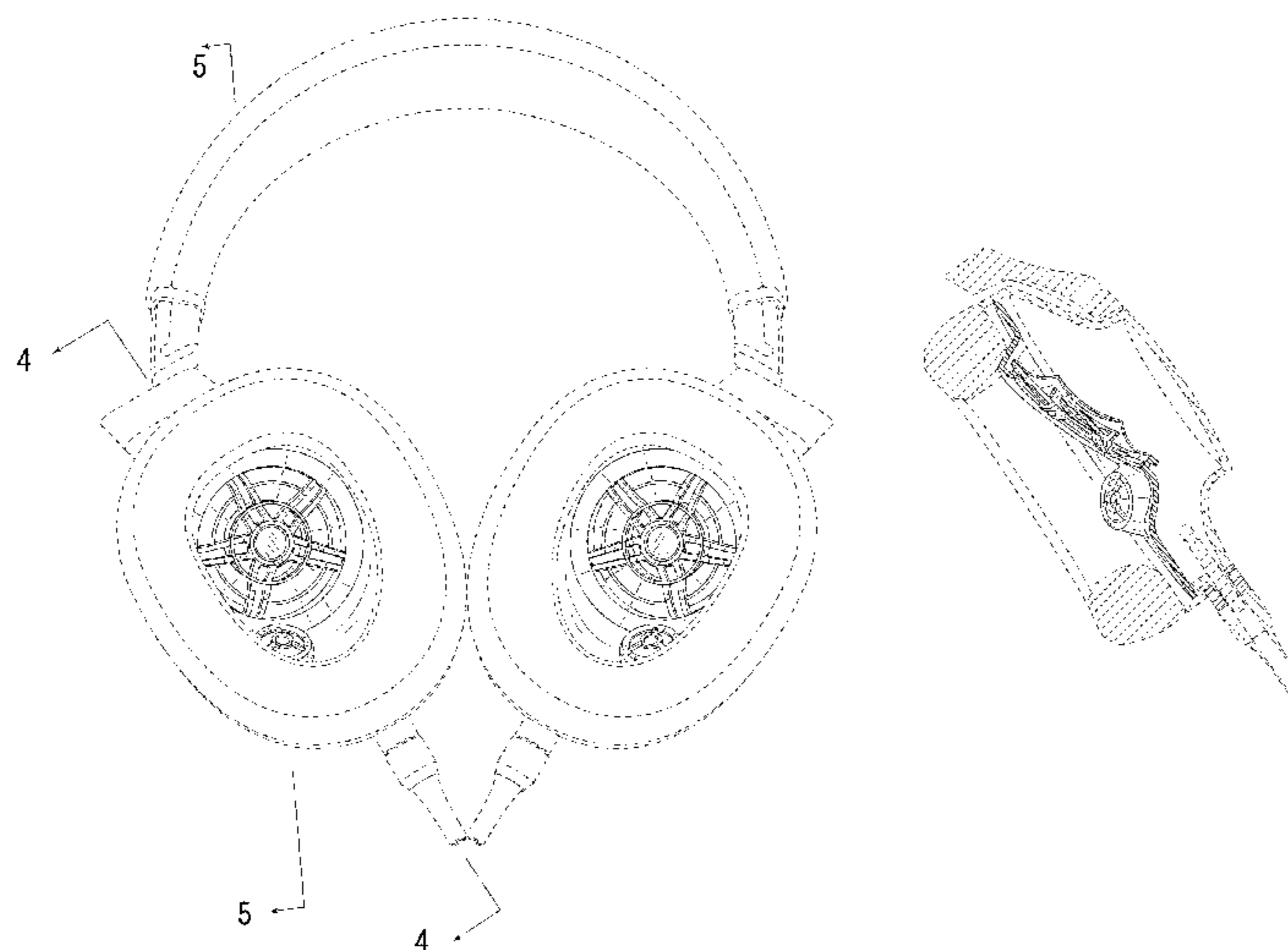
We claim the ornamental design for a headphone, as shown and described.

DESCRIPTION

FIG. 1 is a top perspective view of a headphone of the present invention;
FIG. 2 is a front view thereof;
FIG. 3 is a front view thereof showing a state in which the ear pad is turned on front;
FIG. 4 is a cross-sectional view taken along the line 4-4 in FIG. 3 viewed from the side; and,
FIG. 5 is a cross-sectional view taken along the line 5-5 in FIG. 3 viewed from the side.
The broken line showing of headphone is included for the purpose of illustrating environment and forms no part of the claimed design.

- (56) **References Cited**
U.S. PATENT DOCUMENTS
D87,689 S * 8/1932 Sinel D14/215
2,857,478 A * 10/1958 Harris H04R 1/24
381/182
D186,670 S * 11/1959 Durbin D14/216
2,924,290 A * 2/1960 Zuerker H04R 7/12
181/165

1 Claim, 5 Drawing Sheets



(56)

References Cited

U.S. PATENT DOCUMENTS

6,356,644 B1 * 3/2002 Pollak H04R 1/1008
181/129
6,772,853 B2 * 8/2004 Yang H04R 1/1066
181/129
D502,939 S * 3/2005 Dayan D14/216
D508,483 S * 8/2005 Suzuki D14/205
7,340,071 B2 * 3/2008 Huang H04R 1/1075
381/309
D635,958 S * 4/2011 Ando D14/205
8,371,417 B2 * 2/2013 Miyazawa H04R 1/06
181/129
D690,284 S * 9/2013 Brennwald D14/205
D709,050 S * 7/2014 Enquist H04R 1/1008
D14/205
D736,174 S * 8/2015 Levine D14/205
D736,175 S * 8/2015 Levine D14/205
D772,841 S * 11/2016 Levine D14/205
2005/0238189 A1 * 10/2005 Tsai H04R 1/1075
381/309
2006/0104471 A1 * 5/2006 Tsunoda H04R 1/1041
381/374
2007/0177748 A1 * 8/2007 Yang H04R 1/1075
381/309

* cited by examiner

FIG. 1

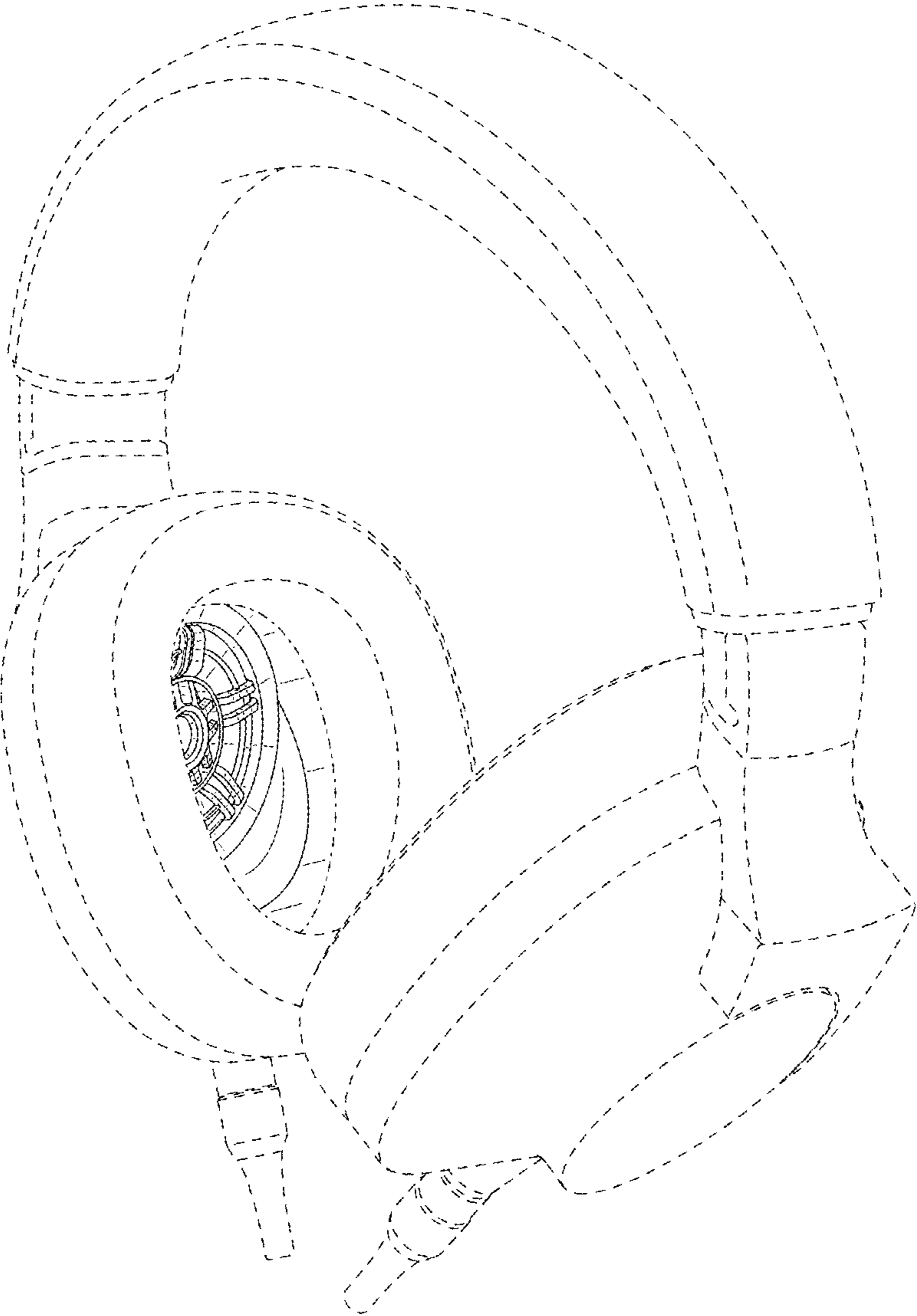


FIG. 2

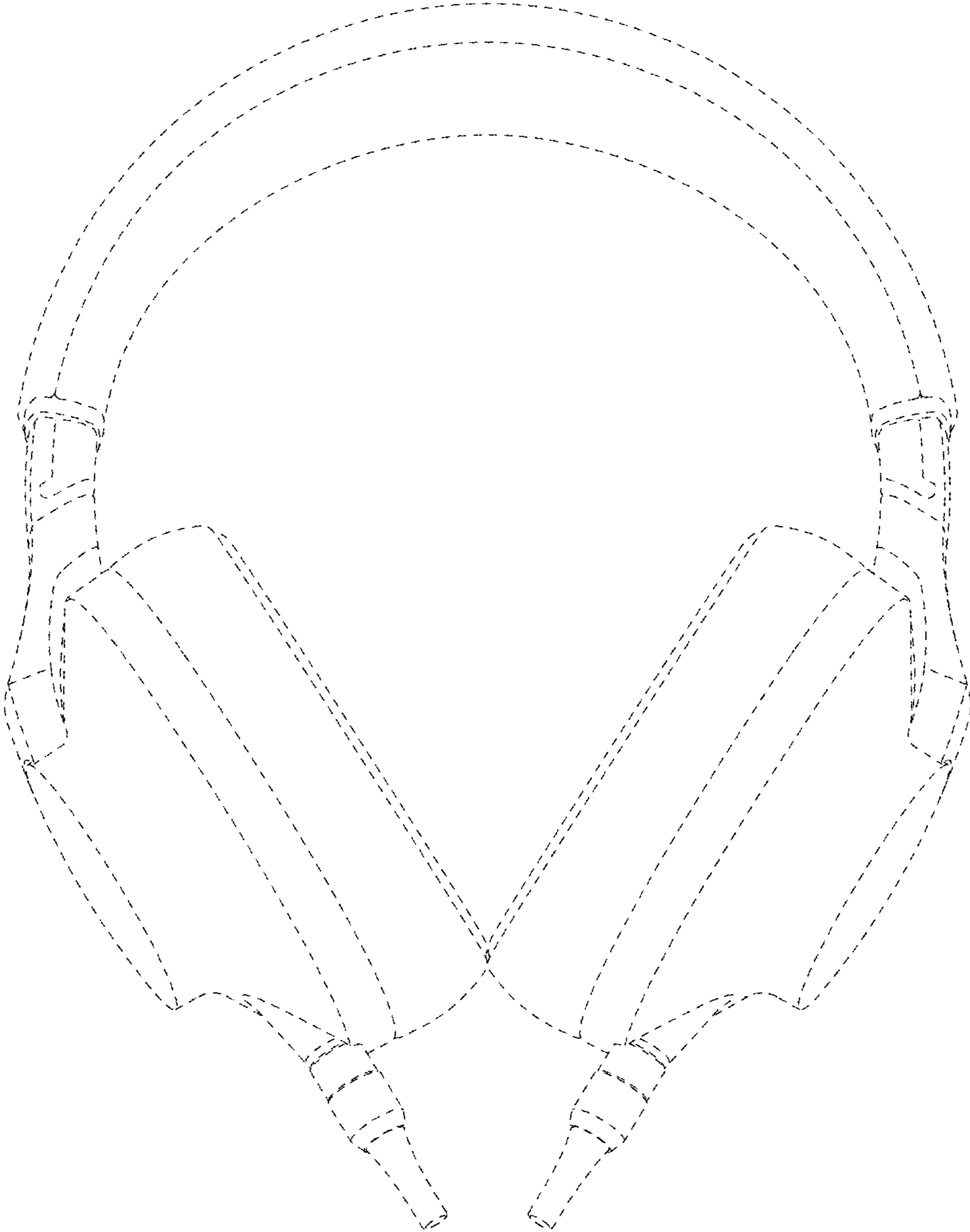


FIG. 3

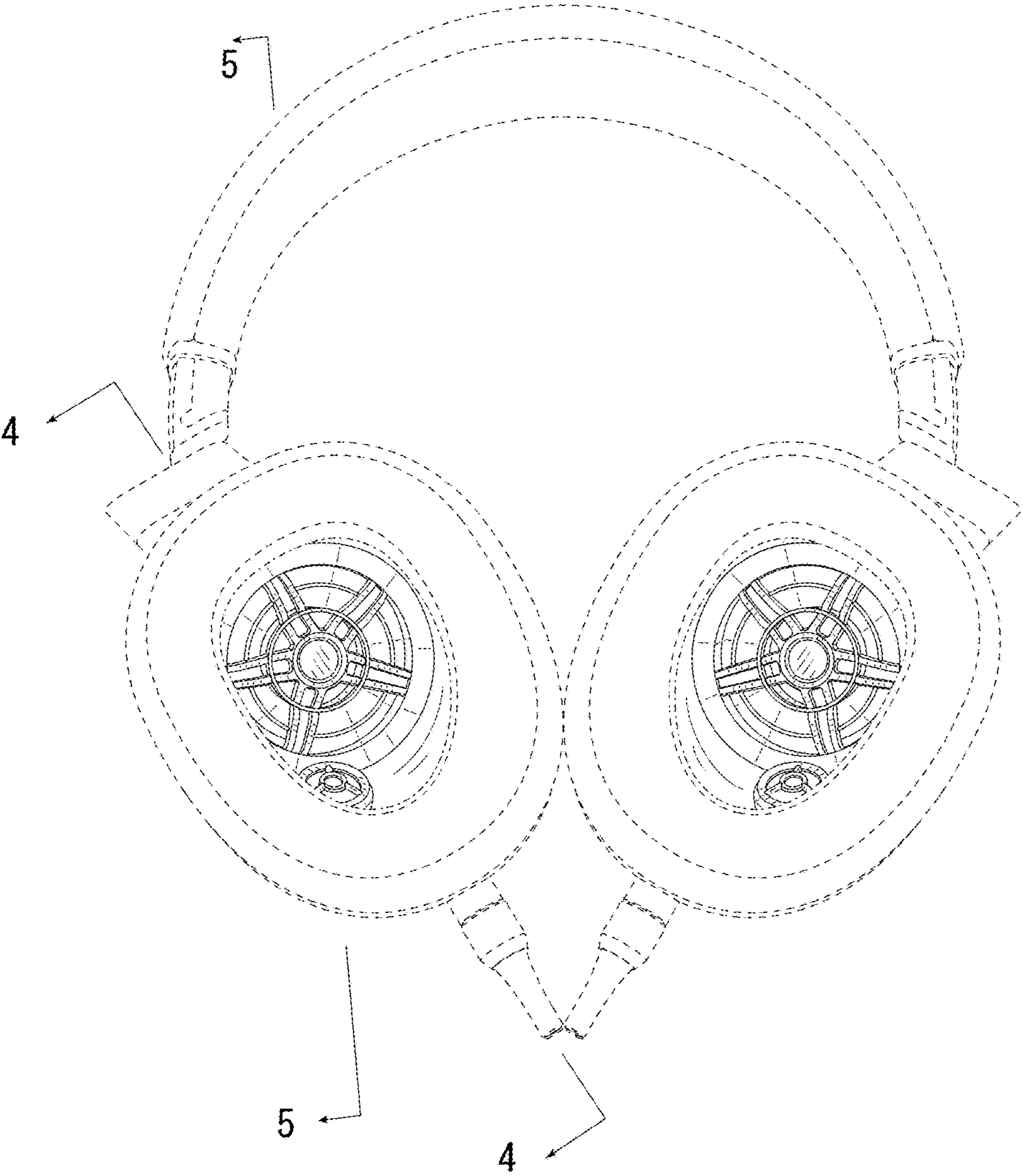


FIG. 4

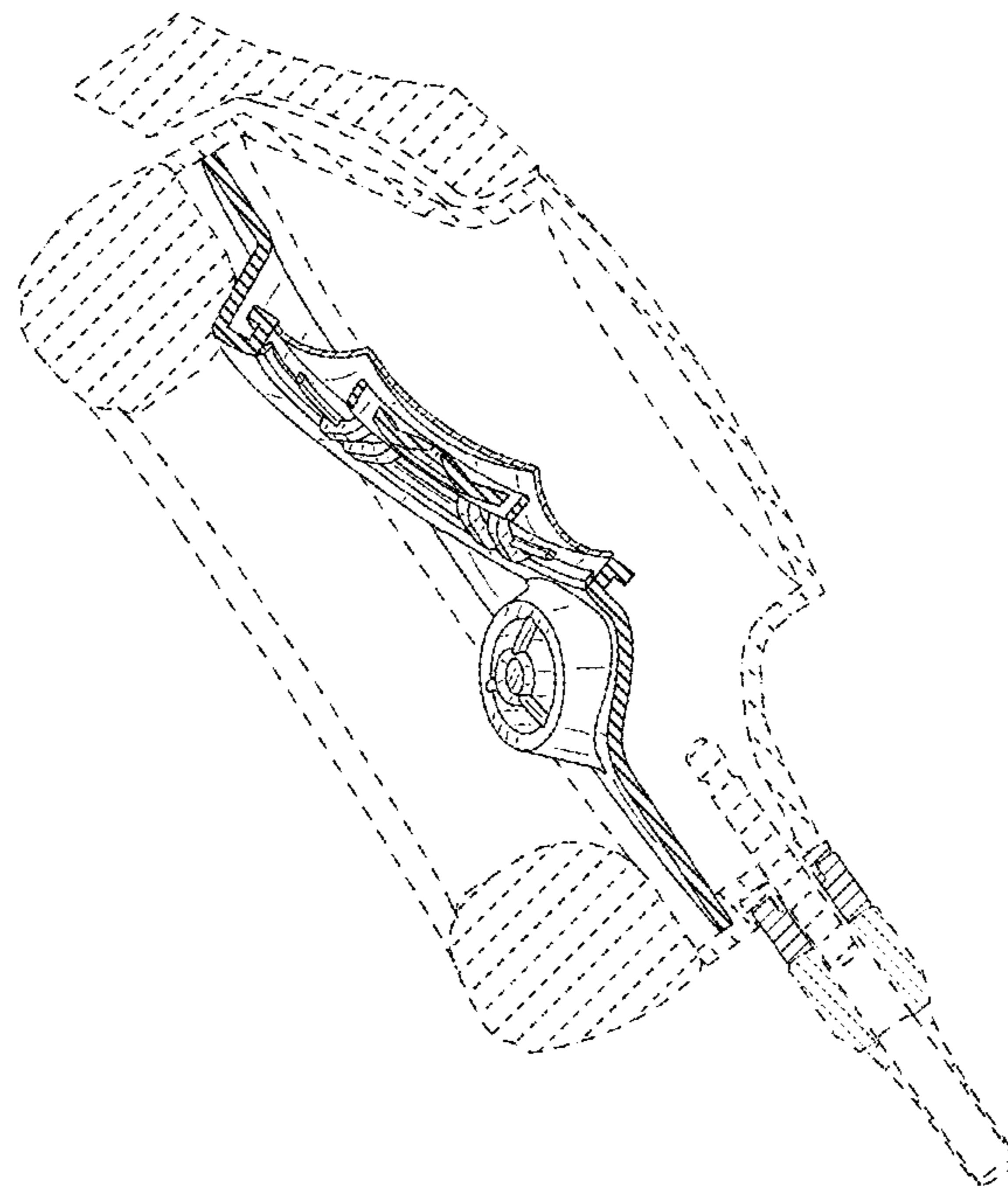


FIG. 5

