



US00D785589S

(12) **United States Design Patent** (10) **Patent No.:** **US D785,589 S**
Zuffo et al. (45) **Date of Patent:** **** May 2, 2017**

(54) **COMMUNICATION DEVICE**

(71) Applicant: **Motorola Mobility LLC**, Chicago, IL (US)

(72) Inventors: **Marcello Zuffo**, Chicago, IL (US);
Michael J Harmon, Chicago, IL (US);
Brian J Hassemer, Gurnee, IL (US);
Paul M Pierce, Grayslake, IL (US);
Mark D Zaveson, Antioch, IL (US)

(73) Assignee: **Motorola Mobility LLC**, Chicago, IL (US)

(**) Term: **15 Years**

(21) Appl. No.: **29/531,635**

(22) Filed: **Jun. 29, 2015**

(51) **LOC (10) Cl.** **14-03**

(52) **U.S. Cl.**
USPC **D14/138 G**

(58) **Field of Classification Search**

USPC D14/138 R, 138 AA, 138 AB, 138 AC,
D14/138 AD, 138 G, 248, 341-347

CPC H04M 1/0202; H04M 1/0235; H04M
1/0237; H04M 1/0239; H04M 2250/52

See application file for complete search history.

(56) **References Cited**

U.S. PATENT DOCUMENTS

D622,692 S	8/2010	McWilliam et al.
D639,261 S	6/2011	Garnham et al.
D640,219 S	6/2011	Sutherland et al.
D657,332 S	4/2012	Veiga et al.
D664,517 S	7/2012	Sutherland et al.
D675,180 S	1/2013	Zhang et al.
D675,181 S	1/2013	Morgenroth et al.

(Continued)

Primary Examiner — Deanna L Pratt

(74) *Attorney, Agent, or Firm* — Kunzler Law Group

(57) **CLAIM**

The ornamental design for a communication device, as shown and described.

DESCRIPTION

FIG. 1 is a front perspective view of a first embodiment of an ornamental design for a communication device;

FIG. 2 is a rear perspective view of the first embodiment thereof;

FIG. 3 is a front view of the first embodiment thereof;

FIG. 4 is a rear view of the first embodiment thereof;

FIG. 5 is a first side view of the first embodiment thereof;

FIG. 6 is a second side view of the first embodiment thereof;

FIG. 7 is a top view of the first embodiment thereof; and

FIG. 8 is a bottom view of the first embodiment thereof.

FIG. 9 is a front perspective view of a second embodiment of an ornamental design for a communication device;

FIG. 10 is a rear perspective view of the second embodiment thereof;

FIG. 11 is a front view of the second embodiment thereof;

FIG. 12 is a rear view of the second embodiment thereof;

FIG. 13 is a first side view of the second embodiment thereof;

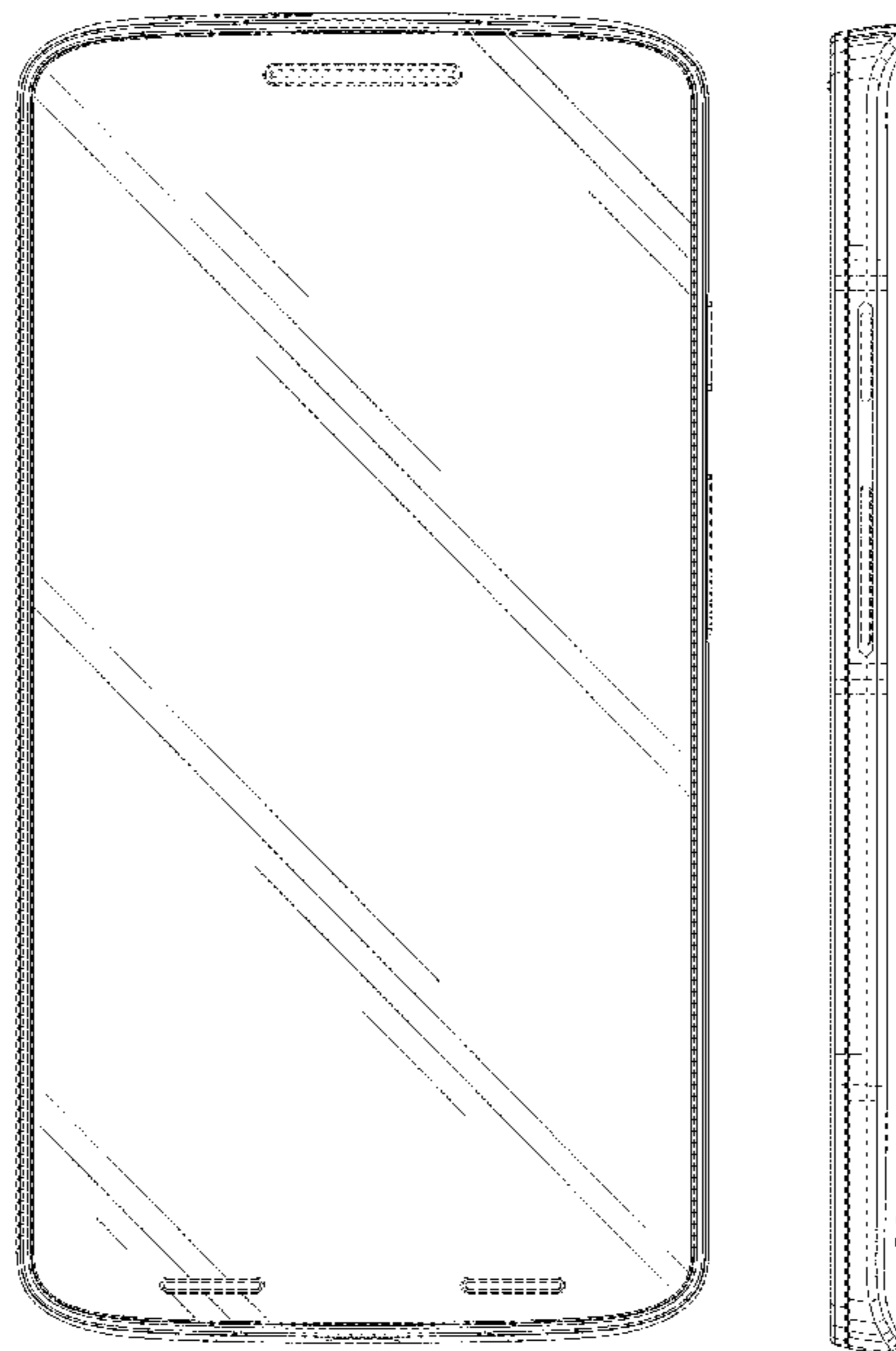
FIG. 14 is a second side view of the second embodiment thereof;

FIG. 15 is a top view of the second embodiment thereof; and,

FIG. 16 is a bottom view of the second embodiment thereof.

The broken lines shown in FIGS. 1-8, that are immediately adjacent to the shaded areas, and define unshaded regions, represent the bounds of the first embodiment, while all other broken lines are directed to environment and are for illustrative purposes only; the broken lines form no part of the first embodiment.

1 Claim, 12 Drawing Sheets



(56)

References Cited

U.S. PATENT DOCUMENTS

D676,818 S	2/2013	Park et al.	
D677,641 S	3/2013	Sutherland et al.	
D687,406 S	8/2013	Xia et al.	
D692,405 S *	10/2013	Lee	D14/138 AD
D697,885 S	1/2014	Park	
D704,672 S	5/2014	Chen et al.	
D710,342 S	8/2014	Fujimura et al.	
D712,861 S	9/2014	Fujimura et al.	
D712,888 S	9/2014	Fujimura et al.	
D712,889 S	9/2014	Fujimura et al.	
D714,272 S	9/2014	Park et al.	
D721,668 S	1/2015	Fujimura et al.	
D724,045 S	3/2015	Fujimura et al.	
D744,972 S *	12/2015	Im	D14/138 AA
D749,054 S *	2/2016	Kim	D14/138 G
D756,951 S *	5/2016	Kim	D14/138 AA
D758,335 S *	6/2016	Lee	D14/138 G
D760,681 S *	7/2016	Chuang	D14/138 G
D761,749 S *	7/2016	Lee	D14/138 AA
D764,428 S *	8/2016	Choe	D14/138 G
D764,429 S *	8/2016	Choe	D14/138 G
D768,103 S *	10/2016	Park	D14/138 G
D769,208 S *	10/2016	Ho	D14/138 G
D770,410 S *	11/2016	Yu	D14/138 G

* cited by examiner




FIG. 1

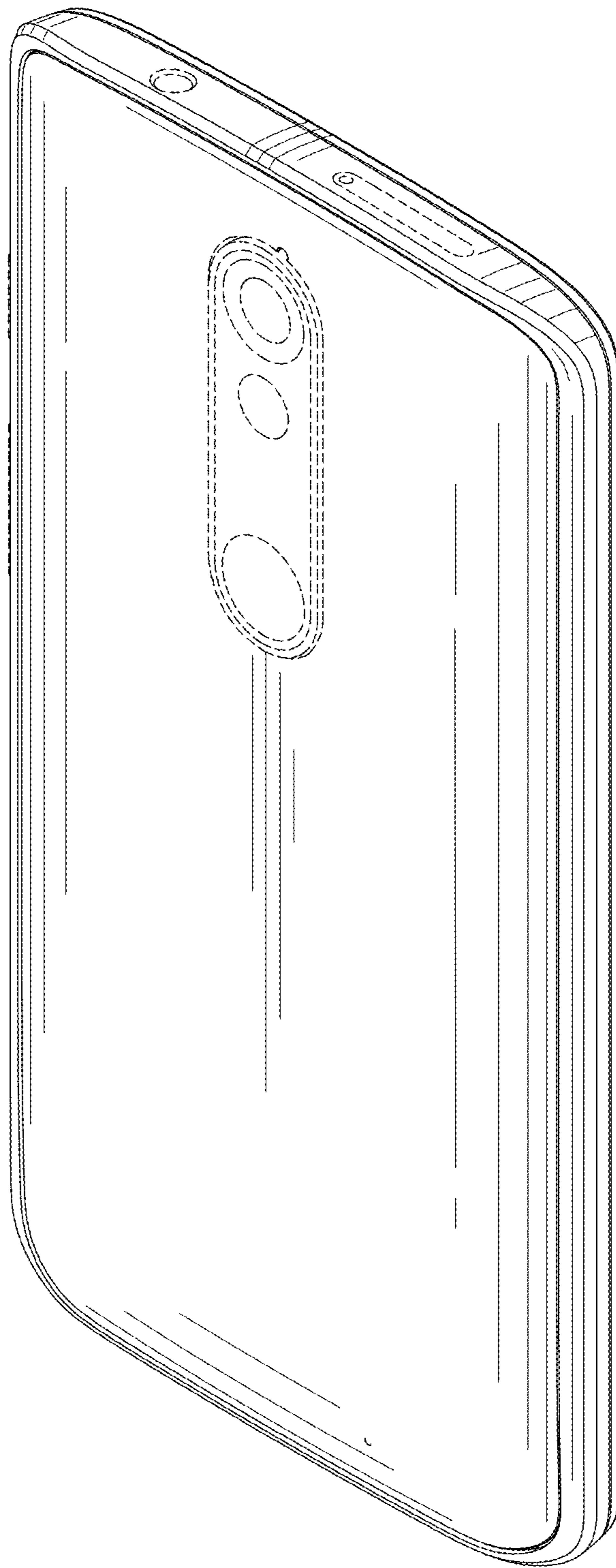


FIG. 2




FIG. 3

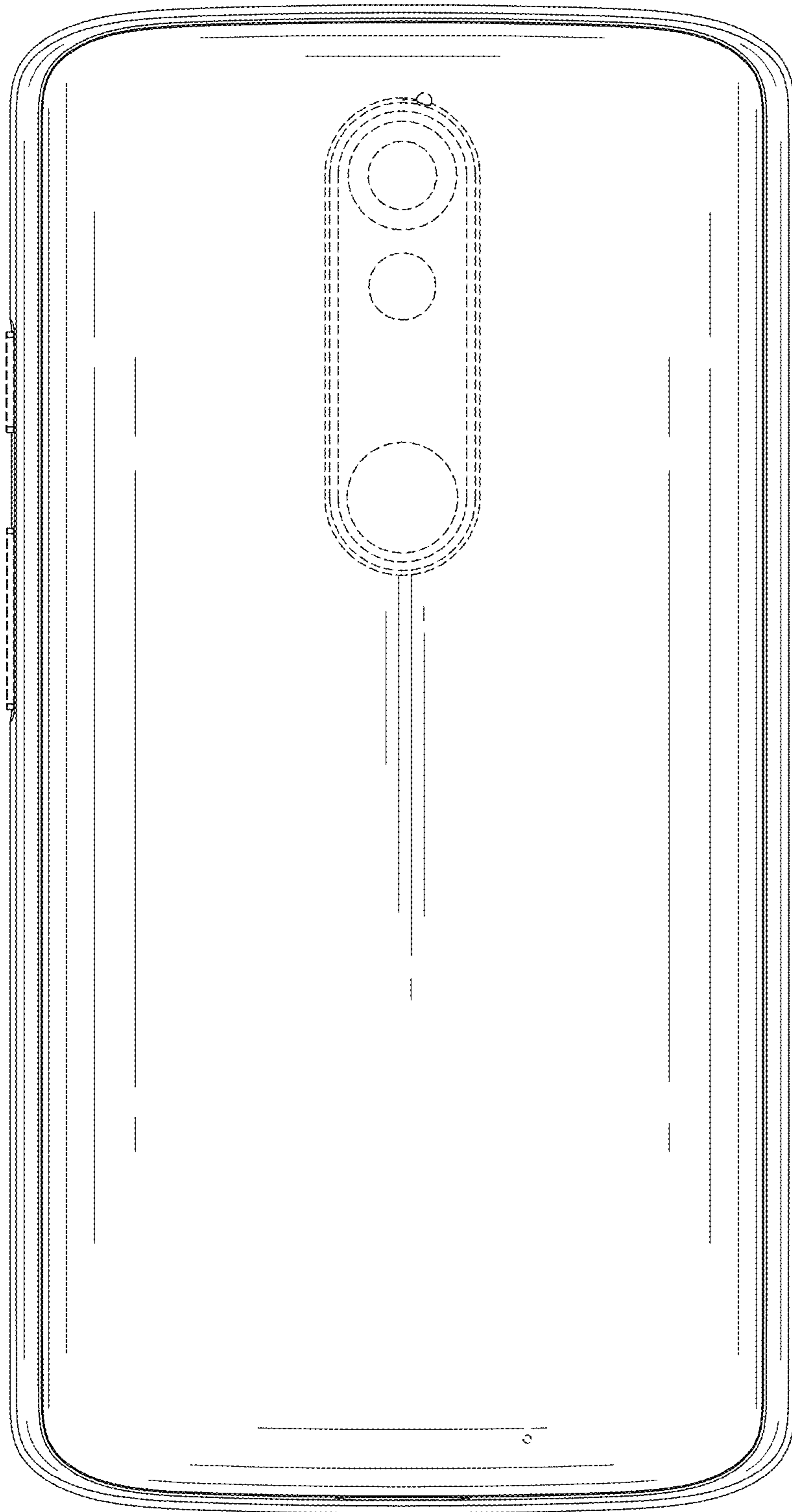


FIG. 4

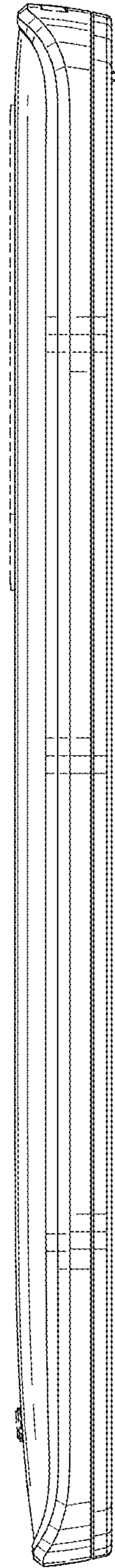


FIG. 5

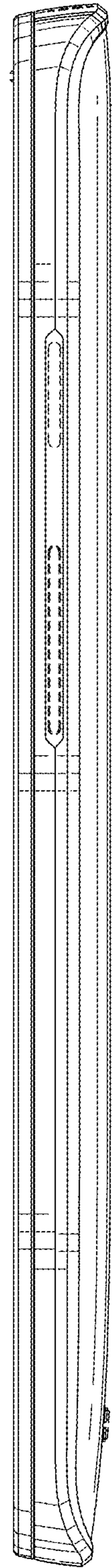


FIG. 6

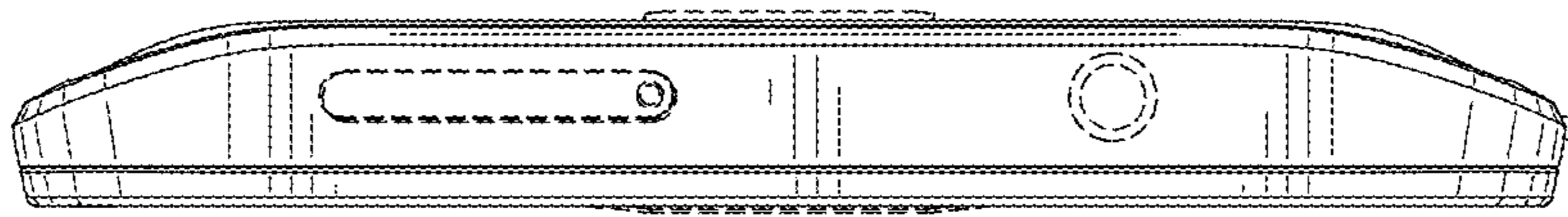


FIG. 7

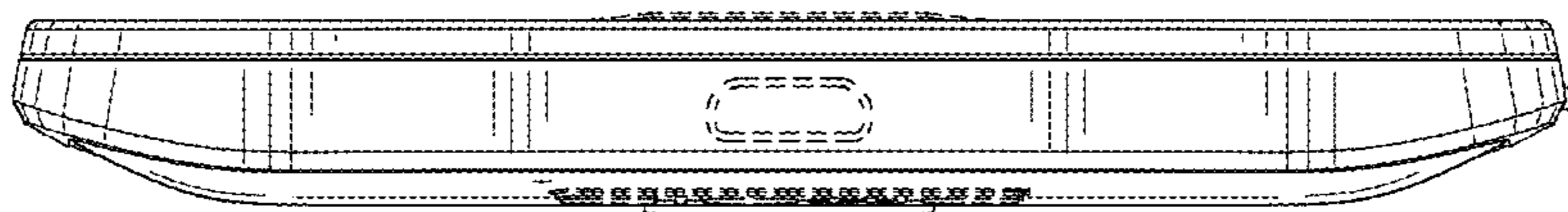


FIG. 8

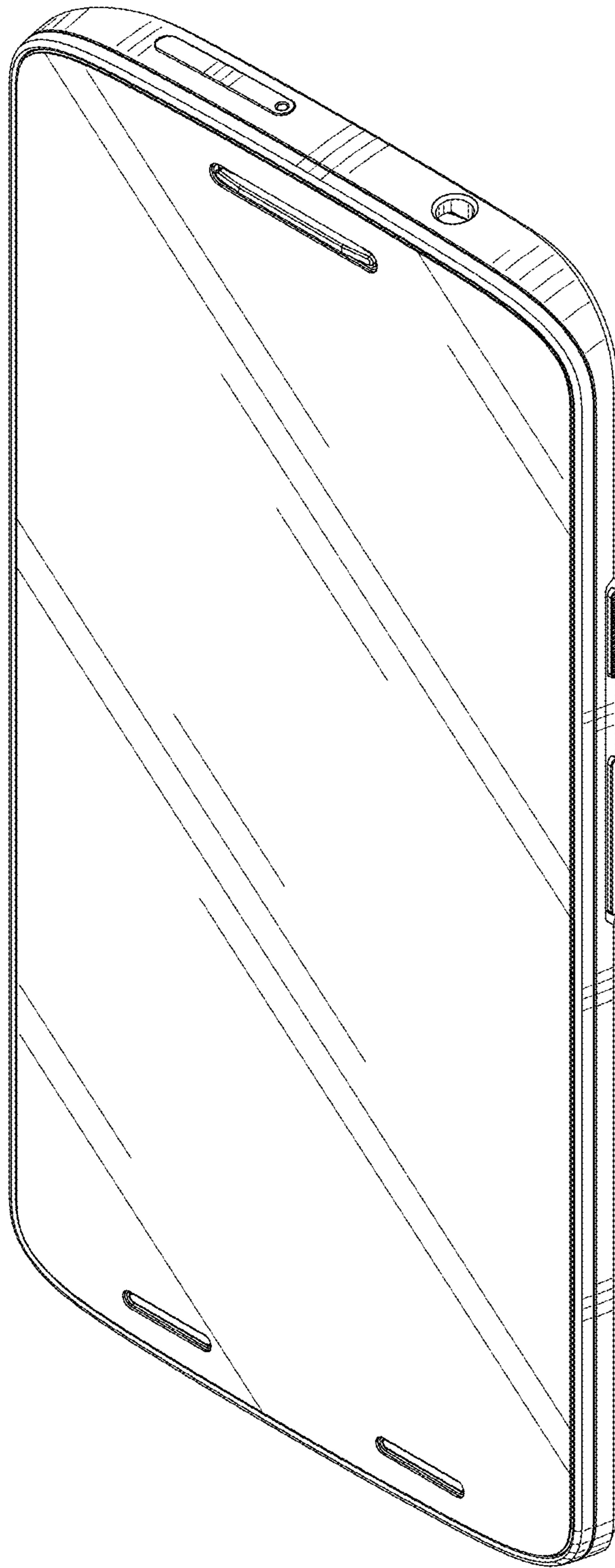


FIG. 9

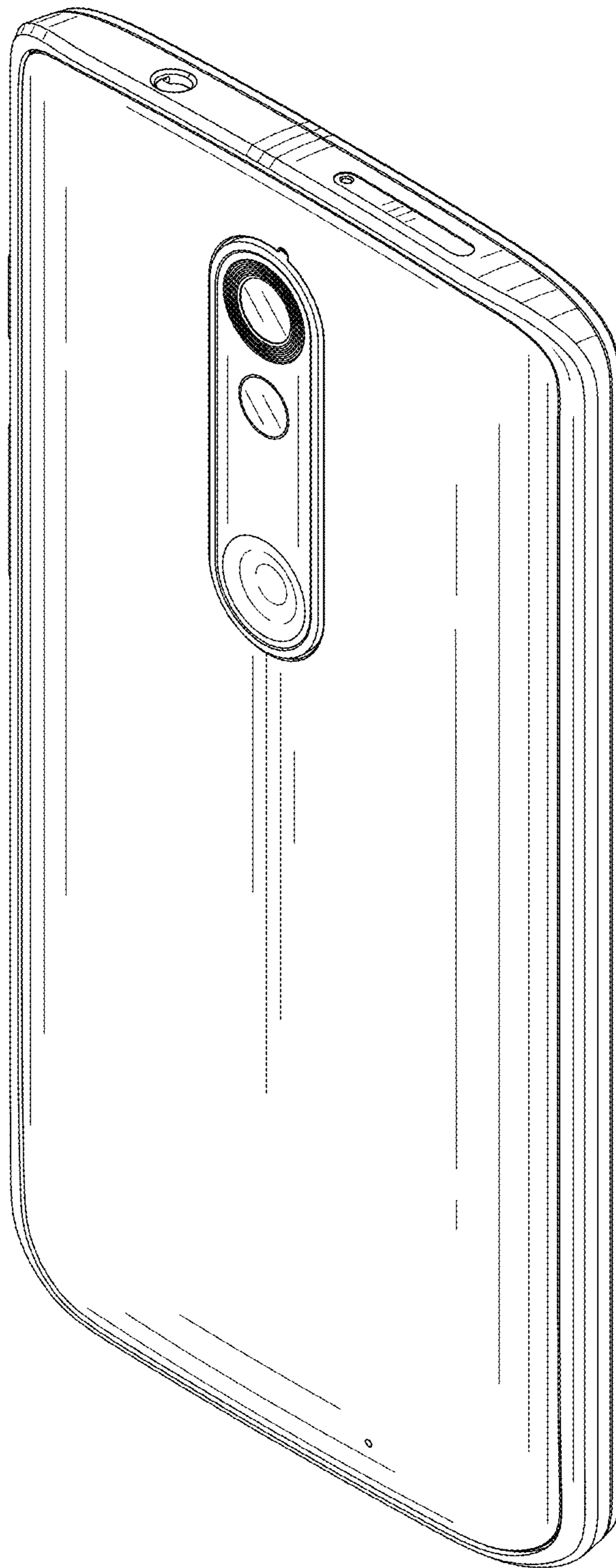


FIG. 10




FIG. 11

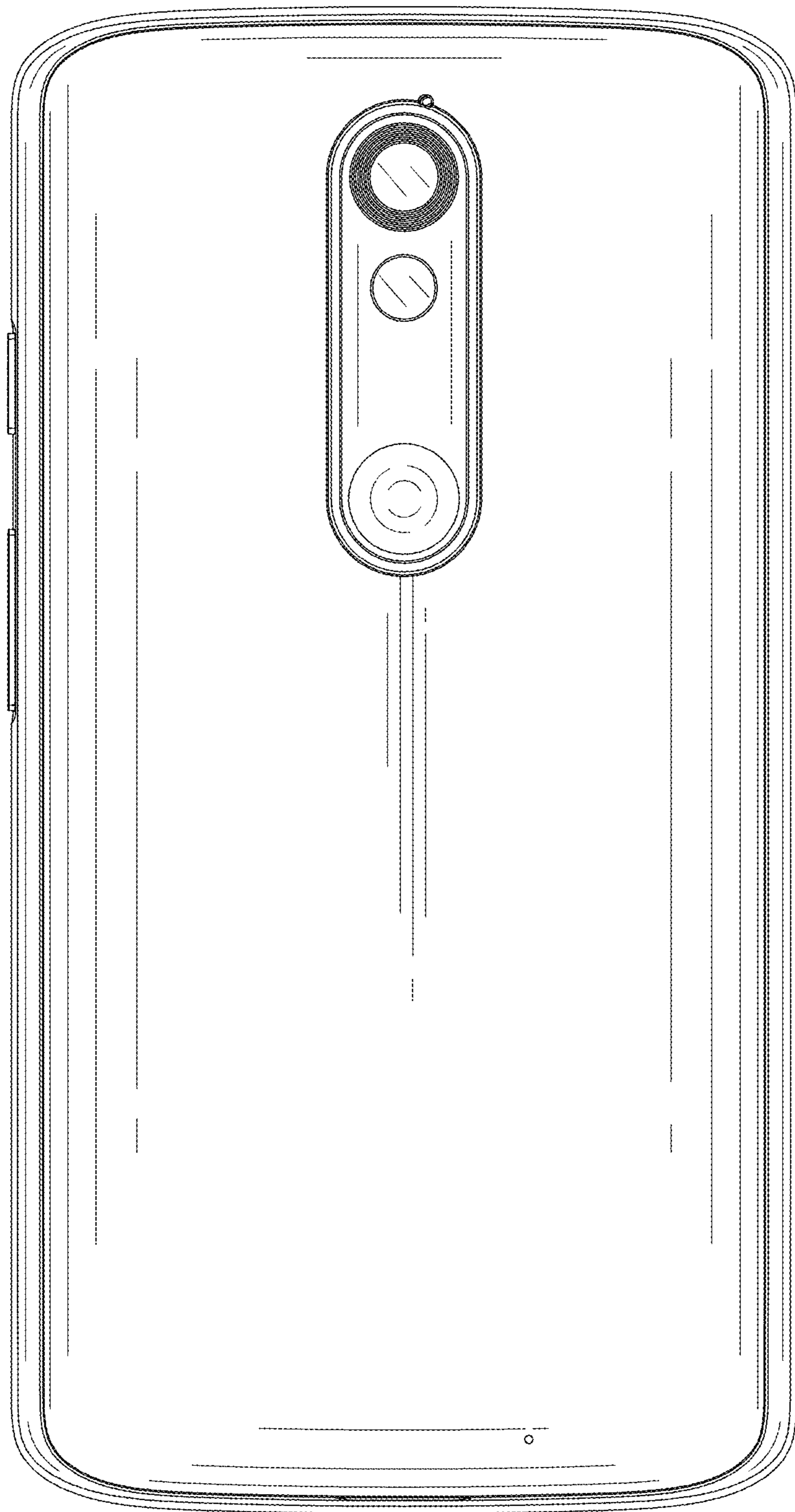


FIG. 12

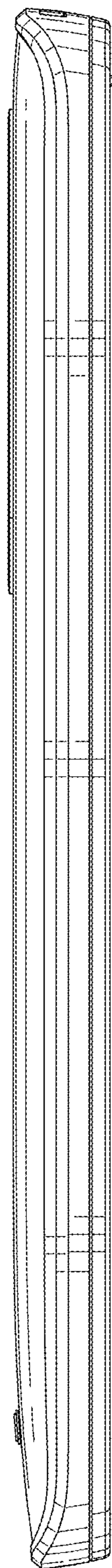


FIG. 13

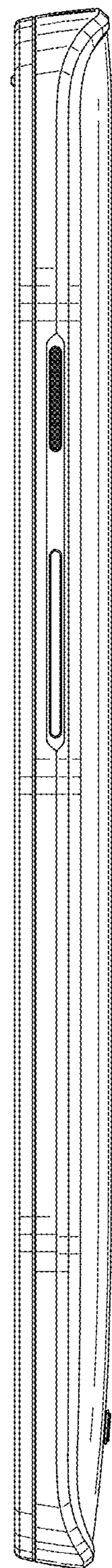


FIG. 14

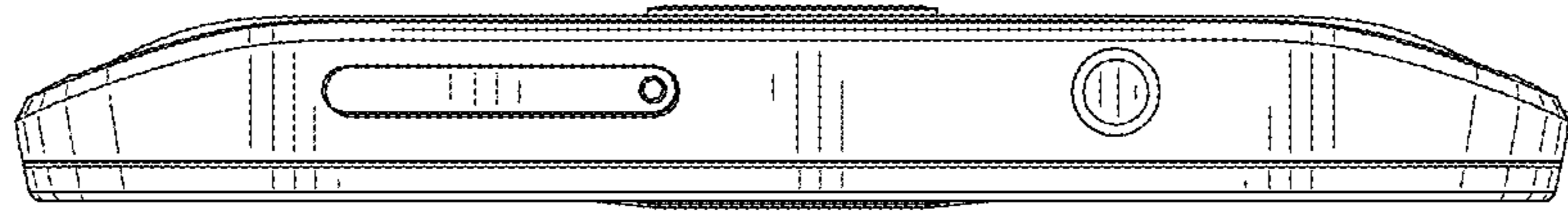


FIG. 15

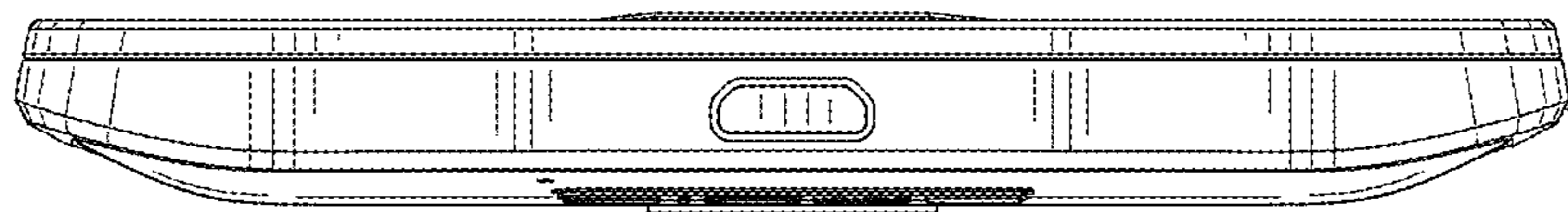


FIG. 16