



US00D785579S

(12) **United States Design Patent**  
**McMiller et al.**

(10) **Patent No.:** **US D785,579 S**

(45) **Date of Patent:** **\*\* May 2, 2017**

(54) **LOW PROFILE SET-TOP BOX ENCLOSURE**

(71) Applicant: **ARRIS Enterprises, Inc.**, Suwanee, GA (US)

(72) Inventors: **Daniel F. McMiller**, Escondido, CA (US); **Federico Sanchez**, San Diego, CA (US); **Ariel David Turgel**, San Francisco, CA (US); **Elliot Lucas Ortiz**, San Francisco, CA (US)

(73) Assignee: **ARRIS Enterprises, Inc.**, Suwanee, GA (US)

(\*\*) Term: **15 Years**

(21) Appl. No.: **29/530,331**

(22) Filed: **Jun. 16, 2015**

(51) **LOC (10) Cl.** ..... **14-03**

(52) **U.S. Cl.**  
USPC ..... **D14/125**

(58) **Field of Classification Search**  
USPC ..... D14/125, 357-358, 496, 188, 242, 432;  
D13/184; 348/10, 460, 706, 731;  
340/825.03; 455/6.1, 6.2; 312/223.1, 7.2  
CPC .. H04N 5/50; H04N 5/64; H05K 5/02; H05K  
5/03; G06F 1/16  
See application file for complete search history.

(56) **References Cited**

**U.S. PATENT DOCUMENTS**

D522,531 S \* 6/2006 Solomon ..... D14/188  
D640,646 S \* 6/2011 Wu ..... D14/125

D658,610 S \* 5/2012 Bang ..... D14/125  
D661,670 S \* 6/2012 Huang ..... D14/125  
D674,367 S \* 1/2013 Dernier ..... D14/125  
D721,665 S \* 1/2015 Klepper ..... D14/125  
D722,587 S \* 2/2015 Green ..... D14/188  
D722,985 S \* 2/2015 Won ..... D14/125  
D725,614 S \* 3/2015 Kuh ..... D14/125  
D727,274 S \* 4/2015 Park ..... D14/125

\* cited by examiner

*Primary Examiner* — Randall Gholson

(74) *Attorney, Agent, or Firm* — Bart A. Perkins

(57) **CLAIM**

The ornamental design for a low profile set-top box enclosure, as shown and described.

**DESCRIPTION**

FIG. 1 is a front perspective view of the low profile set-top box enclosure.

FIG. 2 is a front elevation view of the low profile set-top box enclosure.

FIG. 3 is a left side elevation view of the low profile set-top box enclosure.

FIG. 4 is a right side elevation view of the low profile set-top box enclosure.

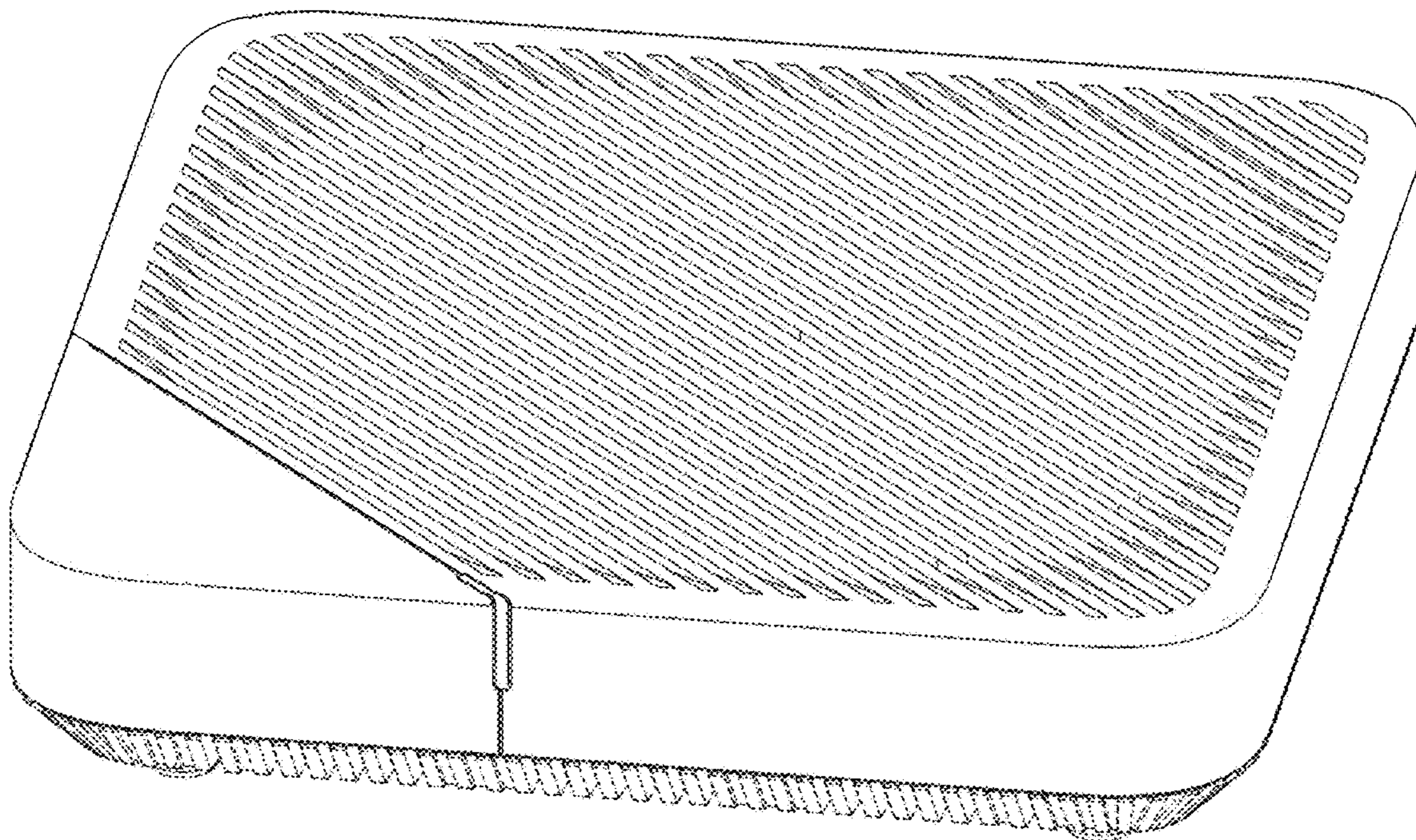
FIG. 5 is a rear elevation view of the low profile set-top box enclosure.

FIG. 6 is a top view of the low profile set-top box enclosure; and,

FIG. 7 is a cross-sectional elevation view of the low profile set-top box enclosure.

The broken lines depict portions of the low profile set-top box enclosure that form no part of the claimed design.

**1 Claim, 7 Drawing Sheets**





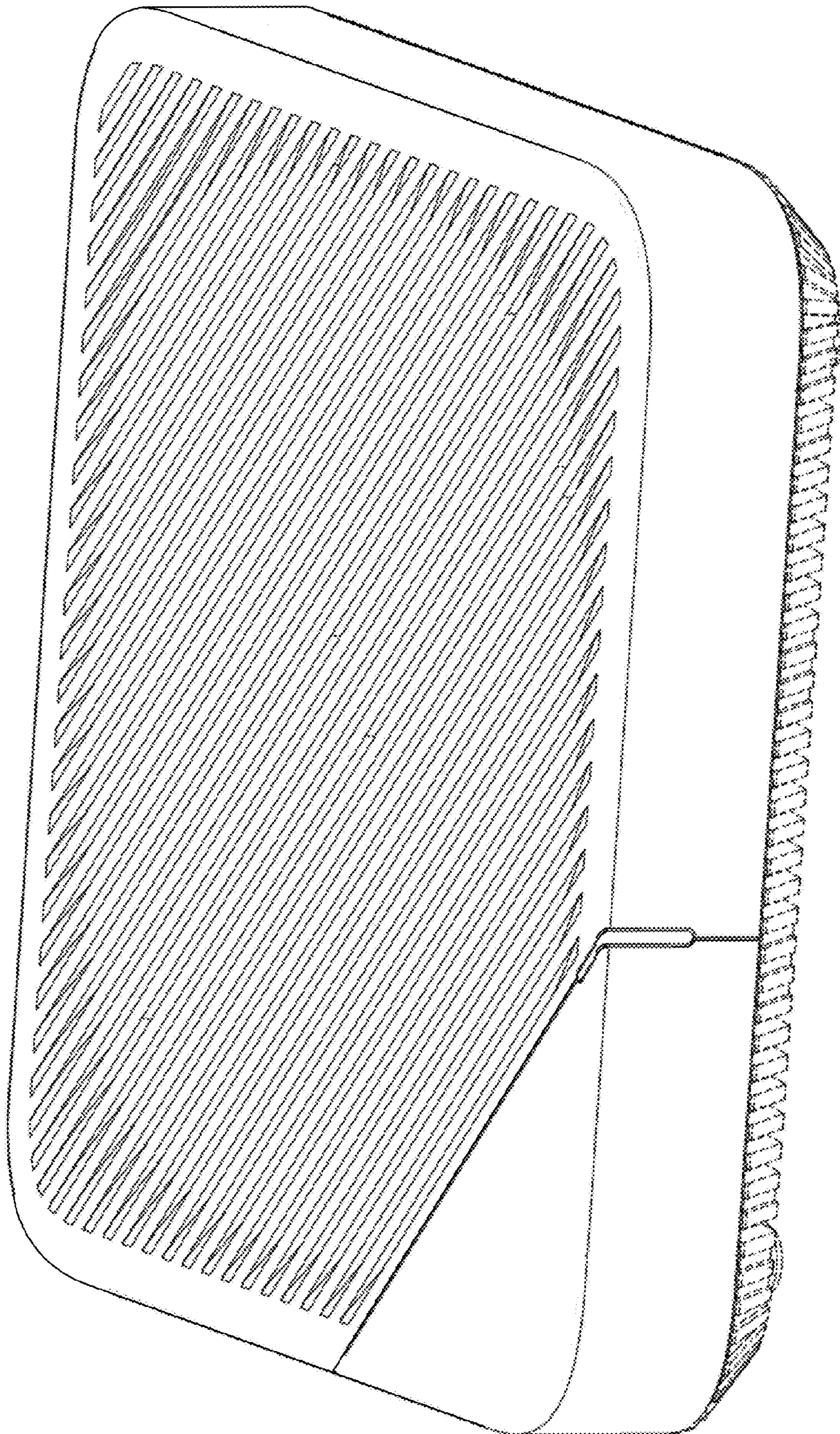


FIG. 1

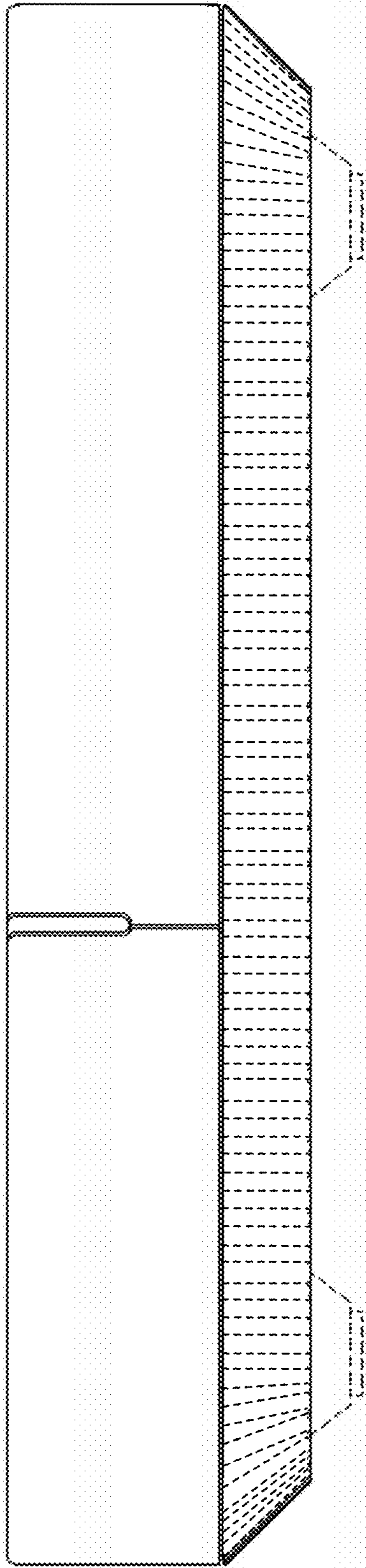


FIG. 2



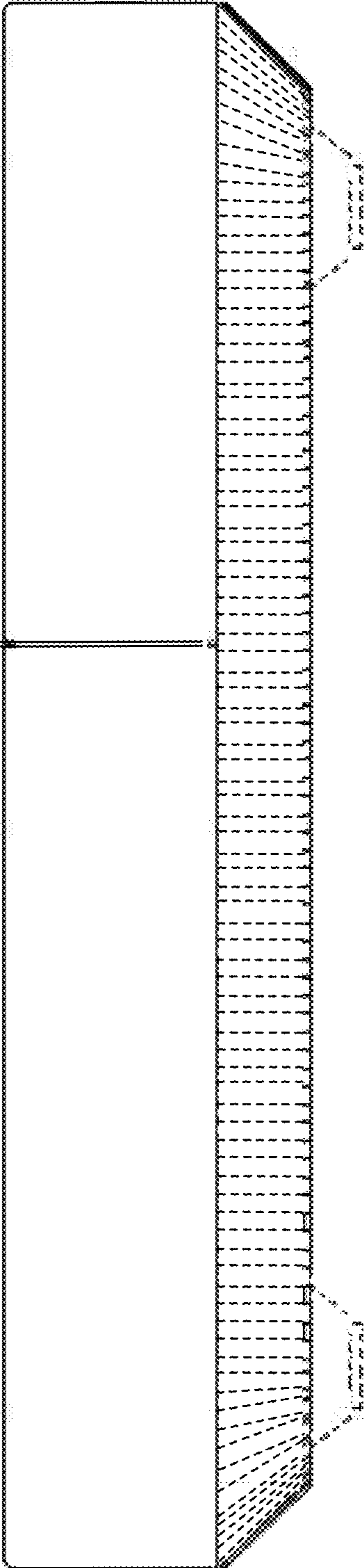


FIG. 3

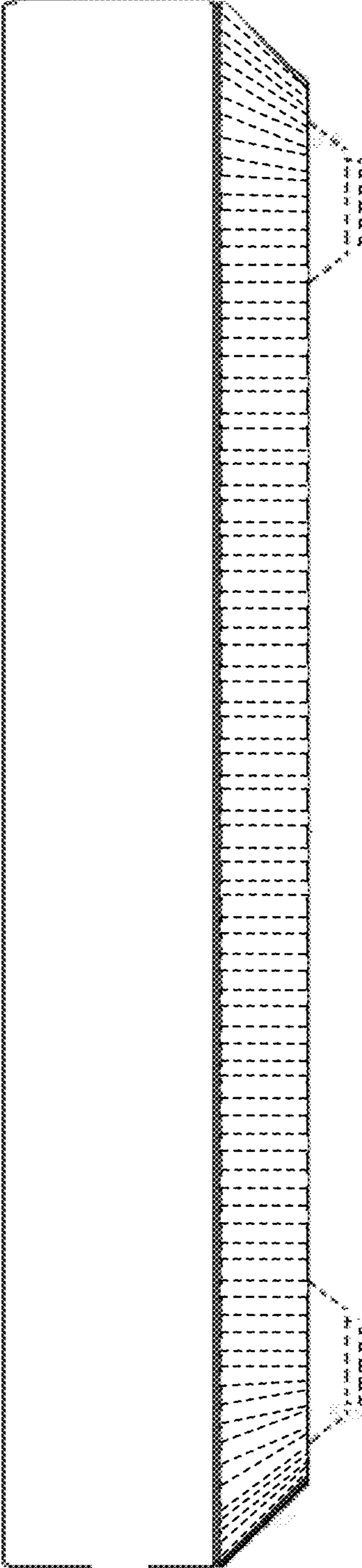


FIG. 4




FIG. 5






FIG. 6



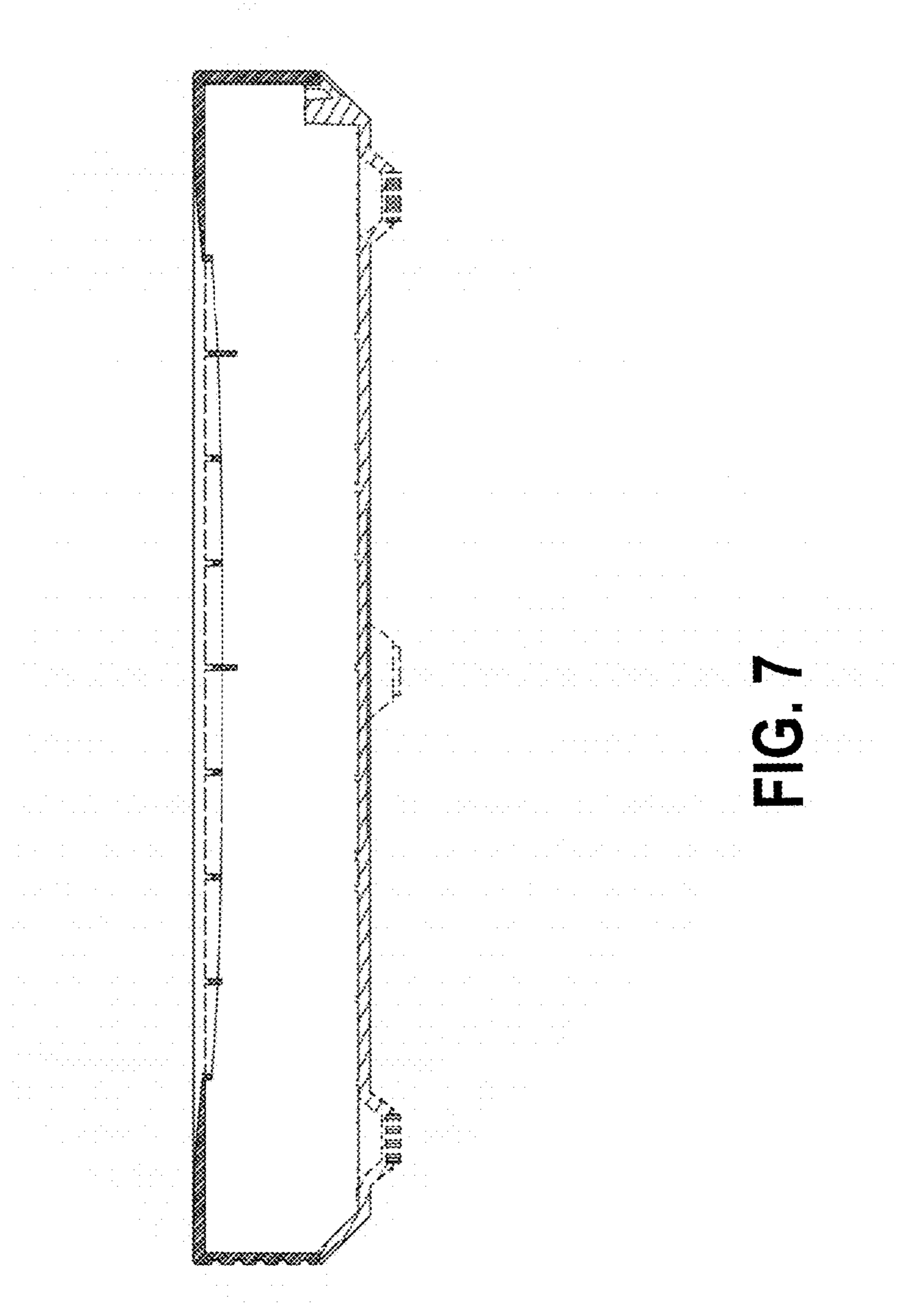


FIG. 7