



US00D785564S

(12) **United States Design Patent**  
**Lee et al.**

(10) **Patent No.:** **US D785,564 S**  
(45) **Date of Patent:** **\*\* May 2, 2017**

(54) **WIRELESS CHARGER FOR ELECTRONIC DEVICE**

Y02T 90/163; H01R 13/6675; A61C 17/20; A61C 17/32

See application file for complete search history.

(71) Applicant: **SAMSUNG ELECTRONICS CO., LTD.**, Suwon-si (KR)

(56) **References Cited**

U.S. PATENT DOCUMENTS

(72) Inventors: **Se-O Lee**, Yongin-si (KR); **Tomohiro Harata**, Seoul (KR); **Jei-Sung Park**, Gwachun-si (KR)

D278,057	S	*	3/1985	McMaster	.....	379/449
D350,356	S	*	9/1994	Wood	.....	D14/253
D422,965	S	*	4/2000	Laufer	.....	D13/108
D561,092	S	*	2/2008	Kim	.....	D13/103
D628,148	S	*	11/2010	English	.....	D13/102
D630,577	S	*	1/2011	Eubanks	.....	D13/102
D662,472	S	*	6/2012	Tien	.....	D13/110
D690,647	S	*	10/2013	Huang	.....	D13/108
D697,473	S	*	1/2014	Guccione	.....	D13/108
D697,476	S	*	1/2014	Jeong	.....	D13/108
D760,643	S	*	7/2016	Phillips	.....	D13/103

(Continued)

(73) Assignee: **Samsung Electronics Co., Ltd.**, Suwon-si (KR)

(\*\*) Term: **15 Years**

FOREIGN PATENT DOCUMENTS

(21) Appl. No.: **29/558,376**

KR	30-2008-0039091	7/2009
KR	30-2011-0002351	4/2012
KR	30-2014-0017839	2/2015

(22) Filed: **Mar. 17, 2016**

(51) **LOC (10) Cl.** ..... **13-02**

*Primary Examiner* — Rosemary K Tarcza  
*Assistant Examiner* — Christy Nemeth  
(74) *Attorney, Agent, or Firm* — NSIP Law

(52) **U.S. Cl.**  
USPC ..... **D13/108**

(58) **Field of Classification Search**  
USPC ..... D16/219; D14/356, 251, 253, 432, 434, D14/358; D13/107–110, 118–119, 184, D13/199, 102–106  
CPC .... H01M 10/44; H01M 10/46; H01M 10/425; H01M 10/482; H01M 2/02; H01M 2/022; H01M 2/0202; H01M 2/0207; H01M 2/0212; H01M 2/1061; H01M 2/1066; H01M 2/105; H01M 2/20; H01M 2/202; H01M 2/204; H01M 2/206; H01M 2/1022; H01M 2/1055; Y02E 60/10; Y02E 60/122; Y02E 60/124; Y02E 60/50; Y02E 60/12; H02J 7/0054; H02J 7/0055; H02J 7/0057; H02J 7/025; H02J 7/0042; H02J 7/0044; H02J 7/0045; H02J 7/0003; Y02T 90/14; Y02T 90/122; Y02T 90/128;

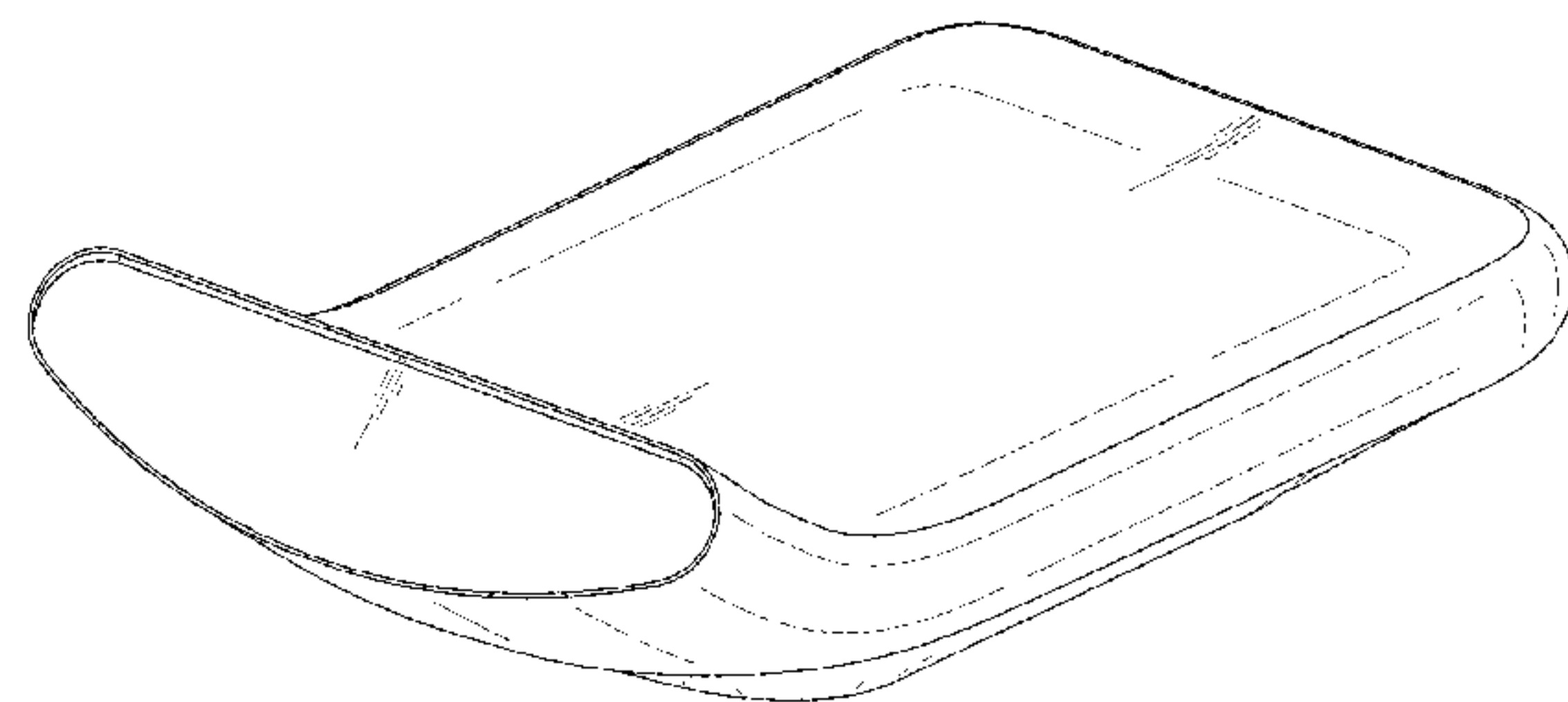
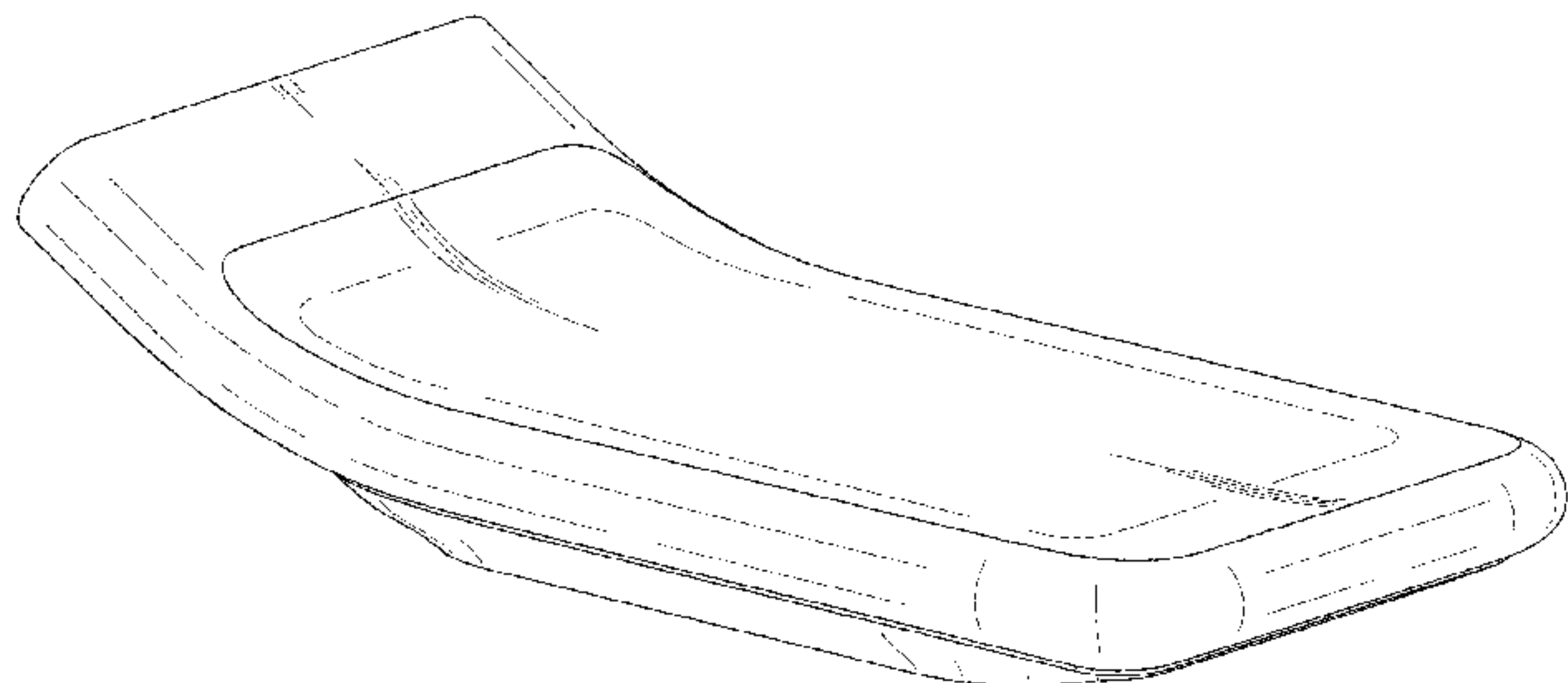
(57) **CLAIM**

We claim the ornamental design for a wireless charger for electronic device, as shown and described.

**DESCRIPTION**

FIG. 1 is the front perspective view of a wireless charger for electronic device showing our new design;  
FIG. 2 is the front view thereof;  
FIG. 3 is the rear view thereof;  
FIG. 4 is the left-side view thereof;  
FIG. 5 is the right-side view thereof;  
FIG. 6 is the top view thereof;  
FIG. 7 is the bottom view thereof; and,  
FIG. 8 is the rear perspective view thereof.

(Continued)



The broken lines in the drawings illustrate environmental subject matter that forms no part of the claimed design.

**1 Claim, 8 Drawing Sheets**

(56) **References Cited**

U.S. PATENT DOCUMENTS

D770,194 S \* 11/2016 Langhammer ..... D6/512  
2009/0278523 A1 \* 11/2009 Yoda ..... H01F 38/14  
323/318

\* cited by examiner

FIG. 1

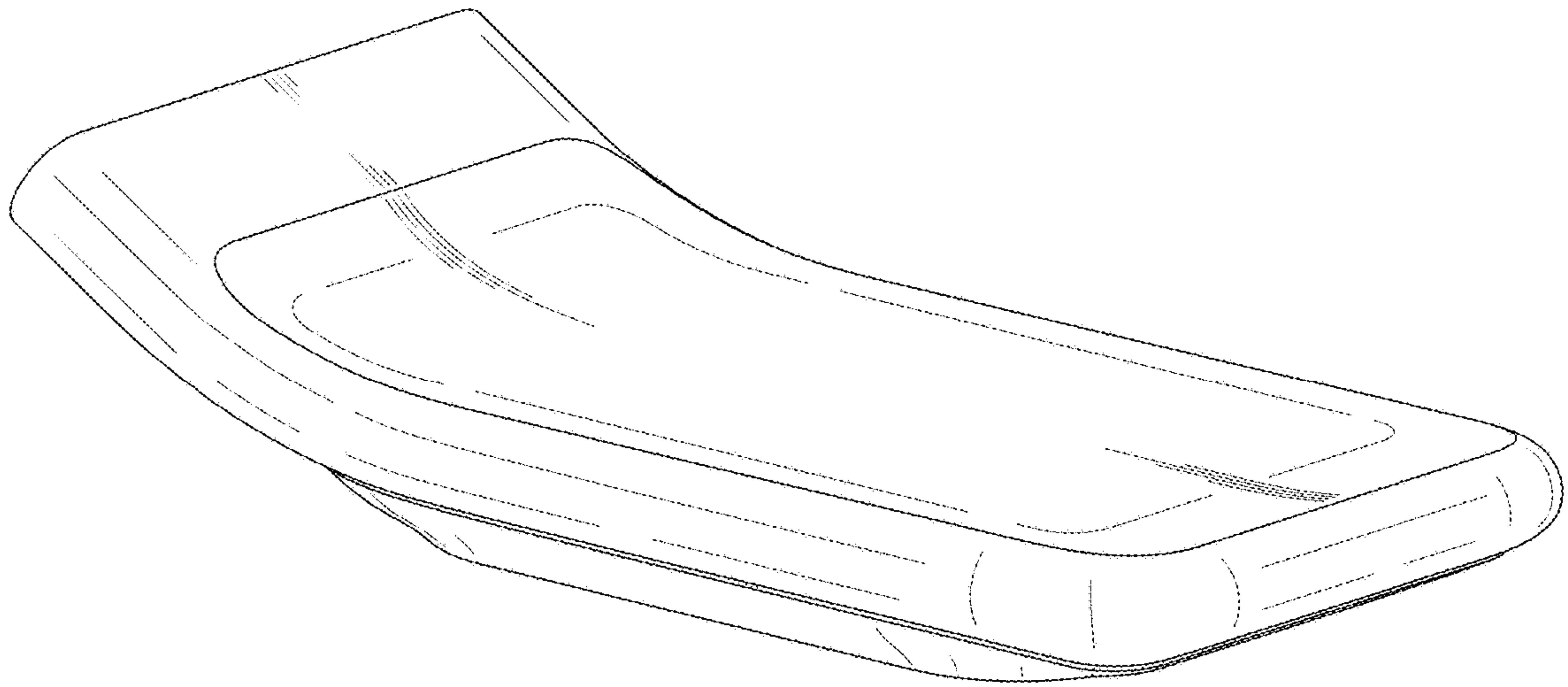


FIG. 2

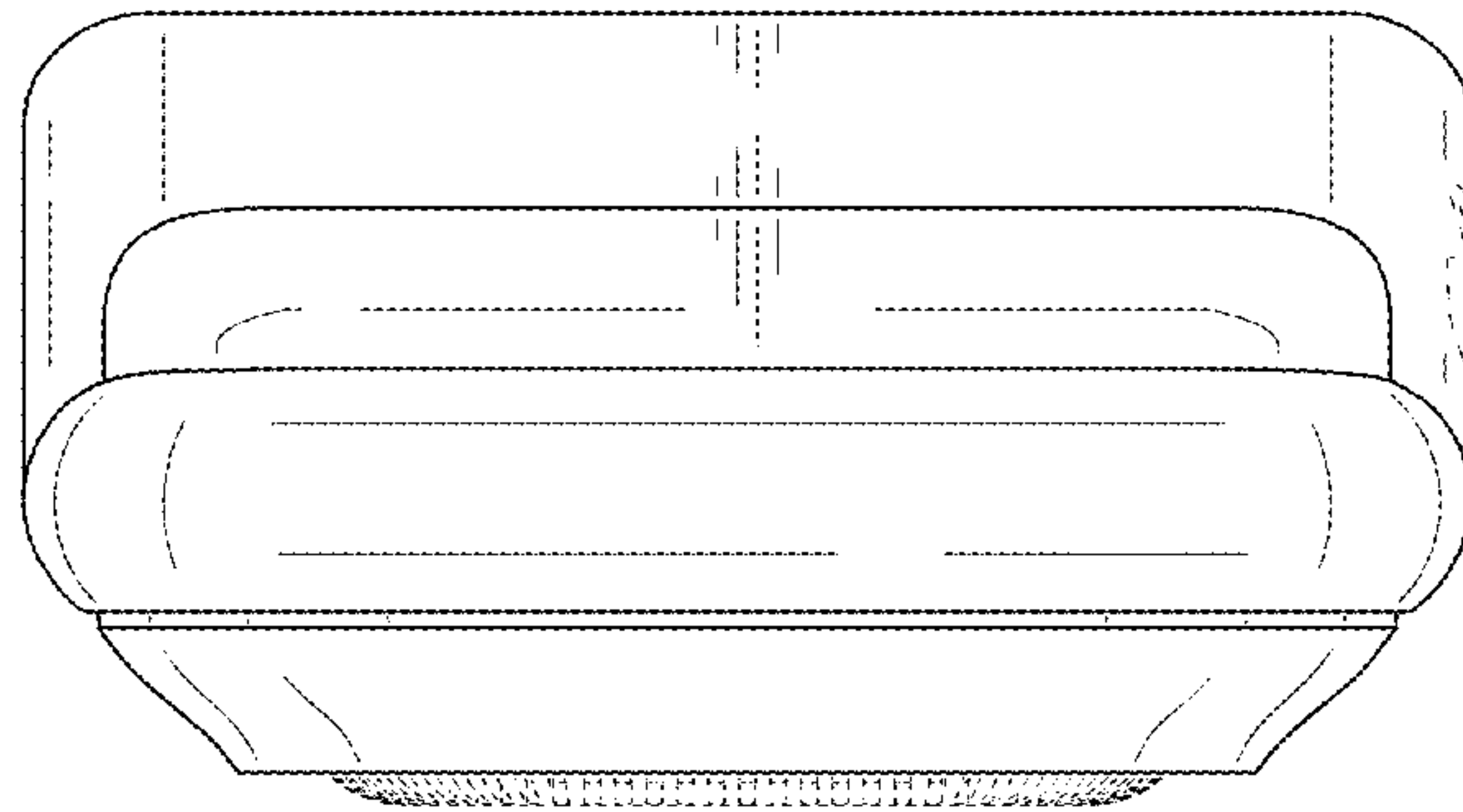


FIG. 3

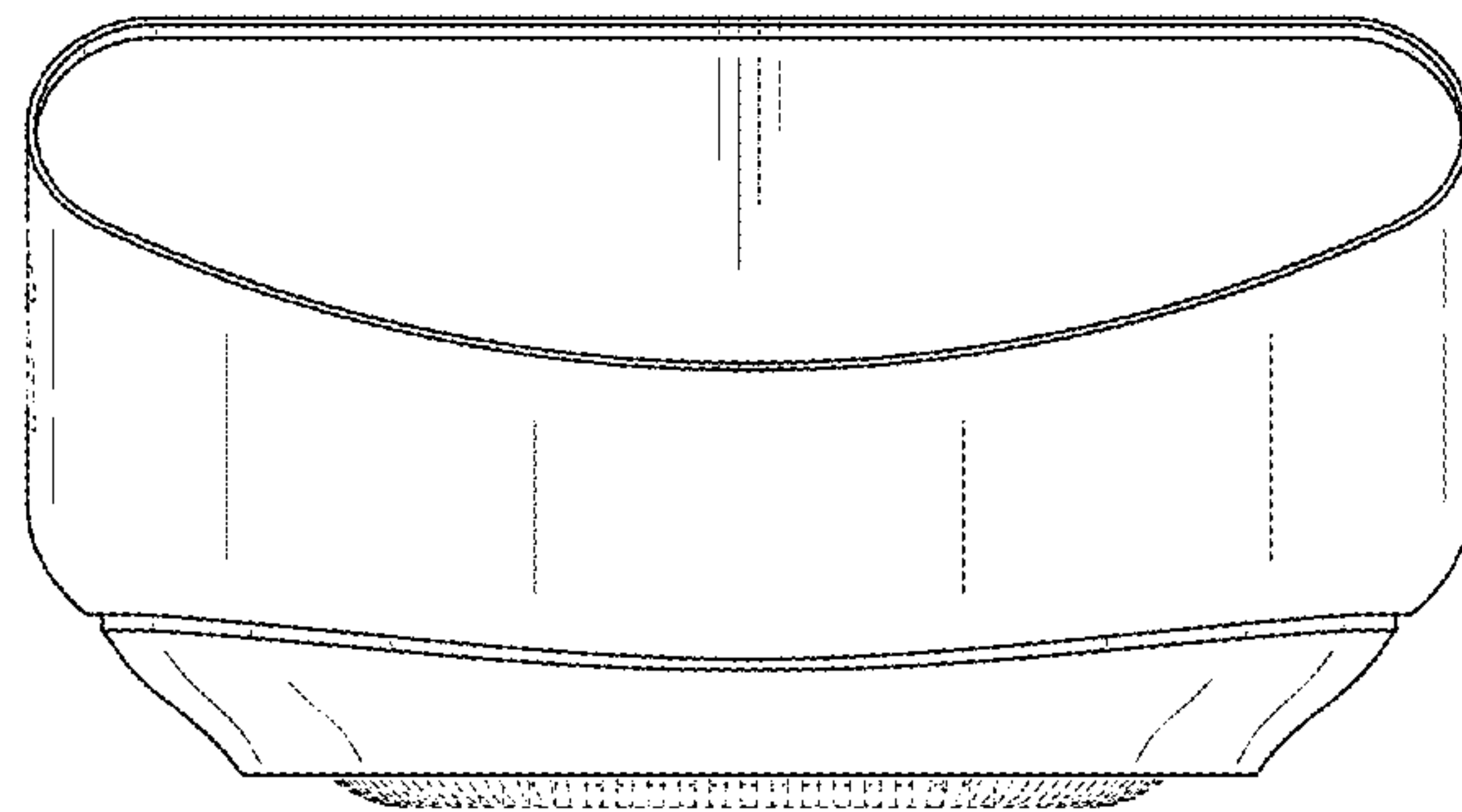


FIG. 4

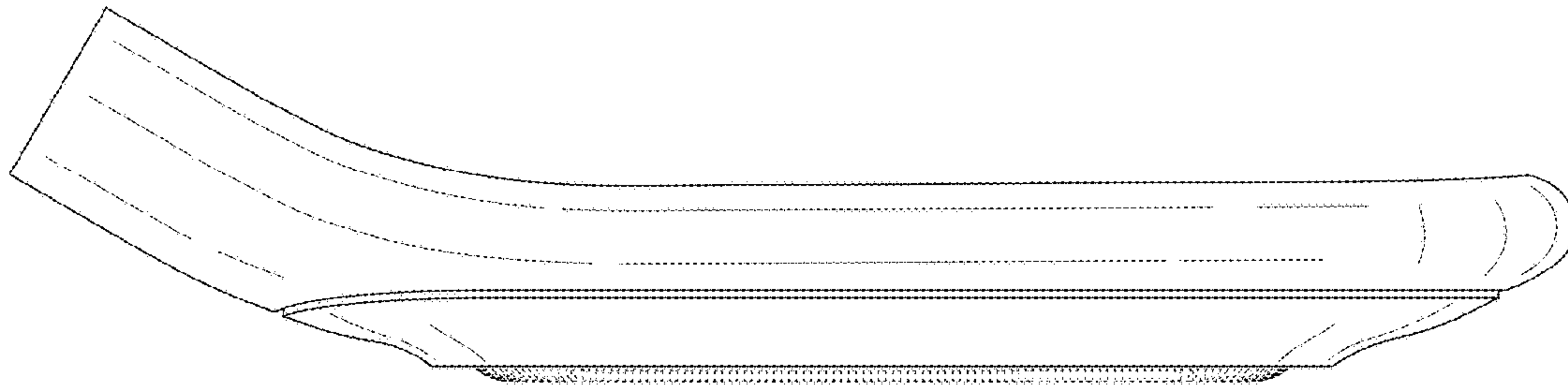


FIG. 5

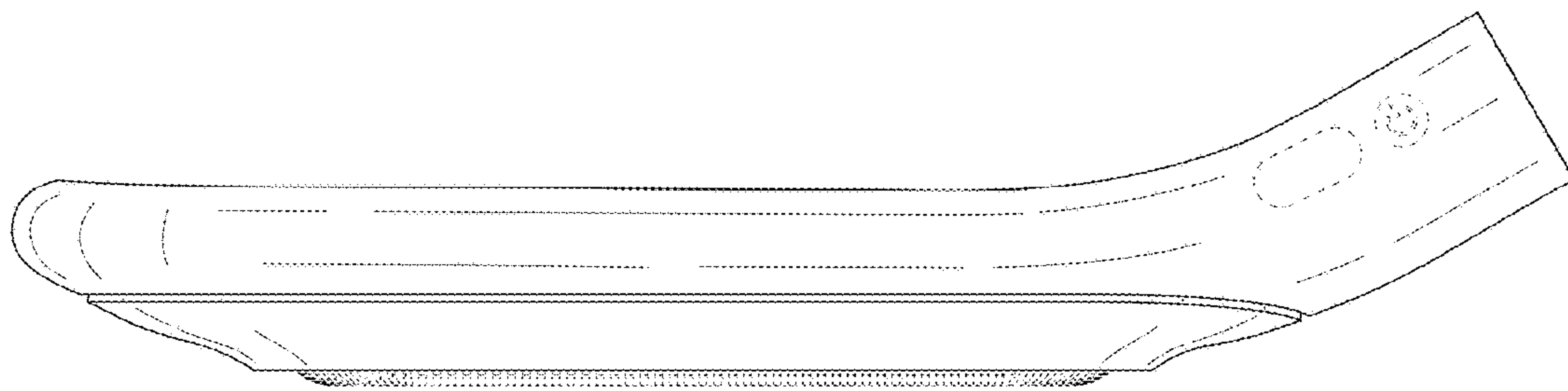


FIG. 6






FIG. 7

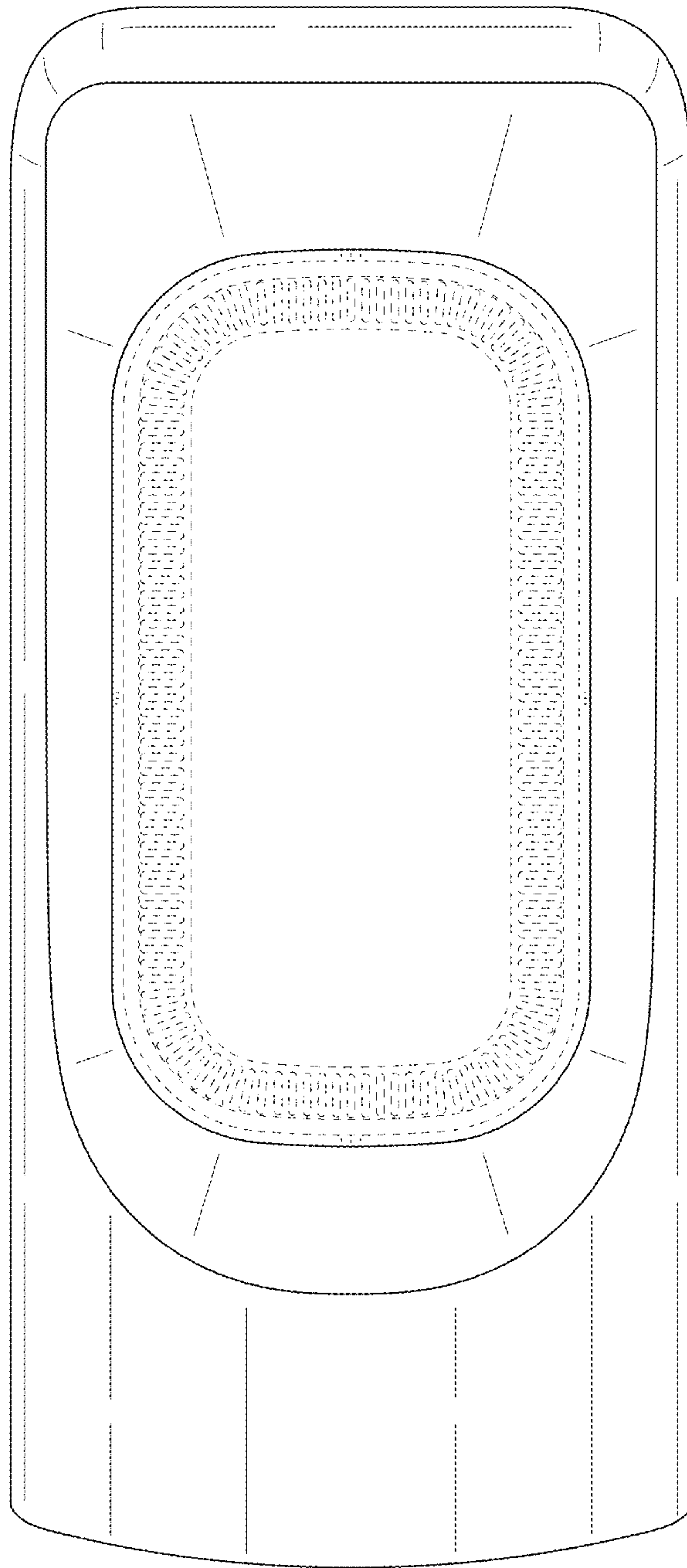


FIG. 8

