



US00D785557S

(12) **United States Design Patent** (10) **Patent No.:** **US D785,557 S**
Bardin et al. (45) **Date of Patent:** **** May 2, 2017**

(54) **TIRE TREAD**

(71) Applicants: **COMPAGNIE GENERALE DES ETABLISSEMENTS MICHELIN**, Clermont-Ferrand (FR); **Michelin Recherche et Technique S.A.**, Granges-Paccot (CH)

4,726,407 A 2/1988 Hayakawa et al.
D296,541 S * 7/1988 Gettys D12/601
5,131,443 A 7/1992 Kuhr et al.
D346,775 S * 5/1994 Loser D12/597
D355,876 S 2/1995 Diensthuber et al.
D360,861 S 8/1995 Graas et al.

(Continued)

(72) Inventors: **Damien Bardin**, Clermont-Ferrand (FR); **Fabien Marlier**, Clermont-Ferrand (FR); **Arnaud Larregain**, Clermont-Ferrand (FR); **Frederic Honnorat**, Clermont-Ferrand (FR)

FOREIGN PATENT DOCUMENTS

EP 0609194 A1 8/1994
FR 06/5978 12/2006

(Continued)

(73) Assignees: **COMPAGNIE GENERALE DES ETABLISSEMENTS MICHELIN** (FR); **MICHELIN RECHERCHE ET TECHNIQUE S.A.** (CH)

Primary Examiner — Robert M Spear
Assistant Examiner — John Voytek

(74) *Attorney, Agent, or Firm* — Dickinson Wright PLLC

(**) Term: **15 Years**

(57) **CLAIM**

(21) Appl. No.: **29/555,677**

The ornamental design for a tire tread, as shown and described.

(22) Filed: **Feb. 24, 2016**

(30) **Foreign Application Priority Data**

Aug. 25, 2015 (FR) 2015-4078

(51) **LOC (10) Cl.** **12-15**

(52) **U.S. Cl.**
USPC **D12/604**; D12/596

(58) **Field of Classification Search**
USPC D12/568-604, 900
CPC B60C 1/0016; B60C 11/0306; B60C 11/0302; B60C 3/06; B60C 9/17
See application file for complete search history.

DESCRIPTION

FIG. 1 is a perspective view of the tire tread of our design; FIG. 2 is a front elevation view of the tire tread of our design; FIG. 3 is a side elevation view of the tire tread of our design; FIG. 4 is a side elevation view of the tire tread of our design, taken from the opposite side of that shown in FIG. 3; and, FIG. 5 is an enlarged, partial view of FIG. 1.


In the drawings, the broken line disclosure depicts environmental structure and forms no part of the claimed design. The dash-dot-dot-dash lines represent the peripheral boundary of the claim. The tread pattern is understood to repeat uniformly throughout the circumference of the tire, as shown schematically in solid lines.

(56) **References Cited**

U.S. PATENT DOCUMENTS

D275,386 S * 9/1984 Baus D12/596
D275,474 S * 9/1984 Graas D12/596

1 Claim, 5 Drawing Sheets



(56)

References Cited

U.S. PATENT DOCUMENTS

D361,966 S 9/1995 Graas et al.
 D370,880 S 6/1996 Graas
 D379,449 S 5/1997 Graas et al.
 D390,512 S 2/1998 Eromaki
 D397,971 S * 9/1998 Horie D12/597
 D402,241 S * 12/1998 Villamizar D12/597
 D403,633 S * 1/1999 Legge D12/602
 D426,855 S 6/2000 Niwa et al.
 D429,194 S 8/2000 Heinen et al.
 D432,057 S 10/2000 Himuro
 D444,743 S * 7/2001 Labbe D12/596
 D454,523 S 3/2002 Traulle
 6,352,091 B1 3/2002 Hanya
 D455,998 S * 4/2002 Heinen D12/600
 D472,872 S 4/2003 O
 D487,053 S 2/2004 Masuko
 D491,516 S 6/2004 Miller et al.
 D498,459 S * 11/2004 Allison D12/600
 D504,387 S 4/2005 Welbes et al.
 D505,111 S 5/2005 Allison et al.
 D516,998 S 3/2006 Wang et al.
 D531,955 S 11/2006 Fontaine et al.
 D544,827 S 6/2007 Lee
 D550,148 S 9/2007 Fontaine et al.
 D555,581 S 11/2007 Salvan

D579,861 S 11/2008 Haas et al.
 D579,863 S 11/2008 Harvey et al.
 D591,220 S 4/2009 Minagawa
 D595,218 S 6/2009 Rodicq et al.
 D595,639 S 7/2009 de Briey-Terlinden et al.
 D601,946 S 10/2009 Fontaine et al.
 D606,927 S 12/2009 Kang
 D607,810 S 1/2010 Oizumi et al.
 D610,963 S 3/2010 Ochi
 D612,324 S 3/2010 Harvey et al.
 D615,479 S 5/2010 Lee
 D626,911 S 11/2010 Takeshima
 D634,700 S 3/2011 Ebel et al.
 D640,184 S 6/2011 de Briey-Terlinden
 D651,163 S 12/2011 Shimizu et al.
 D668,205 S 10/2012 Ebel et al.
 D683,301 S 5/2013 Kang
 D705,718 S 5/2014 Hirama et al.
 D718,224 S 11/2014 Guichon et al.
 D722,290 S 2/2015 Jamot et al.
 D724,522 S 3/2015 D'Abrigeon et al.
 2008/0149237 A1 6/2008 Cambron et al.

FOREIGN PATENT DOCUMENTS

FR 06/5980 12/2006
 FR 07/5041 11/2007

* cited by examiner

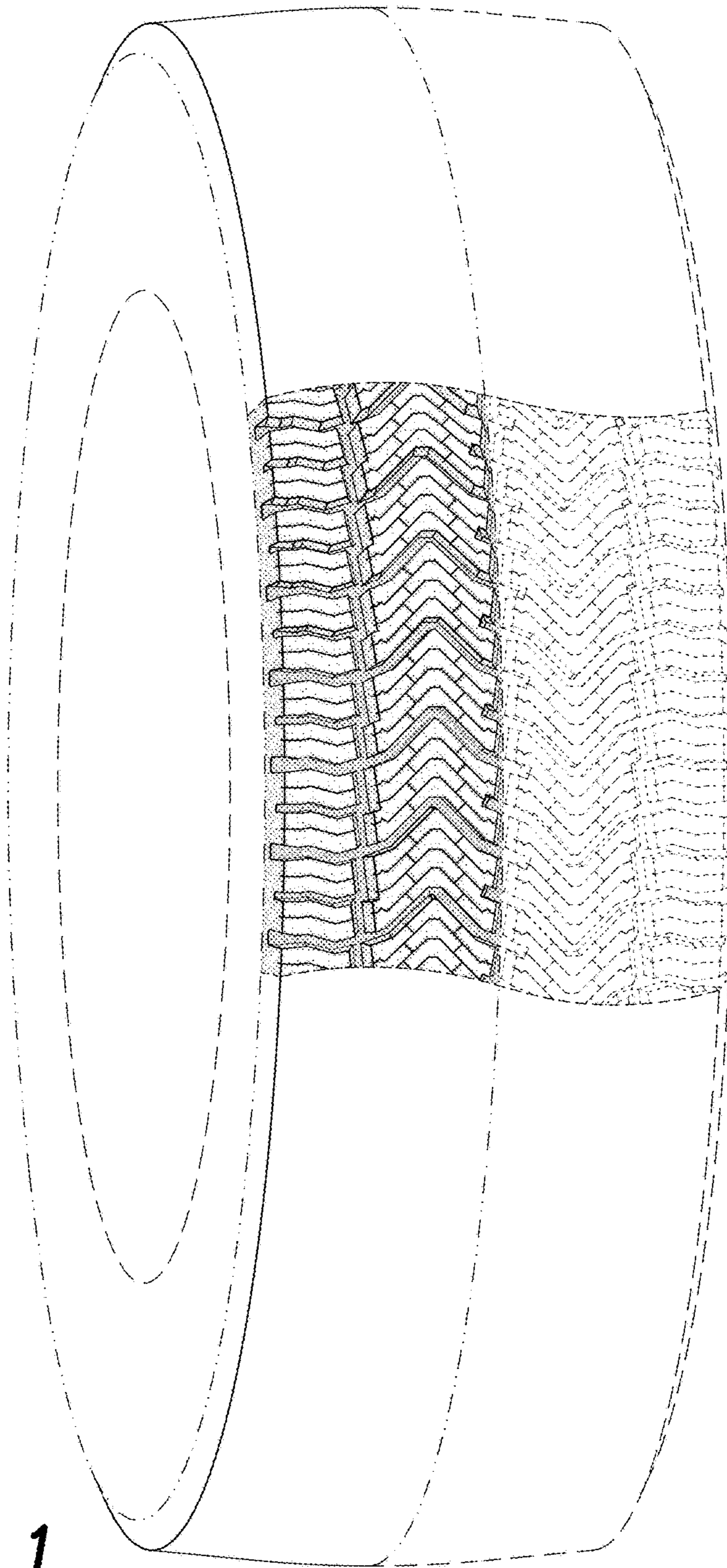


FIG. 1

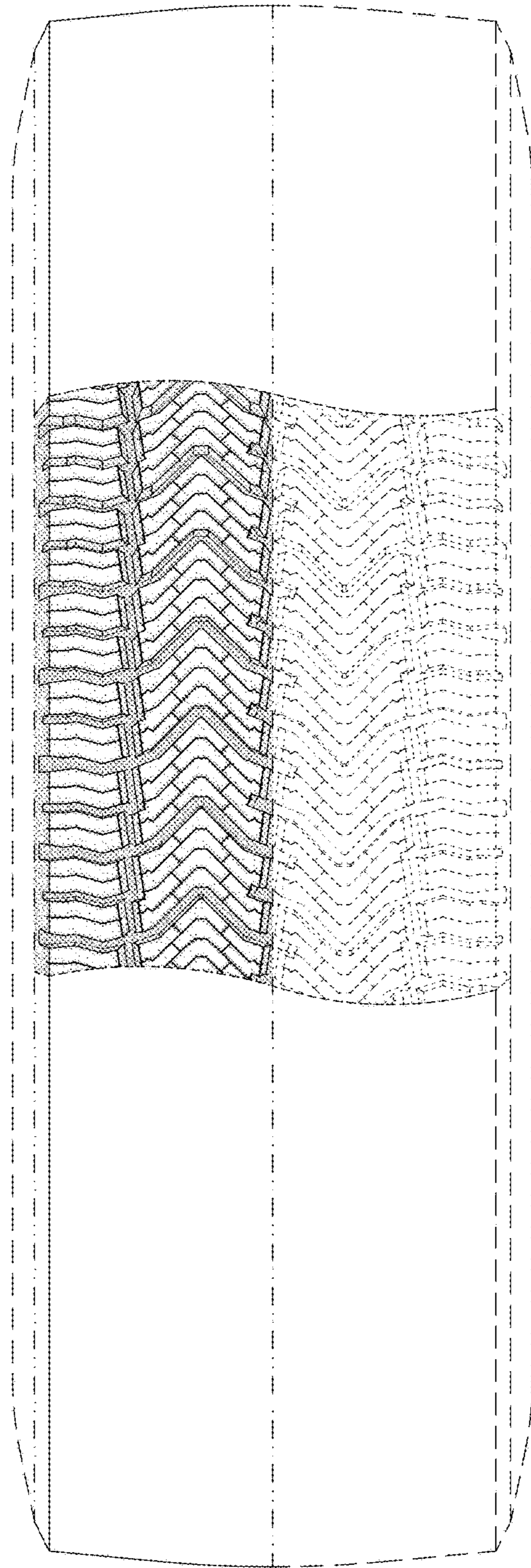


FIG. 2




FIG. 3

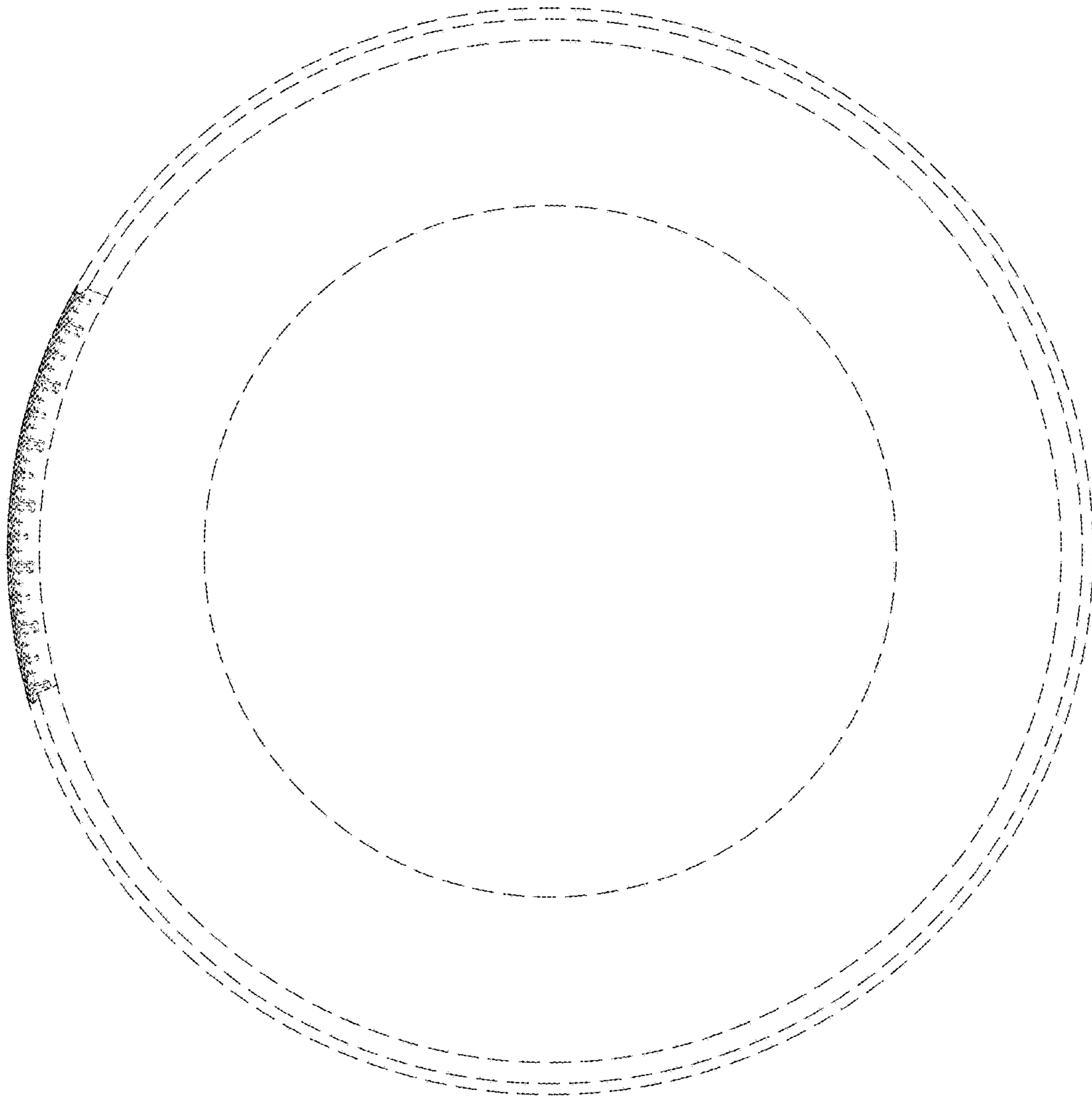


FIG. 4




FIG. 5