



US00D785554S

(12) **United States Design Patent**  
**Krier et al.**

(10) **Patent No.:** **US D785,554 S**

(45) **Date of Patent:** **\*\* May 2, 2017**

(54) **TIRE**

(71) Applicant: **The Goodyear Tire & Rubber Company, Akron, OH (US)**

(72) Inventors: **Jean-Julien Edouard Ghislain Krier, Bastogne (BE); Georges Gaston Feider, Bettborn (LU); Juergen Hotz, Ferschweiler (DE)**

(73) Assignee: **The Goodyear Tire & Rubber Company, Akron, OH (US)**

(\*\*) Term: **15 Years**

(21) Appl. No.: **29/544,978**

(22) Filed: **Nov. 9, 2015**

(51) **LOC (10) Cl.** ..... **12-15**

(52) **U.S. Cl.**  
USPC ..... **D12/599; D12/588**

(58) **Field of Classification Search**  
USPC ..... D12/579, 587, 588, 592, 594, 595, 598, D12/599, 600, 900

CPC ... B60C 11/03; B60C 11/0306; B60C 11/033; B60C 11/1307; B60C 11/1323; B60C 11/11; B60C 2011/0337

See application file for complete search history.

(56) **References Cited**

**U.S. PATENT DOCUMENTS**

D259,112 S *	5/1981	Candiliotis	.....	D12/587
D295,161 S *	4/1988	Ochiai	.....	D12/504
D311,888 S *	11/1990	Guermadi	.....	D12/595
D312,993 S *	12/1990	Guermadi	.....	D12/595
D314,933 S *	2/1991	Goto	.....	D12/594
D317,739 S *	6/1991	Bondini	.....	D12/594
D340,436 S	10/1993	Baus	.....	D12/146
D385,519 S	10/1997	de Briey-Terlinden	.....	D12/147
D388,033 S	12/1997	Scheuren et al.	.....	D12/146
D397,970 S	9/1998	Le et al.	.....	D12/147

D412,302 S	7/1999	Rayman et al.	.....	D12/146
D420,630 S *	2/2000	De Coninck	.....	D12/600
D456,766 S	5/2002	Warchol et al.	.....	D12/579
D467,865 S *	12/2002	Comps	.....	D12/594
D481,990 S *	11/2003	Hanna	.....	D12/579
D492,643 S *	7/2004	Robert	.....	D12/579
D549,157 S	8/2007	Maus et al.	.....	D12/544
D549,163 S *	8/2007	Maus	.....	D12/579

(Continued)

*Primary Examiner* — Robert M Spear

(74) *Attorney, Agent, or Firm* — Robert N. Lipsik

(57) **CLAIM**

The ornamental design for a tire, as shown and described.

**DESCRIPTION**

FIG. 1 is a perspective view of a tire showing our new design, it being understood that the pattern repeats uniformly throughout the circumference of the tread;

FIG. 2 is a front elevational view thereof;

FIG. 3 is a right side elevational view thereof; the opposite side elevational view being identical thereto;

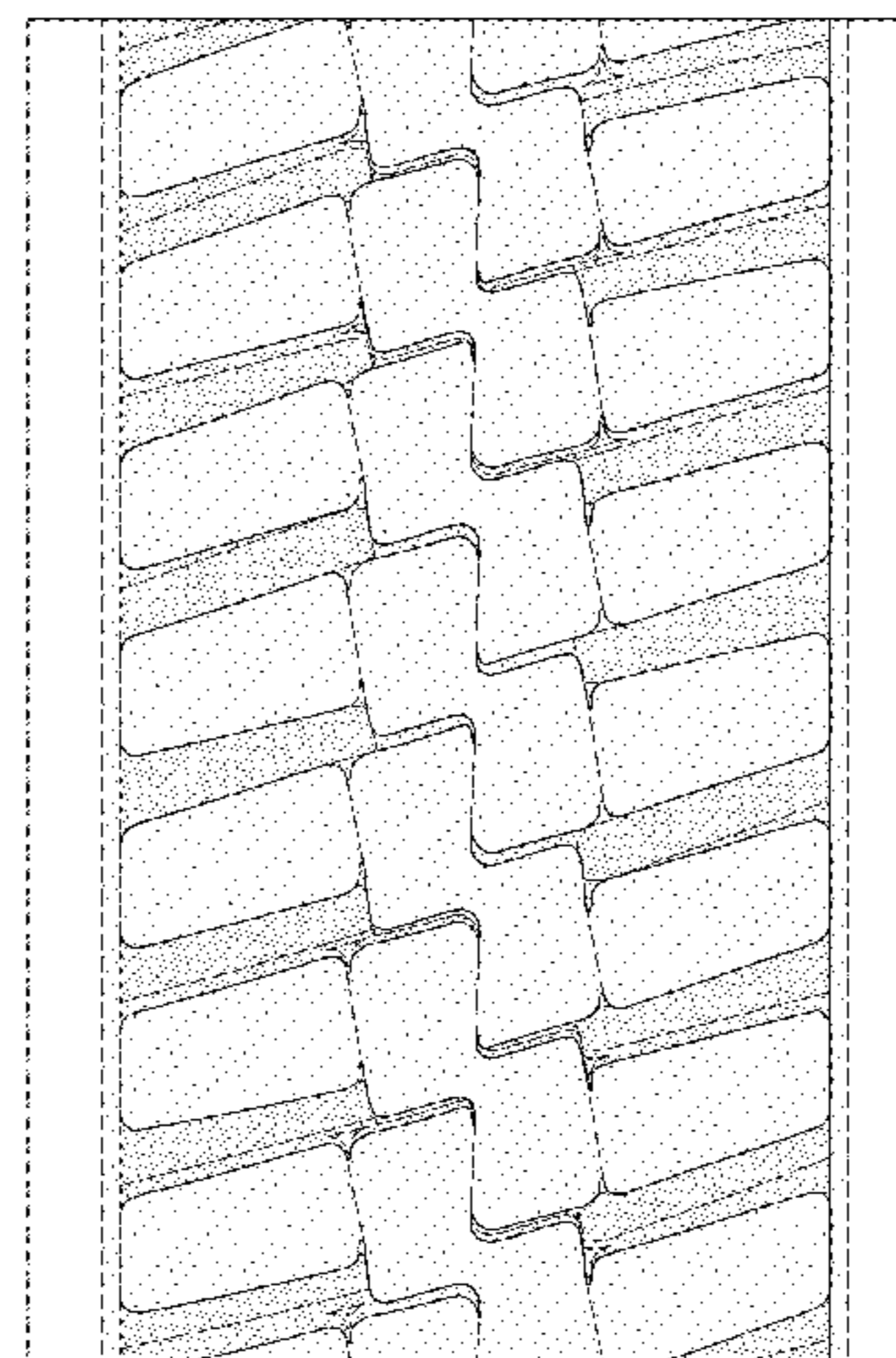
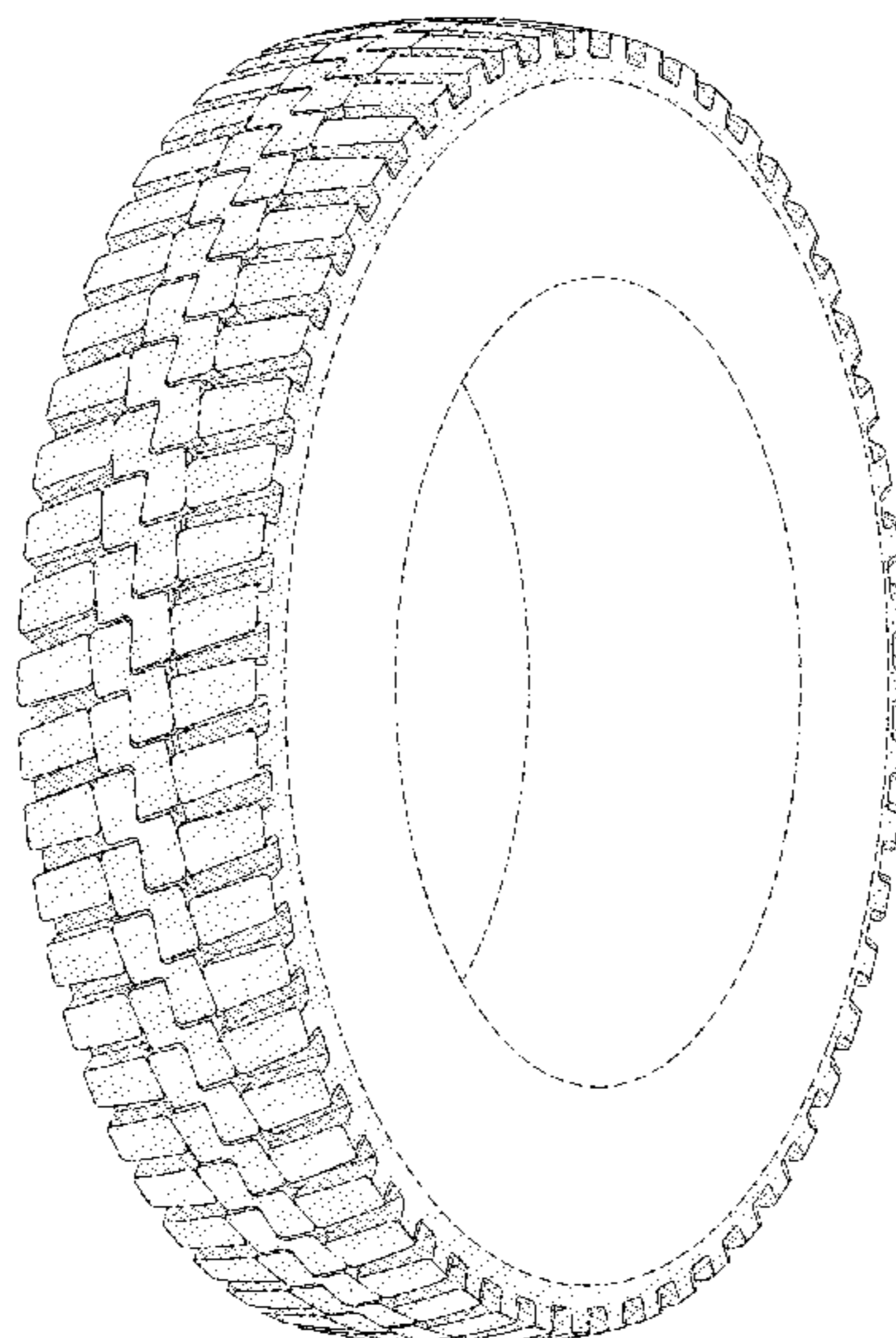
FIG. 4 is an enlarged fragmentary front elevational view thereof;

FIG. 5 is a perspective view of a second embodiment of a tire showing our new design, it being understood that the pattern repeats uniformly throughout the circumference of the tread and that the opposite side view is identical thereto; and,

FIG. 6 is a front elevational view of a second embodiment, it being understood that an enlarged fragmentary view thereof would be substantially identical to that shown in FIG. 4, with the exception of the inclusion of the sidewall in solid lines.

In the drawings, the broken lines showing of the sidewall, inner bead and the peripheral boundary between the tire tread and the sidewall in FIGS. 1 through 4 depict environmental subject matter and form no part of the claimed design.

**1 Claim, 6 Drawing Sheets**



(56)

References Cited

U.S. PATENT DOCUMENTS

D585,820	S *	2/2009	Motta .....	D12/599
D599,731	S	9/2009	Scheuren .....	D12/566
D601,950	S *	10/2009	Pressley .....	D12/588
D606,929	S	12/2009	Song .....	D12/579
D609,629	S *	2/2010	Takada .....	D12/579
D610,075	S *	2/2010	Song .....	D12/593
D612,800	S	3/2010	Lundgren et al. ....	D12/579
D613,677	S *	4/2010	Neubauer .....	D12/579
D620,428	S *	7/2010	Rayman .....	D12/579
D622,211	S	8/2010	Maus et al. ....	D12/579
D627,709	S	11/2010	Harvey et al. ....	D12/579
D634,266	S	3/2011	Shan et al. ....	D12/599
D634,701	S	3/2011	Shan et al. ....	D12/599
D648,674	S	11/2011	Mayni et al. ....	D12/600
D656,085	S	3/2012	Maus et al. ....	D12/544
D662,038	S	6/2012	Mayni et al. ....	D12/600
D684,523	S	6/2013	Scheuren et al. ....	D12/564
D695,210	S *	12/2013	Tanaka .....	D12/579
D731,406	S	6/2015	Yamaguchi .....	D12/600
D733,040	S *	6/2015	Rayman .....	D12/599
D735,118	S	7/2015	Dixon et al. ....	D12/578
D735,119	S	7/2015	Hermann et al. ....	D12/578
D735,644	S *	8/2015	Honda .....	D12/588
9,168,791	B2 *	10/2015	Neubauer .....	B60C 11/0311
D761,191	S *	7/2016	Krier .....	D12/587
2010/0032067	A1 *	2/2010	Neubauer .....	B60C 11/0311
				152/209.1

\* cited by examiner



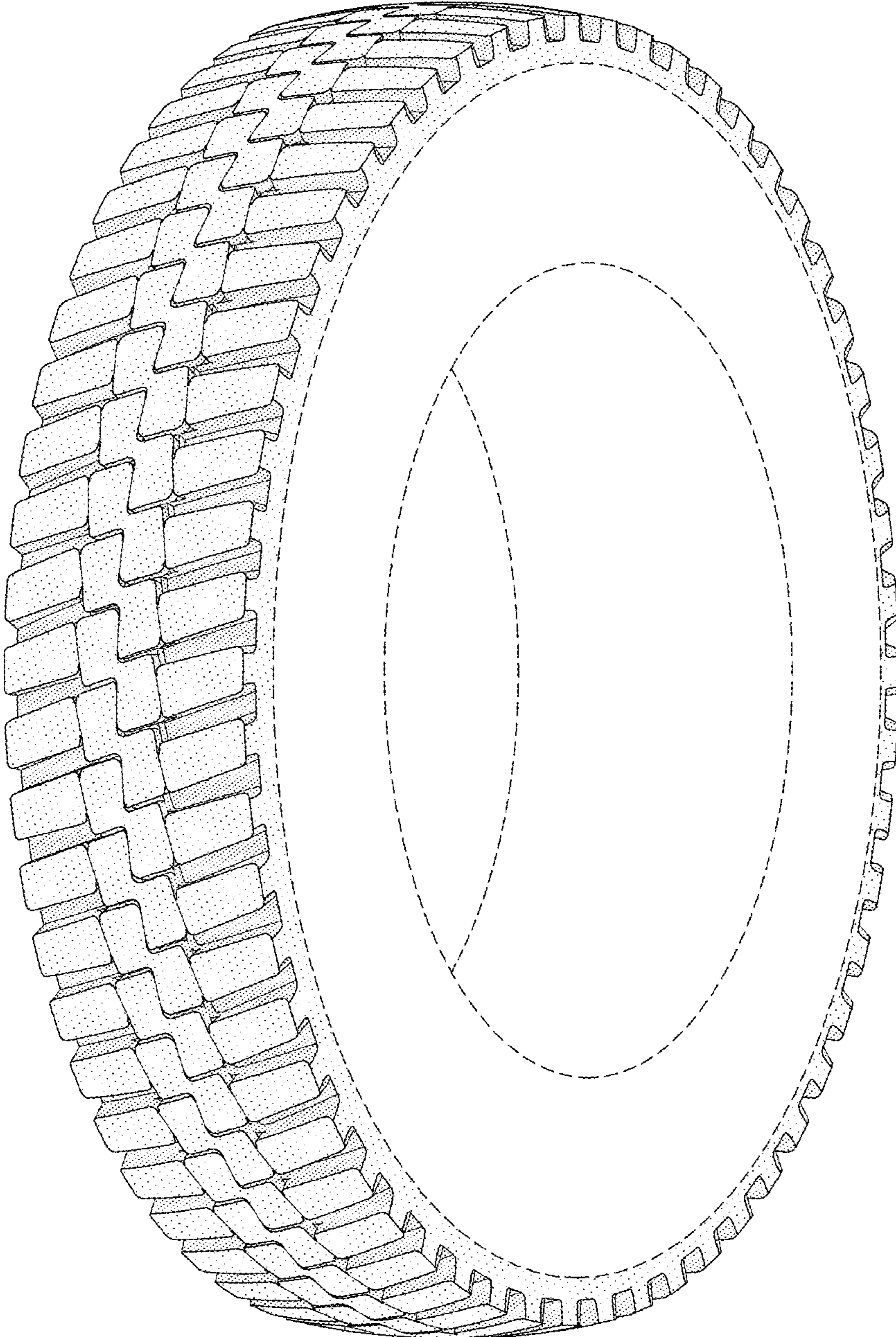


FIG-1

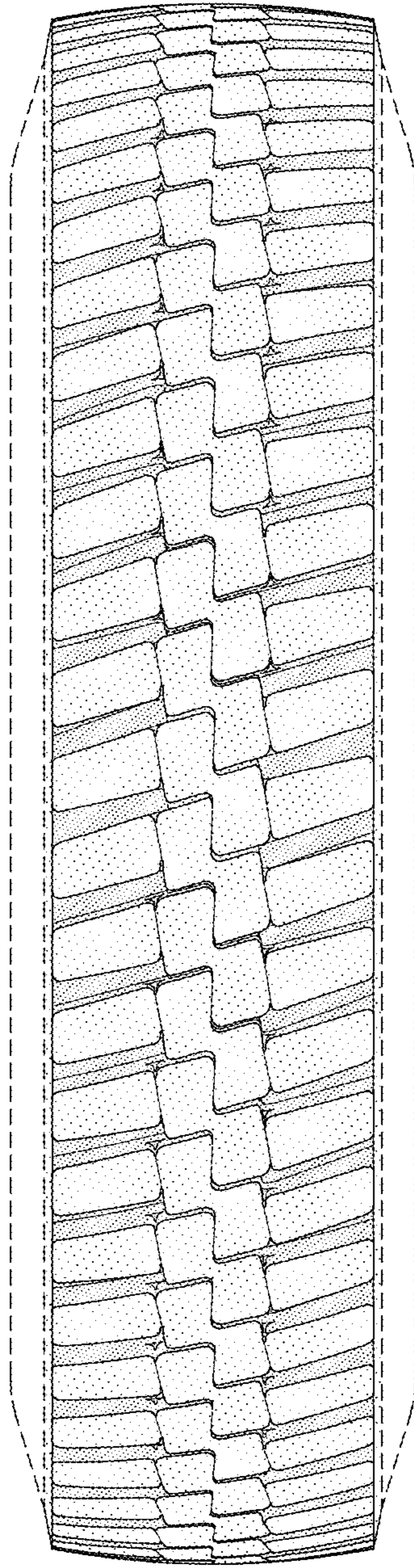


FIG-2




FIG-3



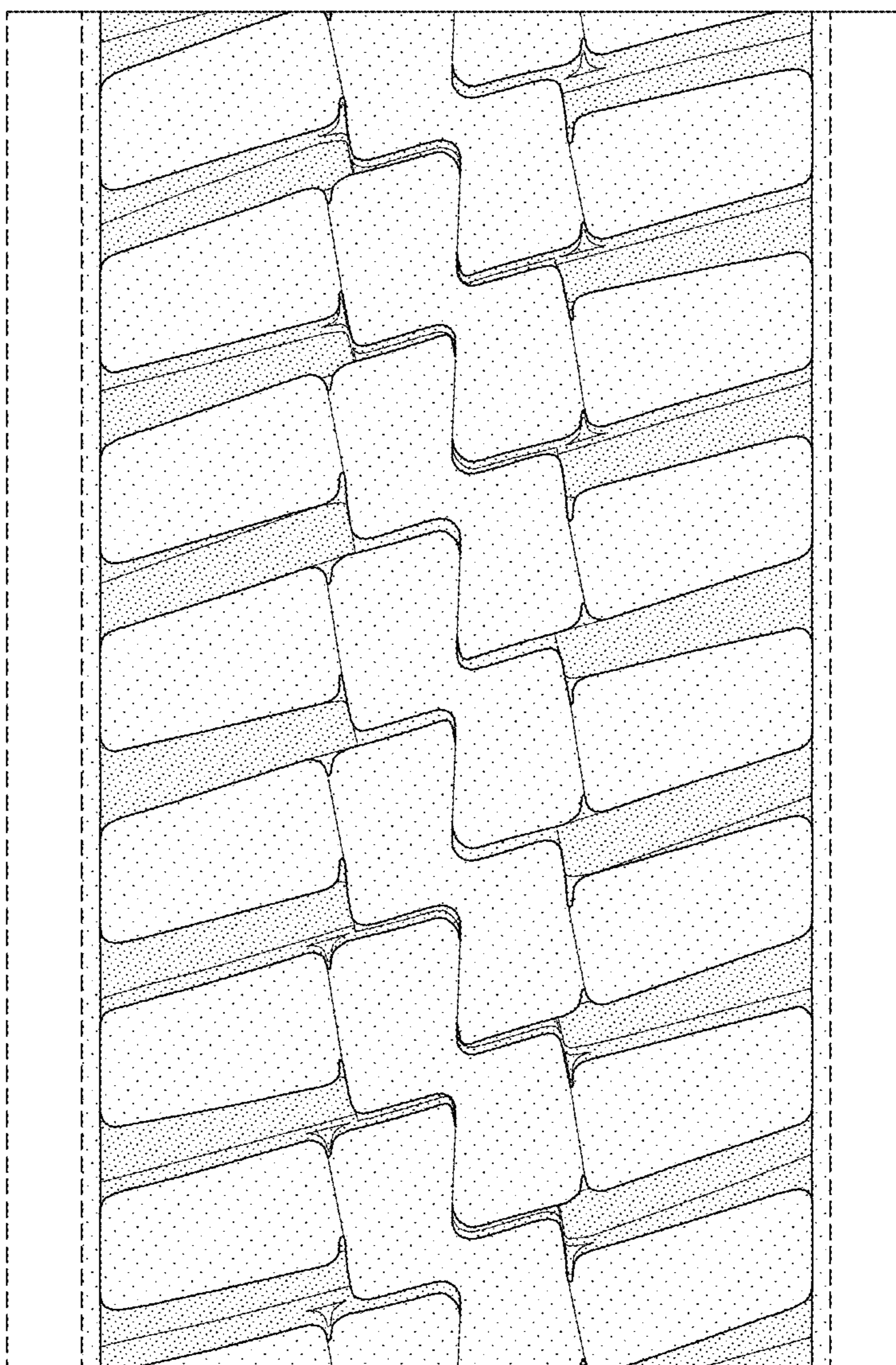


FIG-4

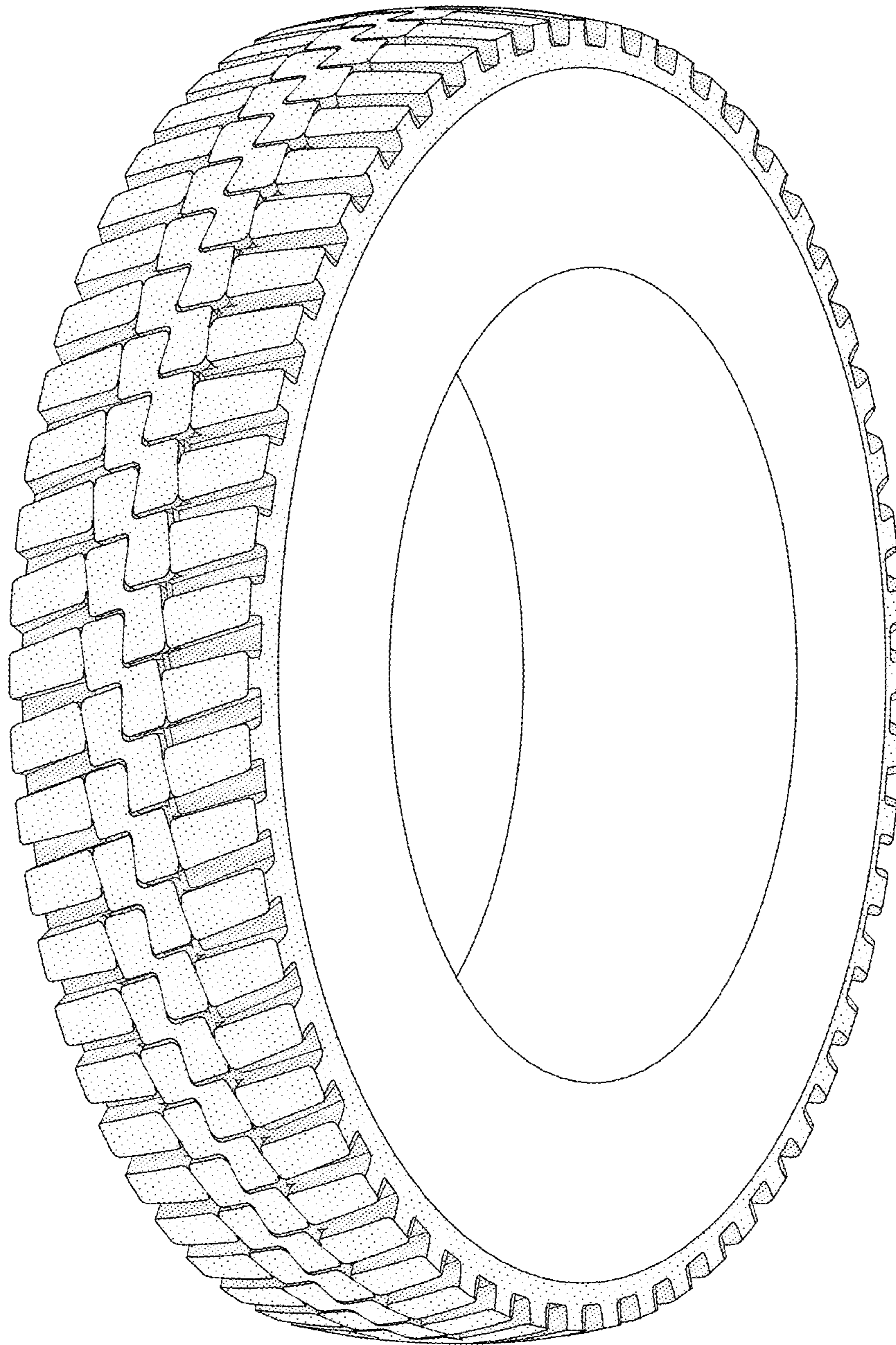


FIG-5

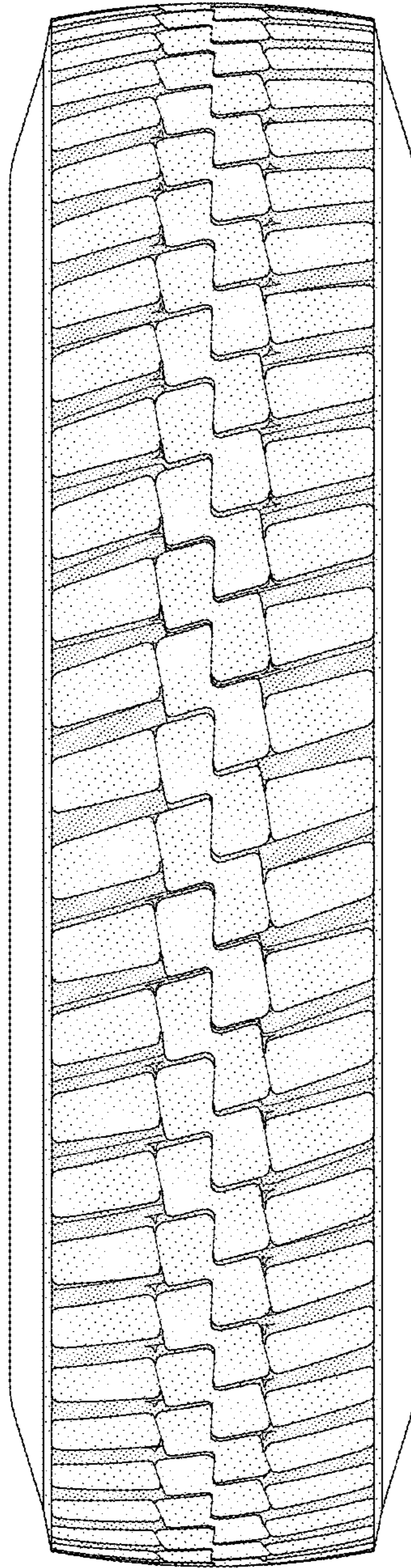


FIG-6