



US00D785548S

(12) **United States Design Patent**
Fukunaga et al.

(10) **Patent No.:** **US D785,548 S**

(45) **Date of Patent:** **** May 2, 2017**

(54) **TREAD PORTION OF AN AUTOMOBILE TIRE**

(71) Applicant: **BRIDGESTONE CORPORATION**,
Tokyo (JP)

(72) Inventors: **Takayuki Fukunaga**, Tokyo (JP); **Akio Kusano**, Tokyo (JP)

(73) Assignee: **BRIDGESTONE CORPORATION**,
Chuo-ku, Tokyo (JP)

(**) Term: **15 Years**

(21) Appl. No.: **29/543,866**

(22) Filed: **Oct. 29, 2015**

(30) **Foreign Application Priority Data**

Apr. 30, 2015 (JP) 2015-009786

(51) **LOC (10) Cl.** **12-15**

(52) **U.S. Cl.**
USPC **D12/553**

(58) **Field of Classification Search**
USPC D12/533-567
CPC B60C 1/0016; B60C 11/0306; B60C 11/0302; B60C 3/06; B60C 9/17
See application file for complete search history.

(56) **References Cited**

U.S. PATENT DOCUMENTS

D459,293 S *	6/2002	Baker	D12/556
D489,317 S *	5/2004	Yamane	D12/550
D490,362 S *	5/2004	Salvan	D12/550
D512,959 S *	12/2005	Fukunaga	D12/556
D547,258 S *	7/2007	Fontaine	D12/550
D577,658 S *	9/2008	Murata	D12/550
D584,219 S *	1/2009	Sato	D12/551

D610,527 S *	2/2010	Youn	D12/503
D613,675 S *	4/2010	Perrin	D12/553
D655,670 S *	3/2012	Zhao	D12/550
D676,799 S *	2/2013	Sanae	D12/556
D696,183 S *	12/2013	Yasunaga	D12/550
D719,083 S *	12/2014	Hayashi	D12/555

FOREIGN PATENT DOCUMENTS

JP 1323308 S 3/2008

OTHER PUBLICATIONS

JPO Office Action for Application No. 2015-009786 dated Jul. 28, 2015.

* cited by examiner

Primary Examiner — Robert M Spear

Assistant Examiner — John Voytek

(74) *Attorney, Agent, or Firm* — Sughrue Mion, PLLC

(57) **CLAIM**

The ornamental design for a tread portion of an automobile tire, as shown and described.

DESCRIPTION

FIG. 1 is a perspective view of the tread portion of an automobile tire showing my design;
 FIG. 2 is a front view thereof;
 FIG. 3 is a top view thereof;
 FIG. 4 is a right side view thereof;
 FIG. 5 is a fragmentary enlarged front view showing the details of the tread portion thereof;
 FIG. 6 is a section view taken along line 6-6 in FIG. 5; and,
 FIG. 7 is a section view taken along line 7-7 in FIG. 5.
 The broken lines are used to show portions of the tread portion of an automobile tire that are not being claimed, and thus form no part of the claimed design.

1 Claim, 7 Drawing Sheets


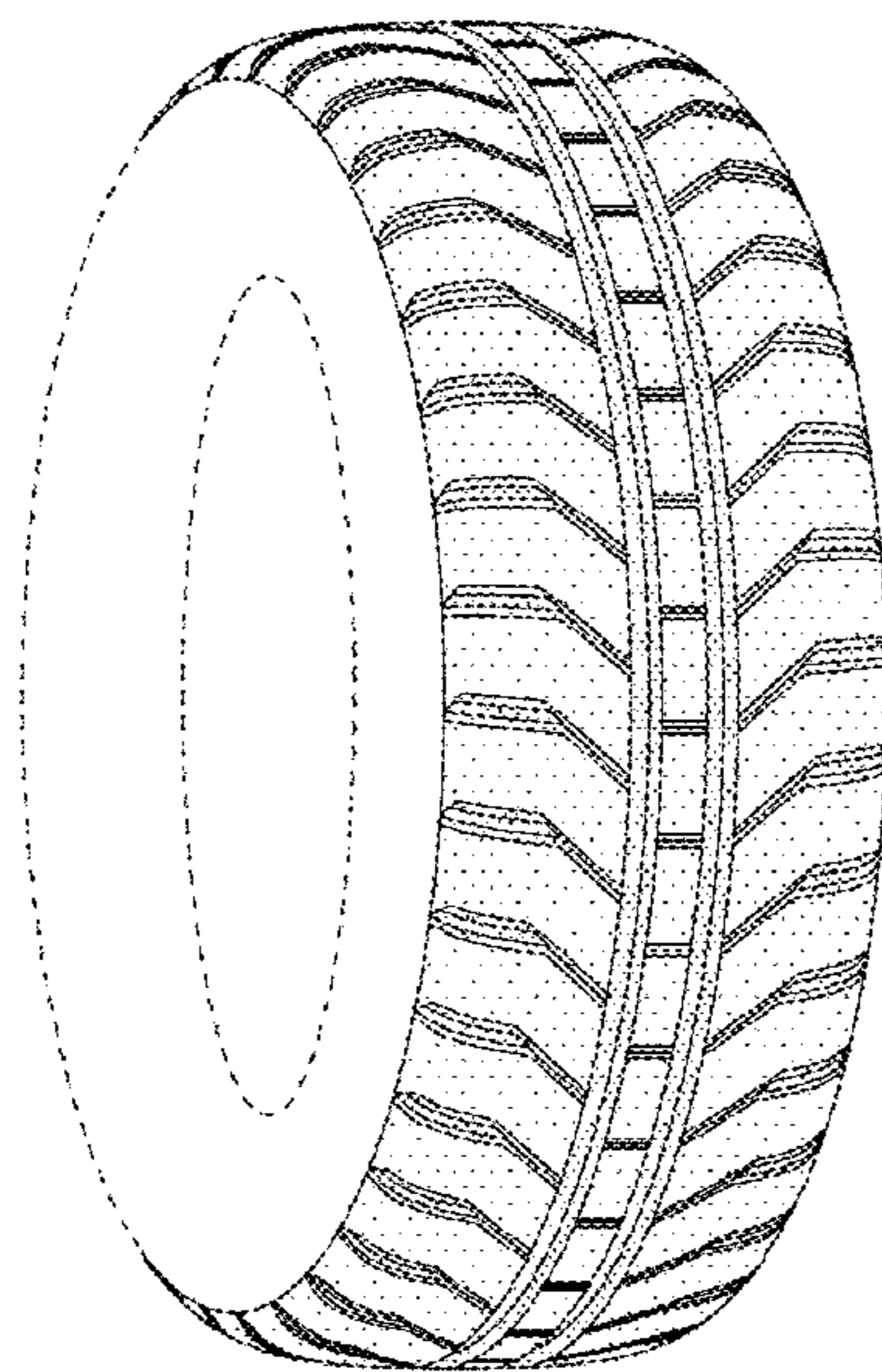


FIG. 1

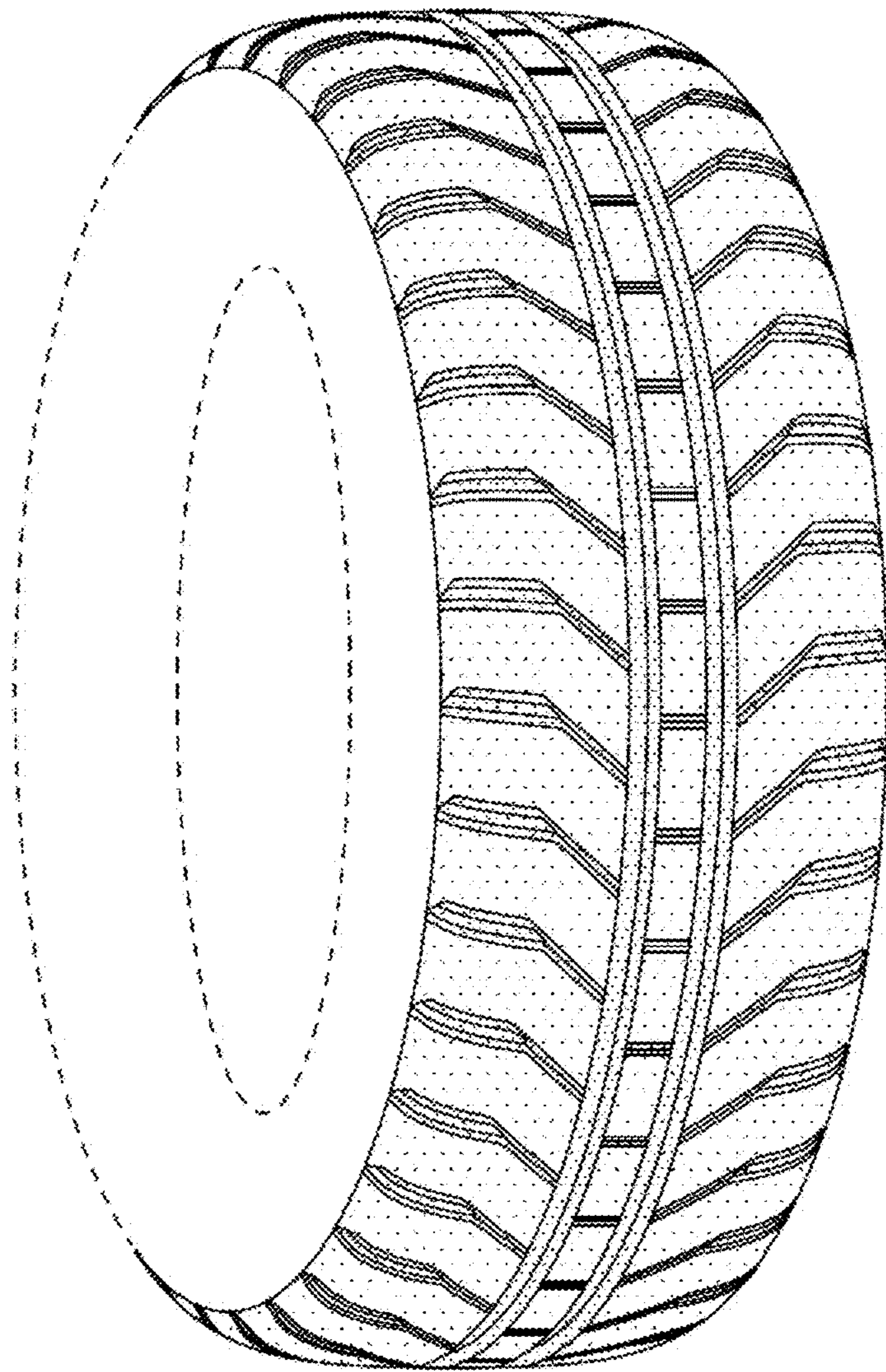


FIG. 2

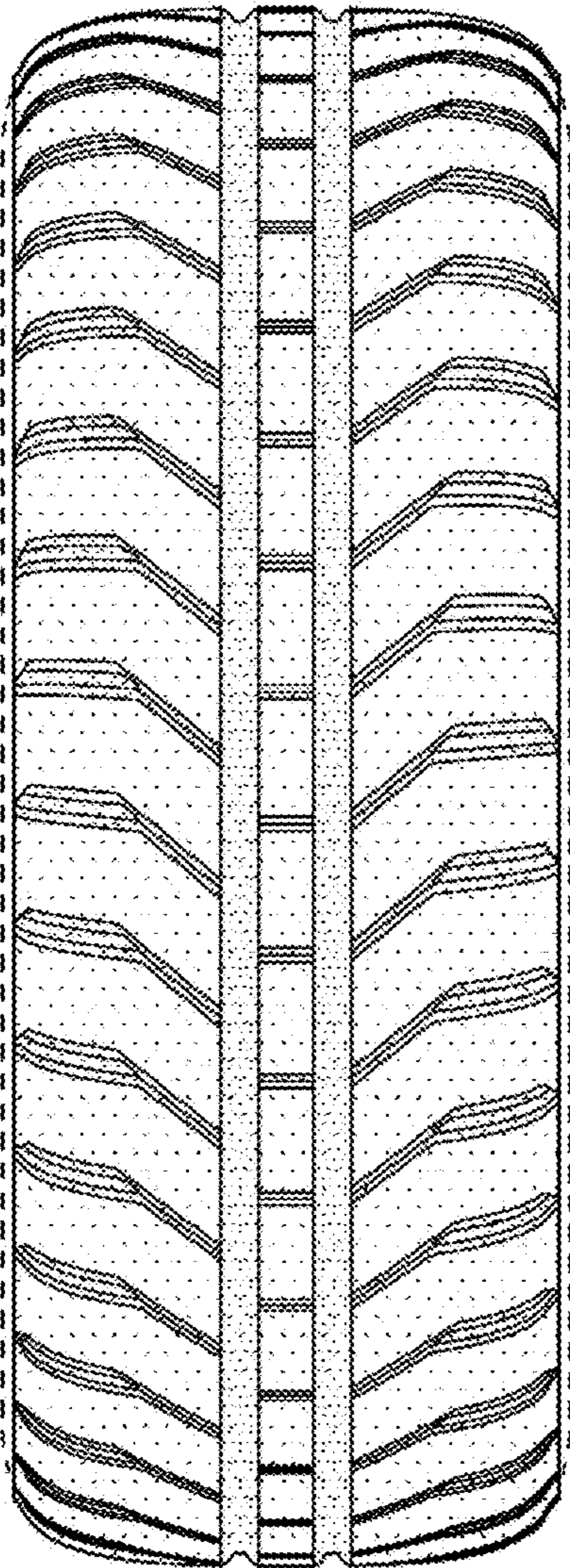


FIG. 3

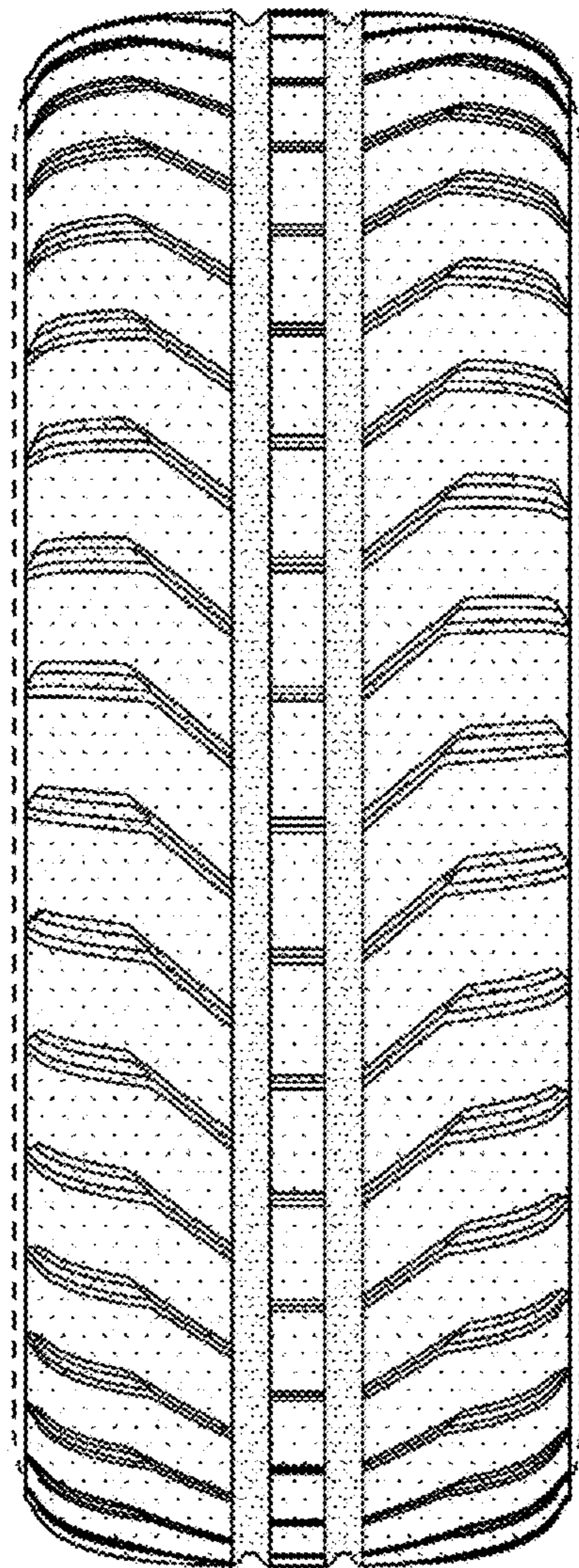


FIG. 4

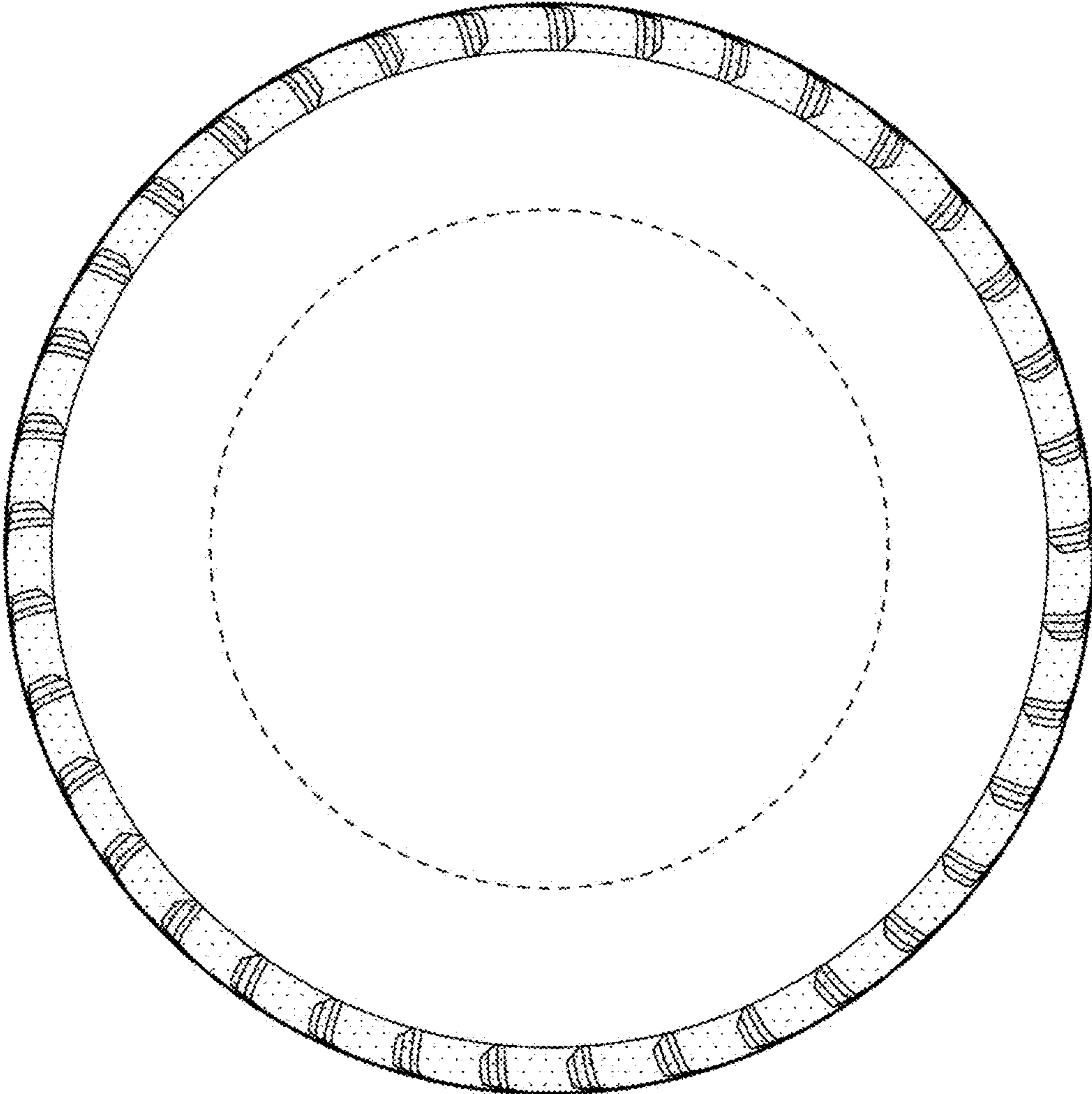


FIG. 5

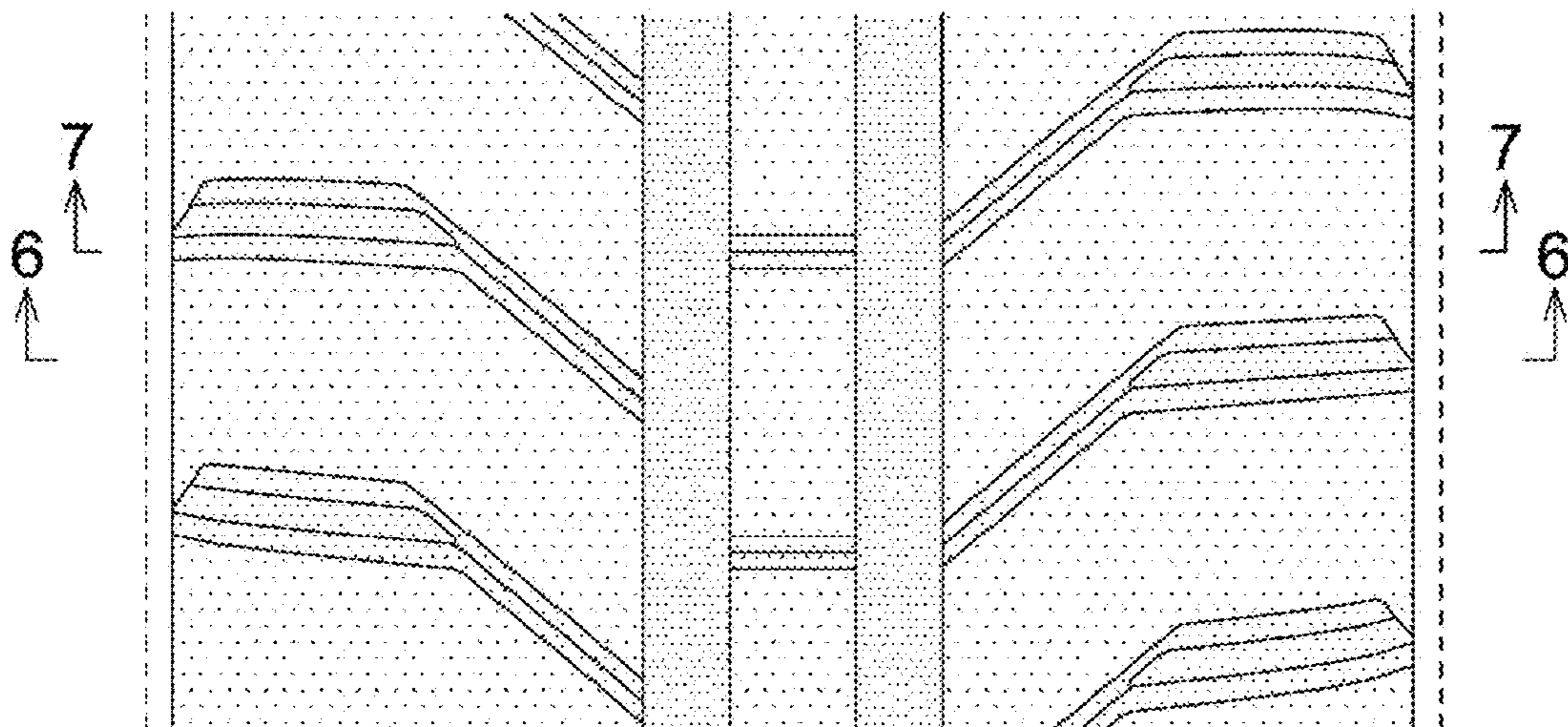


FIG. 6



FIG. 7

