



US00D785545S

(12) **United States Design Patent**  
**Nakajima**

(10) **Patent No.:** **US D785,545 S**

(45) **Date of Patent:** **\*\* May 2, 2017**

- (54) **TIRE FOR AUTOMOBILE**
- (71) Applicant: **The Goodyear Tire & Rubber Company, Akron, OH (US)**
- (72) Inventor: **Sho Nakajima, Hyogo-ken (JP)**
- (73) Assignee: **The Goodyear Tire & Rubber Company, Akron, OH (US)**
- (\*\*) Term: **15 Years**
- (21) Appl. No.: **29/555,194**
- (22) Filed: **Feb. 19, 2016**
- (51) **LOC (10) Cl.** ..... **12-15**
- (52) **U.S. Cl.**  
USPC ..... **D12/521**
- (58) **Field of Classification Search**  
USPC ..... 152/5, 151, 152.1, 167, 208,  
152/209.1-209.28, 246, 450, 526, 527,  
152/532, 535, 538, 541; D12/145,  
D12/500-605, 900-901  
CPC ..... B60C 11/00; B60C 2011/0337; B60C  
2011/0339; B60C 2011/0386; B60C 3/00;  
B60C 3/08; B60C 1/00; B60C 2200/00;  
B60C 2200/02; B60C 2200/04; B60C  
2200/06; B60C 2200/065; B60C 2200/08;  
B60C 2200/10; B60C 2200/12; B60C  
2200/14; B60C 7/00; B60C 7/02; B60C  
7/04; B60C 7/06; B60C 7/08; B60C 5/00;  
B60C 13/00  
See application file for complete search history.

(56) **References Cited**

**U.S. PATENT DOCUMENTS**

D379,448 S	5/1997	Graas et al.	.....	D12/147
D402,243 S	12/1998	Heinen	.....	D12/147
D418,784 S	1/2000	Kawai	.....	D12/147
D429,190 S	8/2000	Baker	.....	D12/146

D430,827 S	9/2000	Baker	.....	D12/146
D451,068 S	11/2001	Heinen et al.	.....	D12/547
D460,405 S	7/2002	Schmidt	.....	D12/583
D480,045 S	9/2003	Durand et al.	.....	D12/601
D485,802 S	1/2004	Hiro	.....	D12/559
D491,131 S	6/2004	Labbe et al.	.....	D12/567
D507,233 S	7/2005	Daisho et al.	.....	D12/559
D529,436 S	10/2006	Koya et al.	.....	D12/601
D579,855 S	* 11/2008	Fontaine	.....	D12/521
D589,438 S	3/2009	Heinen et al.	.....	D12/602
D592,588 S	5/2009	Heinen et al.	.....	D12/564
D600,195 S	9/2009	Fontaine et al.	.....	D12/564
D601,946 S	10/2009	Fontaine et al.	.....	D12/553
D606,926 S	* 12/2009	Heinen	.....	D12/521
D610,973 S	3/2010	Dixon et al.	.....	D12/600
D614,116 S	4/2010	Scheifele et al.	.....	D12/559
D644,982 S	9/2011	Lee	.....	D12/527
D653,606 S	* 2/2012	Raatikainen	.....	D12/521
D668,598 S	* 10/2012	Hughes	.....	D12/521
D687,367 S	8/2013	Kawasaki	.....	D12/532
D696,621 S	12/2013	Harvey et al.	.....	D12/516
D724,005 S	* 3/2015	Hughes	.....	D12/515

(Continued)

*Primary Examiner* — Manpreet Matharu

*Assistant Examiner* — Keith Wilson

(74) *Attorney, Agent, or Firm* — Robert N. Lipsik

(57) **CLAIM**

The ornamental design for a tire for automobile, as shown and described.

**DESCRIPTION**

FIG. 1 is a perspective view of a tire for automobile showing my new design, it being understood that the pattern repeats uniformly throughout the circumference of the tread;  
 FIG. 2 is a front elevational view thereof;  
 FIG. 3 is a right side elevational view thereof; the left side elevational view being identical thereto; and,  
 FIG. 4 is an enlarged fragmentary front elevational view thereof.

**1 Claim, 4 Drawing Sheets**



(56)

**References Cited**

U.S. PATENT DOCUMENTS

D733,036 S *	6/2015	Kuwano .....	D12/521
D734,243 S *	7/2015	Mosko .....	D12/532
D737,752 S *	9/2015	Shondel .....	D12/521
D738,291 S	9/2015	Taniguchi .....	D12/532
D740,207 S	10/2015	Yoshida .....	D12/564
D752,504 S *	3/2016	Sareen .....	D12/521
D756,893 S *	5/2016	Son .....	D12/531
D761,717 S *	7/2016	Fu .....	D12/521
D768,054 S *	10/2016	Wang .....	D12/523
D773,976 S *	12/2016	Dixon .....	D12/515
D773,977 S *	12/2016	Dixon .....	D12/521

\* cited by examiner





FIG - 1




FIG - 2






FIG - 3






FIG - 4