



US00D785542S

(12) **United States Design Patent** (10) **Patent No.:** **US D785,542 S**
Patel et al. (45) **Date of Patent:** **** May 2, 2017**

(54) **VEHICLE ROOF**

(56) **References Cited**

(71) Applicant: **Jaguar Land Rover Limited**, Whitley, Coventry (GB)

U.S. PATENT DOCUMENTS

(72) Inventors: **Paven Patel**, Coventry (GB); **Alex Chan**, Coventry (GB)

D438,167 S *	2/2001	Goplen	D12/404
D438,840 S *	3/2001	Dowdey	D12/404
D483,317 S *	12/2003	Dowdey	D12/404
D488,121 S *	4/2004	Dowdey	D12/404
D615,477 S *	5/2010	Leone	D12/404
D616,355 S *	5/2010	Leone	D12/404
D748,564 S *	2/2016	Frascella	D12/404

(73) Assignee: **Jaguar Land Rover Limited**, Whitley, Coventry (GB)

* cited by examiner

(**) Term: **15 Years**

Primary Examiner — Katrina A Betton

(21) Appl. No.: **29/532,491**

(74) *Attorney, Agent, or Firm* — Wood Herron & Evans LLP

(22) Filed: **Jul. 7, 2015**

(57) **CLAIM**

(30) **Foreign Application Priority Data**

The ornamental design for a vehicle roof, as shown and described.

Jul. 1, 2015 (EM) 002729889

DESCRIPTION

(51) **LOC (10) Cl.** **12-16**

FIG. 1 is a right front quarter view of a vehicle roof in accordance with the present invention.

(52) **U.S. Cl.**

FIG. 2 is a left rear quarter view thereof.

USPC **D12/404**

FIG. 3 is a front view thereof.

(58) **Field of Classification Search**

USPC D12/401-405; D6/610, 611, 596, 601, D6/602, 603, 615, 617, 621; D7/332, D7/334-337

FIG. 4 is a rear view thereof.

CPC B62J 19/00; B62J 1/18; B62J 1/26; B62J 1/24; B62J 1/28; B62J 1/22


FIG. 5 is a left side view thereof.

See application file for complete search history.

FIG. 6 is a right side view thereof; and,

FIG. 7 is a top view thereof.

1 Claim, 3 Drawing Sheets






FIG. 1




FIG. 2

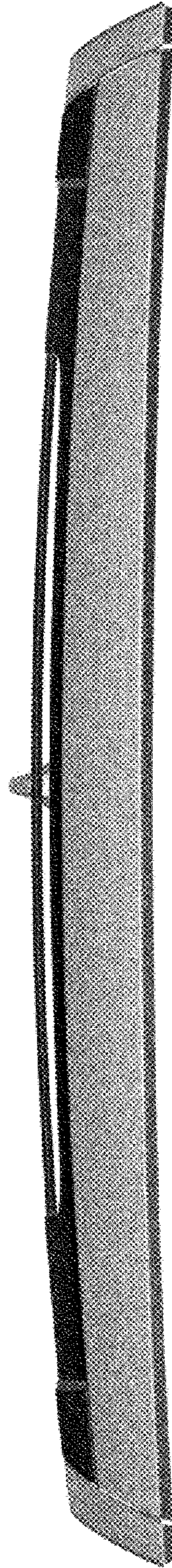


FIG. 3

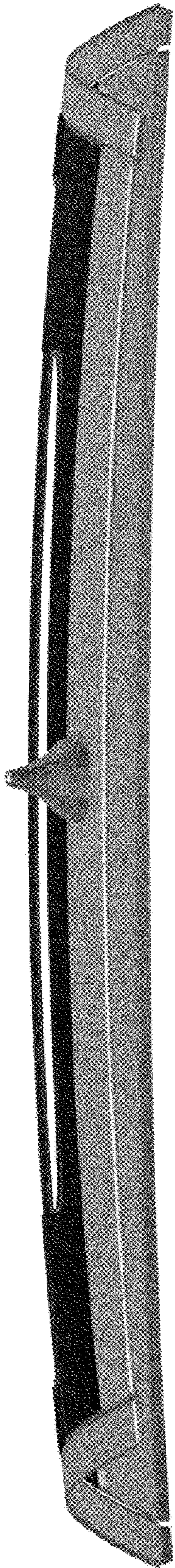


FIG. 4




FIG. 5

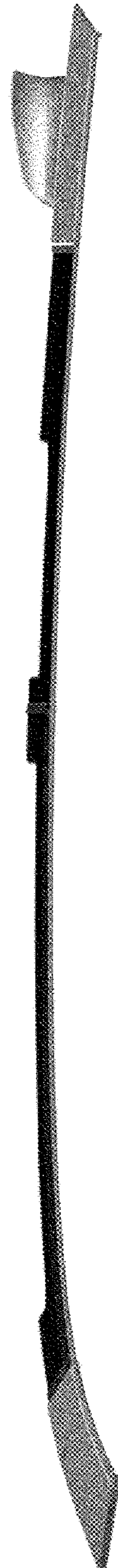


FIG. 6




FIG. 7