



US00D785535S

(12) **United States Design Patent**
Valencia Pollex

(10) **Patent No.:** **US D785,535 S**

(45) **Date of Patent:** **** May 2, 2017**

(54) **VEHICLE WHEEL RIM**

(71) Applicant: **AUDI AG**, Ingolstadt (DE)

(72) Inventor: **Andreas Valencia Pollex**, Ingolstadt (DE)

(73) Assignee: **AUDI AG**, Ingolstadt (DE)

(**) Term: **15 Years**

(21) Appl. No.: **29/555,201**

(22) Filed: **Feb. 19, 2016**

(30) **Foreign Application Priority Data**

Aug. 19, 2015 (EM) 002 757 005-0001

(51) **LOC (10) Cl.** **12-16**

(52) **U.S. Cl.**
USPC **D12/209**

(58) **Field of Classification Search**
USPC D12/204-213

CPC B60B 7/00; B60B 7/02; B60B 7/04; B60B 7/01; B60B 7/06; B60B 3/02; B60B 3/04; B60B 3/06; B60B 3/10; B60B 1/00; B60B 1/08; B60B 1/10; B60B 1/12

See application file for complete search history.

(56) **References Cited**

U.S. PATENT DOCUMENTS

D492,235 S * 6/2004 Nordmann D12/211
D542,728 S * 5/2007 Ichinose D12/211
D558,118 S * 12/2007 Hueller D12/211

D594,801 S * 6/2009 Imai D12/211
D613,657 S * 4/2010 Cortes D12/209
D644,977 S * 9/2011 Juergens D12/211
D648,254 S * 11/2011 Barry D12/209
D649,102 S * 11/2011 Gallert D12/211
D651,956 S * 1/2012 Ectors D12/209
D660,763 S * 5/2012 Chan D12/209
D671,057 S * 11/2012 Tanevski D12/209
D673,093 S * 12/2012 Platto D12/209
D673,104 S * 12/2012 Lemke D12/211
D674,330 S * 1/2013 Kito D12/209
D729,721 S * 5/2015 Fahr-Becker D12/211
D731,389 S * 6/2015 Gotschke D12/211
D748,034 S * 1/2016 Hall D12/211
D751,019 S * 3/2016 Behmer D12/211
D755,691 S * 5/2016 Gardavsky D12/209
D760,143 S * 6/2016 Gallert D12/211
D763,761 S * 8/2016 Dionisopoulos D12/209
D763,763 S * 8/2016 Stone D12/209
D776,039 S * 1/2017 Valencia Pollex D12/209

* cited by examiner

Primary Examiner — Stacia Cadmus

(74) *Attorney, Agent, or Firm* — Lucas & Mercanti, LLP; Klaus P. Stoffel

(57) **CLAIM**

The ornamental design for a vehicle wheel rim, as shown and described.

DESCRIPTION

FIG. 1 is a front view of the vehicle wheel rim of the present invention; and,

FIG. 2 is a front, side perspective view thereof.

1 Claim, 2 Drawing Sheets







Fig. 1




Fig. 2