



US00D785523S

(12) **United States Design Patent** (10) **Patent No.:** **US D785,523 S**
McMath (45) **Date of Patent:** **** May 2, 2017**

(54) **PAIR OF FRONT FENDERS**

- (71) Applicant: **Robert Roy McMath**, Riverside, CA (US)
- (72) Inventor: **Robert Roy McMath**, Riverside, CA (US)
- (**) Term: **15 Years**
- (21) Appl. No.: **29/543,226**
- (22) Filed: **Oct. 22, 2015**
- (51) **LOC (10) Cl.** **12-16**
- (52) **U.S. Cl.**
USPC **D12/184**
- (58) **Field of Classification Search**
USPC D12/86, 90, 91, 92, 93, 400, 163, 164, D12/167, 181, 184, 196, 202
CPC B62D 25/02; B62D 25/16; B62D 25/18; B62D 25/161
See application file for complete search history.

(56) **References Cited**

U.S. PATENT DOCUMENTS

2,582,839	A *	1/1952	Lippard	B62D 25/12
					180/69.2
D466,444	S *	12/2002	Meadows	D12/91
D548,646	S *	8/2007	Green, Jr.	D12/12
D548,647	S *	8/2007	Green, Jr.	D12/12
D568,792	S *	5/2008	Moushegian	D12/91
D573,507	S *	7/2008	Moushegian	D12/91
D579,824	S *	11/2008	Pandey	D12/12
D592,101	S *	5/2009	Green, Jr.	D12/12
D592,545	S *	5/2009	Green, Jr.	D12/12
D592,546	S *	5/2009	Hammick	D12/12
D679,628	S *	4/2013	Darwish	D12/91
2014/0224851	A1 *	8/2014	Hancock	B60R 9/055
					224/401

FOREIGN PATENT DOCUMENTS

WO	WO 2014064394	A2 *	5/2014	B62D 25/105
----	---------------	------	--------	-------	-------------

OTHER PUBLICATIONS

Jeep Front Fender, by VPR, [retrieved on Sep. 8, 2016]. Retrieved from the Internet <URL: http://vpr4x4.com/site/portfolio_page/jeep-jk-front-bumper-ultimjeep-jk-fender/>.*
 Smittybilt Front Fenders by Knight_Customs, published Jul. 23, 2016, [retrieved on Sep. 8, 2016]. Retrieved from the internet <URL: <http://www.shapeways.com/product/FLW564BN4/aj10023-smittybilt-xrc-jk-front-fenders?optionId=58426795>>.*

* cited by examiner

Primary Examiner — Sheryl Lane

Assistant Examiner — Suzette Murphy

(74) *Attorney, Agent, or Firm* — Curtis L. Harrington; Harrington & Harrington

(57) **CLAIM**

The ornamental design for a pair of front fenders, as shown and described.

DESCRIPTION

FIG. 1 is a perspective view of one of the fenders in a pair of front fenders shown with a vehicle in broken line format, the other one of the fenders in a pair of front fenders being a mirror image thereof;

FIG. 2 is an upper perspective view of one of the fenders in a pair of front fenders shown without the remainder of the vehicle;

FIG. 3 is a side view thereof;

FIG. 4 is a front view thereof;

FIG. 5 is a top view thereof;

FIG. 6 is a bottom view thereof; and,

FIG. 7 is a rear view thereof.

The other one of the pair of rear fenders not shown is a mirror image of FIGS. 1 through 7. The dash-dash broken lines and subject matter inside of the dash-dash broken lines form no part of the claimed design. The dash-dot-dot broken lines shown in the drawings illustrate environmental subject matter which forms no part of the design.

1 Claim, 3 Drawing Sheets

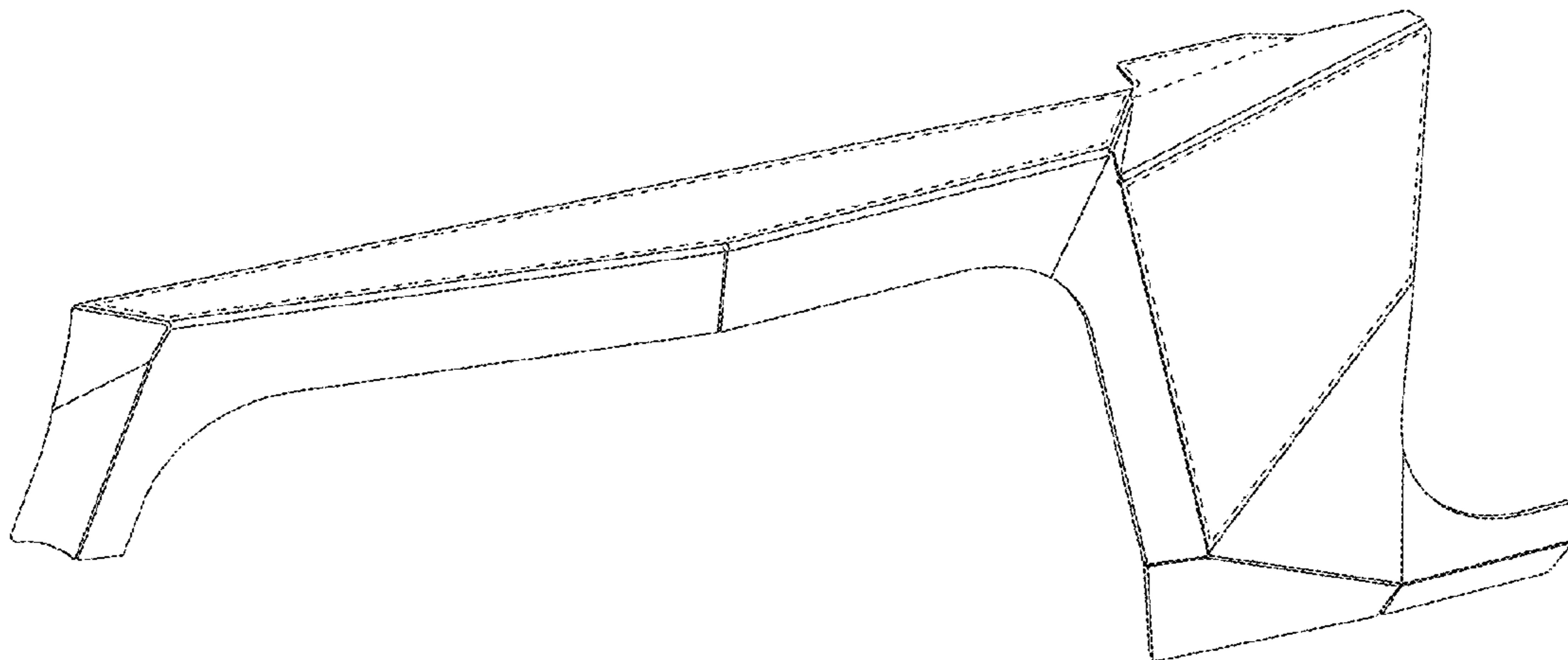


FIG. 1




FIG. 2

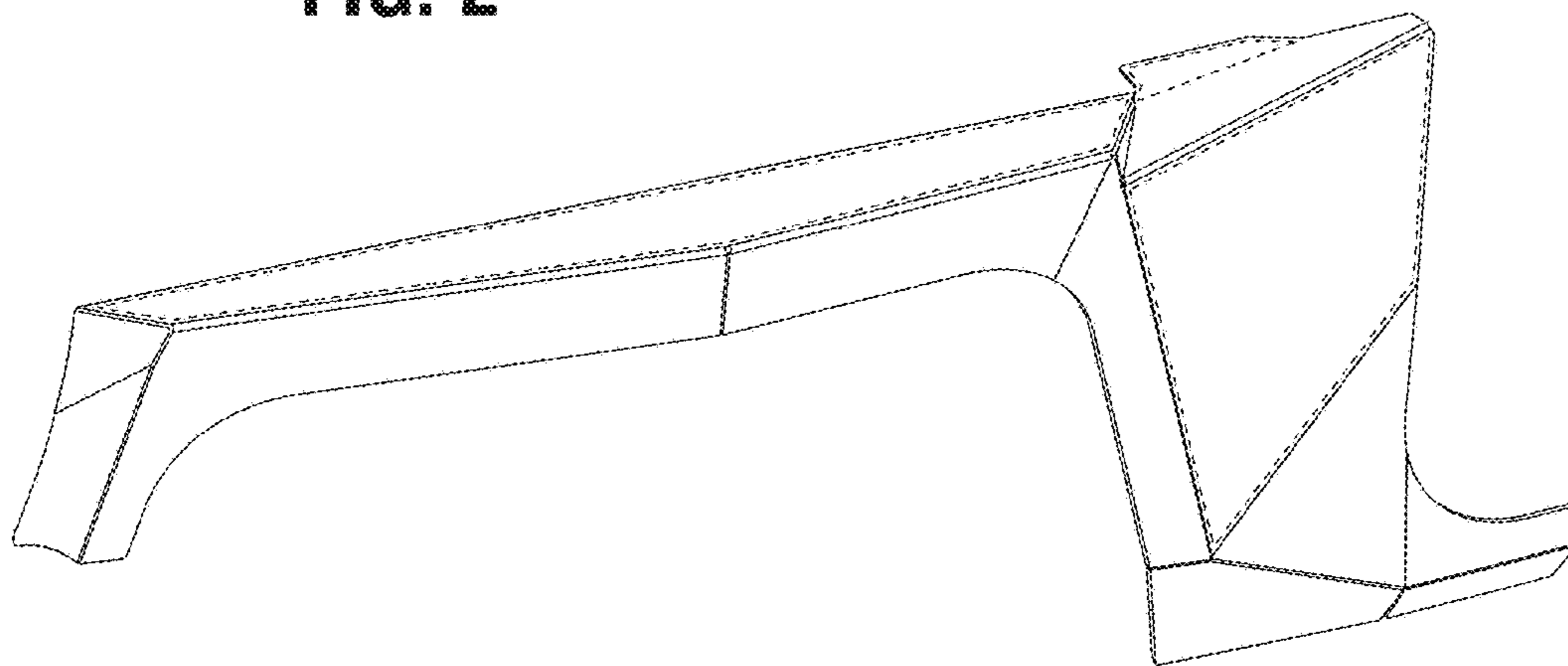


FIG. 4

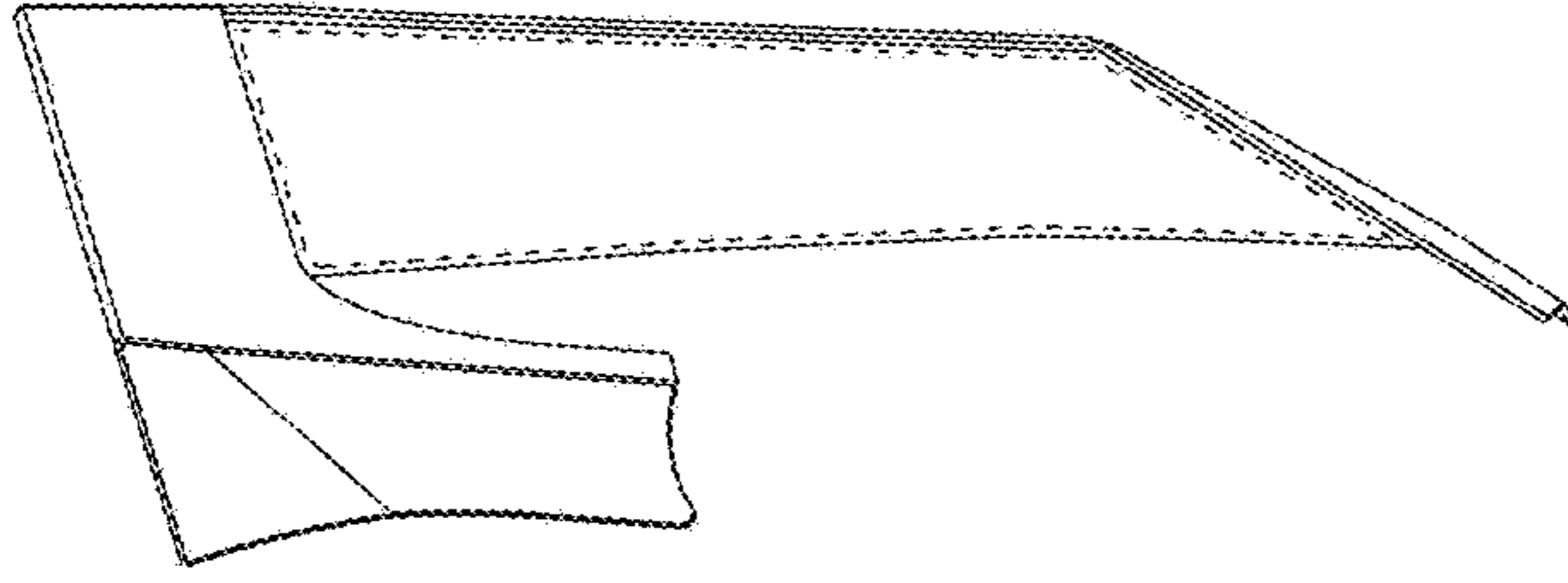


FIG. 3

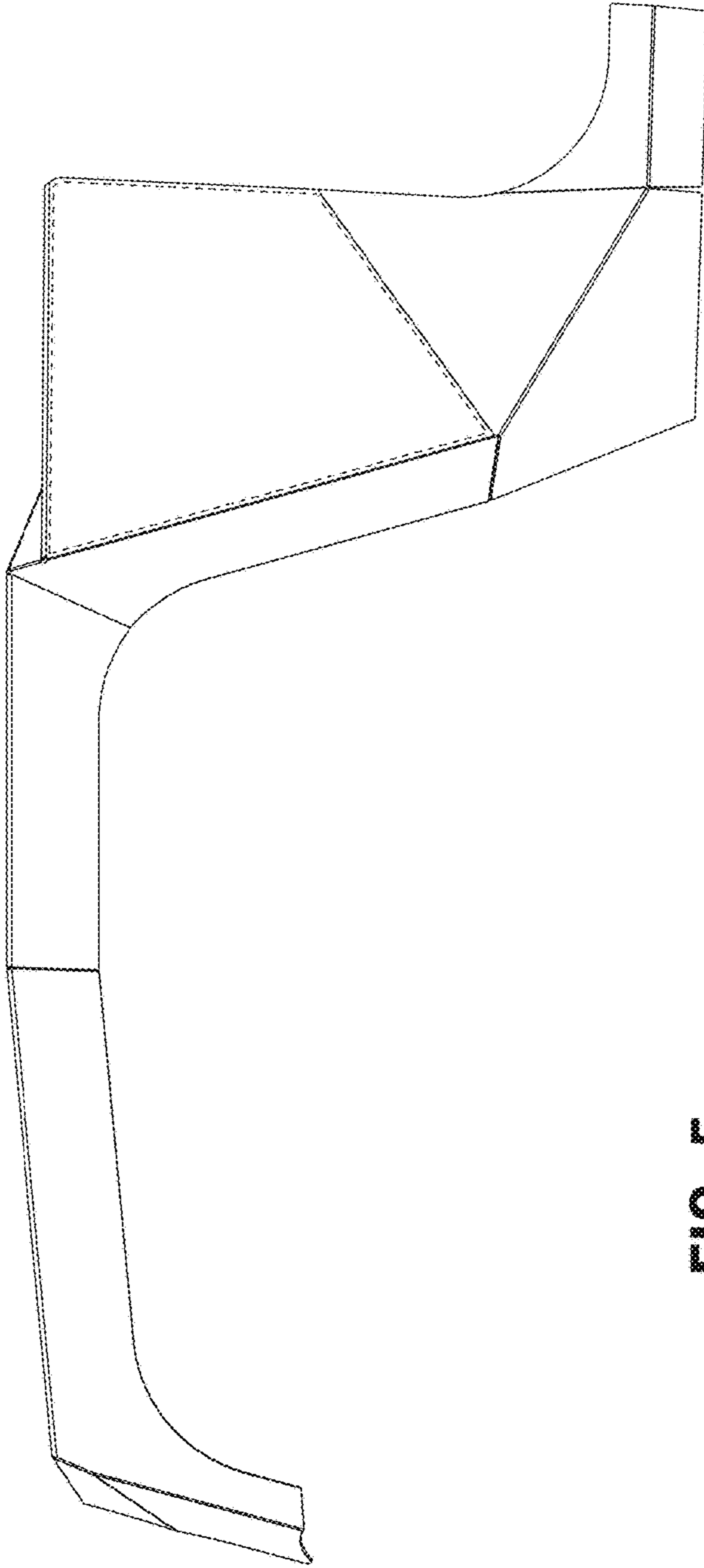


FIG. 5

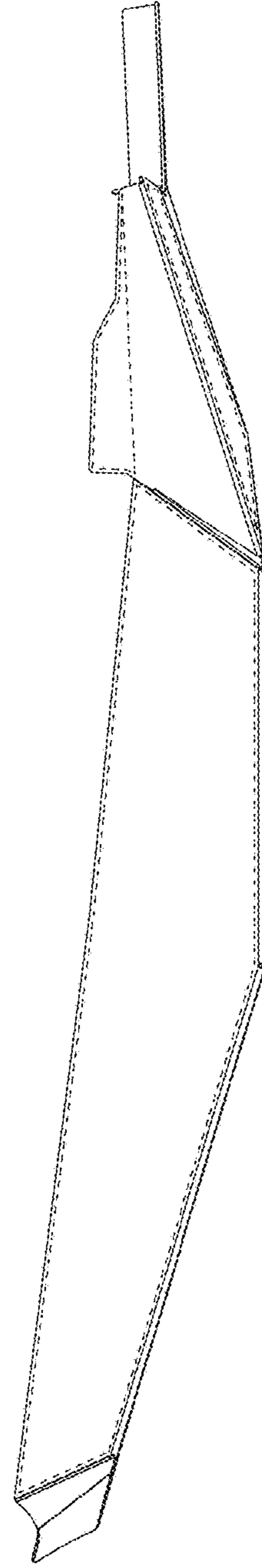


FIG. 6




FIG. 7

