



US00D785505S

(12) **United States Design Patent**
Peat et al.

(10) **Patent No.:** **US D785,505 S**

(45) **Date of Patent:** **** May 2, 2017**

(54) **VEHICLE**

(71) Applicant: **Jaguar Land Rover Limited**, Whitley,
Coventry (GB)

(72) Inventors: **Anthony Peat**, Coventry (GB); **Joe**
Buck, Coventry (GB)

(73) Assignee: **Jaguar Land Rover Limited**, Whitley,
Coventry (GB)

(**) Term: **15 Years**

(21) Appl. No.: **29/537,982**

(22) Filed: **Aug. 31, 2015**

(30) **Foreign Application Priority Data**

Mar. 16, 2015 (EM) 002656314

(51) **LOC (10) Cl.** **12-08**

(52) **U.S. Cl.**
USPC **D12/92**

(58) **Field of Classification Search**
USPC D12/86, 90-92, 88; D21/421, 433, 434;
296/181.1, 181.5

CPC B62D 35/00; B62D 25/00; B62D 25/06;
B62D 33/00

See application file for complete search history.

(56) **References Cited**

U.S. PATENT DOCUMENTS

D704,101 S * 5/2014 Beaven D12/92
D711,287 S * 8/2014 Butterworth D12/92

D711,288 S * 8/2014 Butterworth D12/92
D718,662 S * 12/2014 Ishizuka D12/92
D719,878 S * 12/2014 Webber D12/92
D725,007 S * 3/2015 Beaven D12/164
D726,074 S * 4/2015 Beaven D12/92
D740,177 S * 10/2015 Callum D12/92
D758,921 S * 6/2016 Hatton D12/92
D773,959 S * 12/2016 Jelec D12/92

* cited by examiner

Primary Examiner — Melody N Brown

(74) *Attorney, Agent, or Firm* — Wood Herron & Evans
LLP

(57) **CLAIM**

The ornamental design for a vehicle, as shown and
described.

DESCRIPTION

FIG. 1 is a right front perspective view of a vehicle accord-
ing to the present invention.

FIG. 2 is a left rear perspective view thereof.

FIG. 3 is a front view thereof.

FIG. 4 is a rear view thereof.


FIG. 5 is left side view thereof.

FIG. 6 is a right side view thereof; and,

FIG. 7 is a top view thereof.

Any elements shown in broken lines in the Figures form no
part of the claimed invention, and are instead included to
show environmental aspects of the claimed invention. Also,
broken lines shown adjacent to any shaded portions form an
unclaimed boundary of the design.

1 Claim, 5 Drawing Sheets






FIG. 1




FIG. 2



FIG. 3




FIG. 4




FIG. 5




FIG. 6




FIG. 7