



US00D785487S

(12) **United States Design Patent**
Magallanes-Leal

(10) **Patent No.:** **US D785,487 S**

(45) **Date of Patent:** **** May 2, 2017**

(54) **BRACELET**

(71) Applicant: **Cartier International AG**, Steinhausen (CH)

(72) Inventor: **Sofia Magallanes-Leal**, Paris (FR)

(73) Assignee: **Cartier International AG**, Steinhausen (CH)

(**) Term: **15 Years**

(21) Appl. No.: **29/560,977**

(22) Filed: **Apr. 12, 2016**

(51) **LOC (10) Cl.** **11-01**

(52) **U.S. Cl.**
USPC **D11/13**

(58) **Field of Classification Search**
USPC D11/1-39; D28/39, 41-43
CPC .. A44C 5/00; A44C 5/10; A44C 5/022; A44C 5/025; A44C 5/145; A44C 5/0007; A44C 5/0061; A44C 5/0076; A44C 5/0084; A44C 5/0092; A44C 5/2071; A44C 5/2085; A44C 9/0038; A44C 9/0053; A44C 17/02; A44C 5/0069; A44C 5/142
See application file for complete search history.

(56) **References Cited**

U.S. PATENT DOCUMENTS

245,594 A * 8/1881 Whitney A44C 5/107
59/82
359,413 A * 3/1887 Vielle F16G 13/14
59/90
690,590 A * 1/1902 Kun A44C 5/08
245/10
738,983 A * 9/1903 Burdick E05B 75/00
70/16
1,034,867 A * 8/1912 Breul A44C 11/00
59/83
2,110,226 A * 3/1938 Hill B60C 27/06
152/221
D153,764 S * 5/1949 Chernow D11/12

D155,873 S * 11/1949 Chernow D11/15
D170,848 S * 11/1953 Boucher D11/16
D189,928 S * 3/1961 Guertin D11/28
D340,662 S * 10/1993 Cipolla D11/12
D749,452 S * 2/2016 Butler A44C 5/20
D11/13

OTHER PUBLICATIONS

Maillon Infini de Cartier (available online) Retrieved from the internet Nov. 30, 2016, retrieved from the internet URL: <http://www.cartier.com/en-us/collections/jewelry/collections/maillon-inifini-de-cartier.html>.*

Sequential Center in a Twisted Link Necklace (available online May 6, 2015) Retrieved from the internet Nov. 29, 2016, retrieved from the internet URL: <http://www.silverbenchjewelry.com/necklaces.php>.*

* cited by examiner

Primary Examiner — Garth Rademaker

Assistant Examiner — Richard Kearney

(74) *Attorney, Agent, or Firm* — Taft Stettinius & Hollister LLP

(57) **CLAIM**

The ornamental design for a bracelet, as shown and described.

DESCRIPTION

FIG. 1 is a top plan view of a bracelet showing my new design;

FIG. 2 is a bottom plan view thereof;

FIG. 3 is a right side elevational view thereof;

FIG. 4 is a left side elevational view thereof;


FIG. 5 is a front elevational view thereof;

FIG. 6 is a rear elevational view thereof;

FIG. 7 is a top, front perspective view thereof; and,

FIG. 8 is a bottom, rear perspective view thereof.

1 Claim, 1 Drawing Sheet



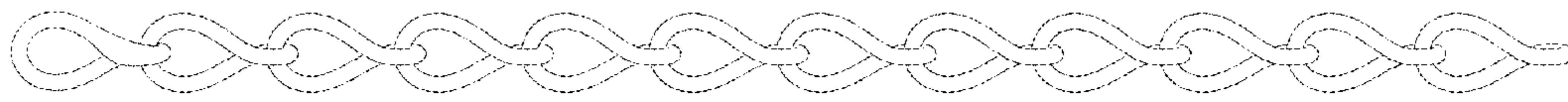


Fig. 1




Fig. 2



Fig. 3



Fig. 4




Fig. 5

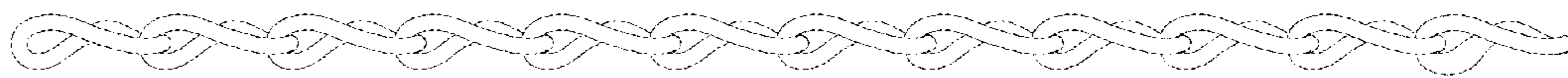


Fig. 6




Fig. 7

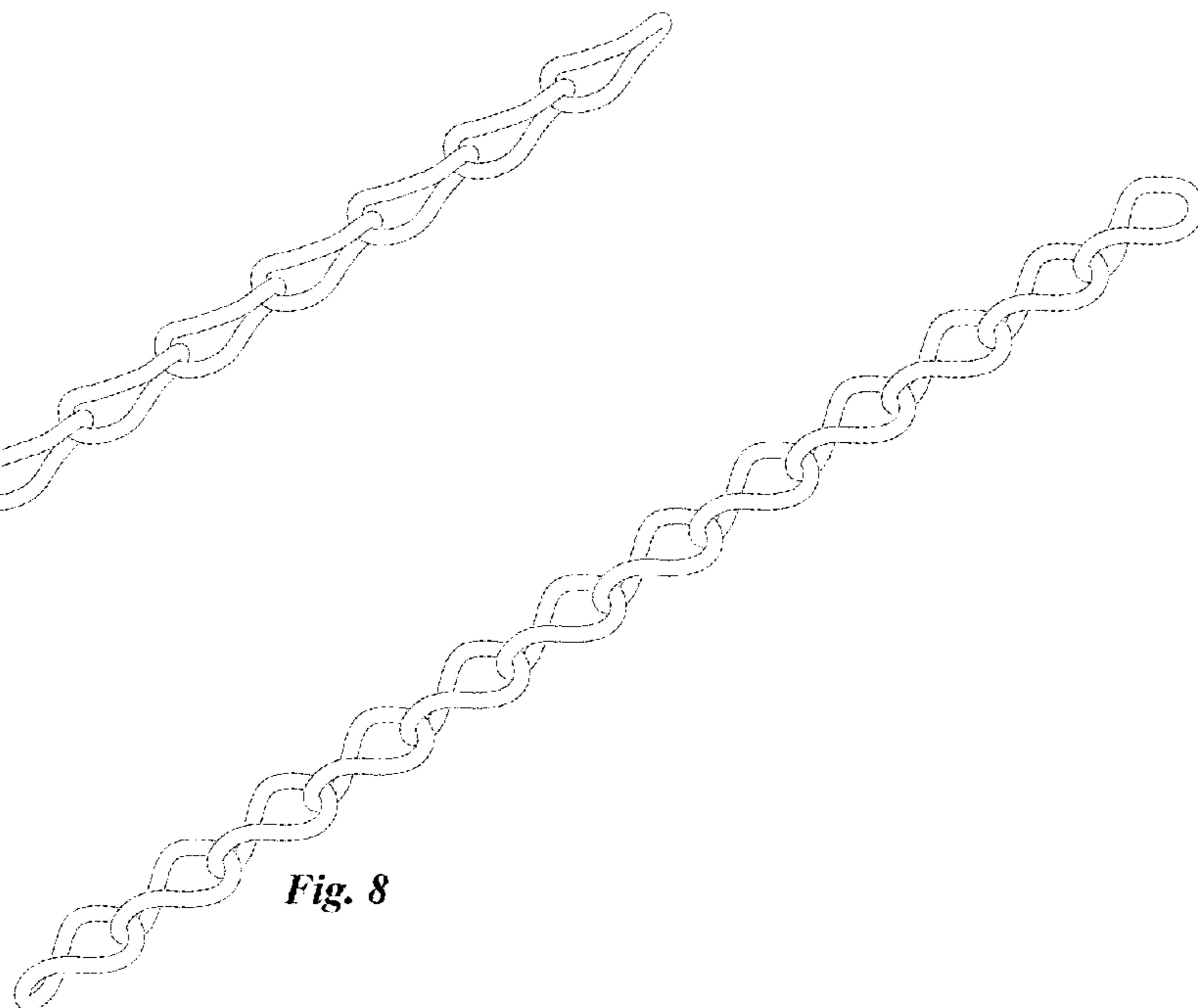


Fig. 8