

US00D785484S

(12) **United States Design Patent**
Galli

(10) **Patent No.:** **US D785,484 S**

(45) **Date of Patent:** **** May 2, 2017**

(54) **BRACELET**

(71) Applicant: **HARRY WINSTON SA,**
Plan-les-Ouates (CH)

(72) Inventor: **Maurice Galli,** Long Island City, NY
(US)

(73) Assignee: **HARRY WINSTON SA,**
Plan-les-Ouates (CH)

(**) Term: **15 Years**

(21) Appl. No.: **29/550,408**

(22) Filed: **Jan. 4, 2016**

(30) **Foreign Application Priority Data**

Jul. 8, 2015 (WO) DM/086 949

(51) **LOC (10) Cl.** **11-01**

(52) **U.S. Cl.**
USPC **D11/6; D11/12**

(58) **Field of Classification Search**
USPC D11/1-40, 43, 79-86, 90-92
CPC A44C 5/0069; A44C 5/00; A44C 5/10;
A44C 5/022; A44C 5/025; A44C 5/142;
A44C 5/145; A44C 5/0007; A44C
5/0061; A44C 5/0076; A44C 5/0084;
A44C 5/0092; A44C 5/2071; A44C
5/2085; A44C 9/0038; A44C 9/0053;
A44C 15/005; A44C 15/0005; A44C
17/001; A44C 17/003; A44C 17/005;
A44C 17/02

See application file for complete search history.

(56) **References Cited**

U.S. PATENT DOCUMENTS

D128,157 S * 7/1941 Berry D11/9
D152,068 S * 12/1948 Donchi D11/90

D156,650 S * 12/1949 Pearce D11/12
D171,744 S * 3/1954 Augenstein D11/25
D279,878 S * 7/1985 Moon D11/43
D334,151 S * 3/1993 Bichi 59/80
D340,871 S * 11/1993 Iwamura D10/125
D340,879 S * 11/1993 French D11/3
D376,334 S * 12/1996 Mougnot D11/25
D391,868 S * 3/1998 Brzezinski D10/30
D415,709 S * 10/1999 Calvani D11/3
D439,190 S * 3/2001 Itzkowitz D11/26
D459,678 S * 7/2002 Steinberg D11/3
D472,178 S * 3/2003 Avril D11/6
D605,070 S * 12/2009 Taylor D11/6
D642,088 S * 7/2011 Kothari D11/40
D669,810 S * 10/2012 McDonnell, Sr. D11/12
D714,178 S * 9/2014 Sabbioni D11/3
D748,003 S * 1/2016 Vartanian D11/40
D748,004 S * 1/2016 Vartanian D11/40
D748,005 S * 1/2016 Vartanian D11/42
D748,006 S * 1/2016 Vartanian D11/42
D748,524 S * 2/2016 Vartanian D11/42
D759,532 S * 6/2016 Mazza D11/13

(Continued)

Primary Examiner — Cathron Brooks

Assistant Examiner — Richard Kearney

(74) *Attorney, Agent, or Firm* — Donald J. Ranft; Collen
IP

(57) **CLAIM**

The ornamental design for a bracelet, as shown.

DESCRIPTION

FIG. 1 is a front perspective view of a bracelet showing my
new design;

FIG. 2 is a front view thereof;

FIG. 3 is a rear view thereof;

FIG. 4 is a left side view thereof;

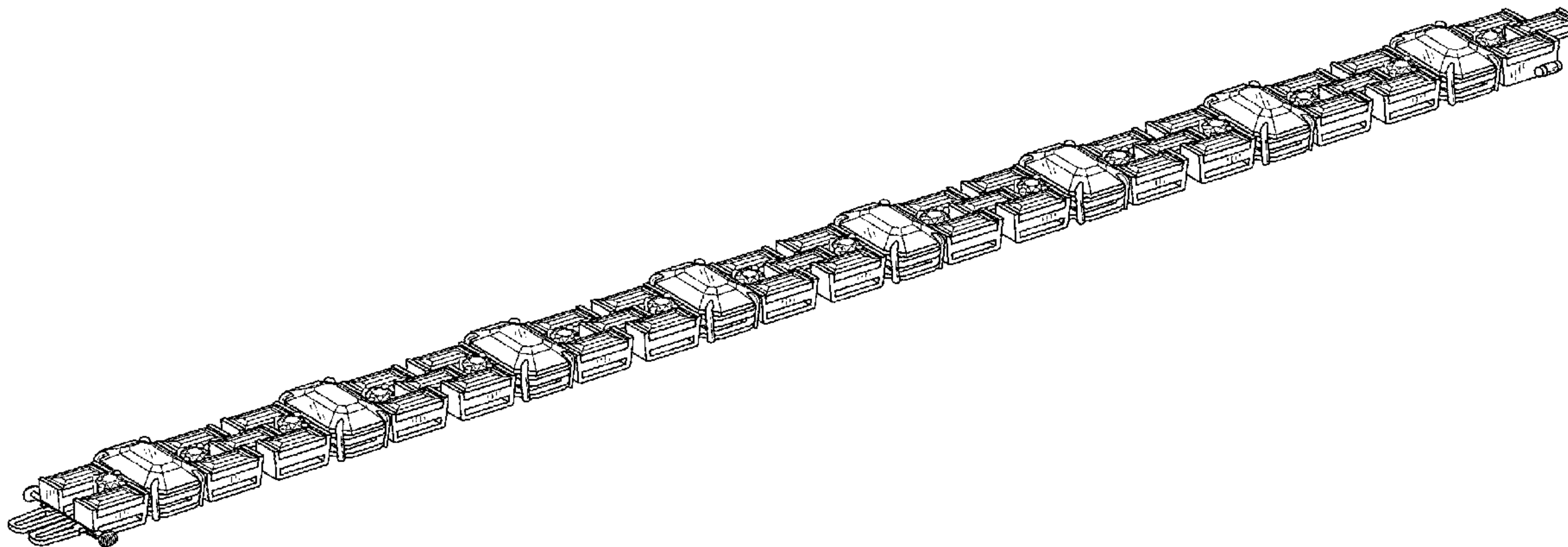
FIG. 5 is a right side view thereof;

FIG. 6 is a top view thereof;

FIG. 7 is a bottom view thereof; and,

FIG. 8 is a rear perspective view thereof.

1 Claim, 4 Drawing Sheets



(56)

References Cited

U.S. PATENT DOCUMENTS

2011/0056242 A1* 3/2011 Chan A44C 17/02
63/27

* cited by examiner

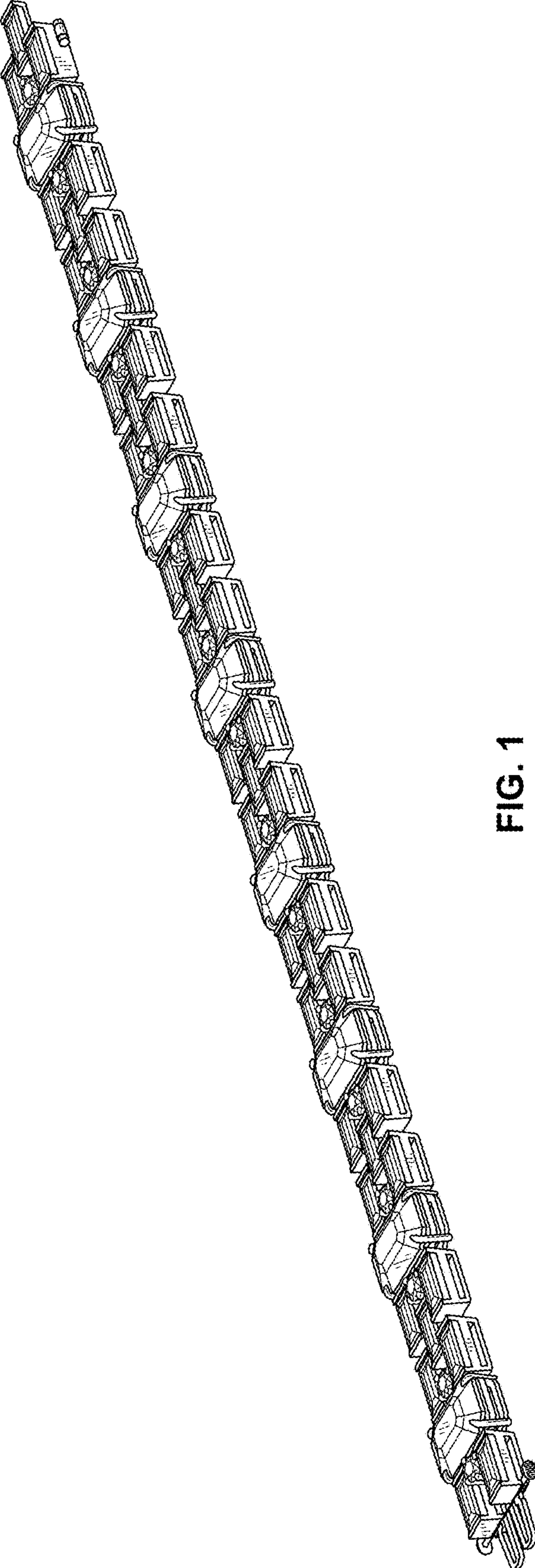


FIG. 1




FIG. 2




FIG. 3

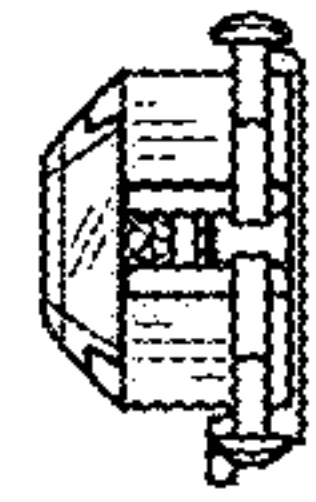


FIG. 4

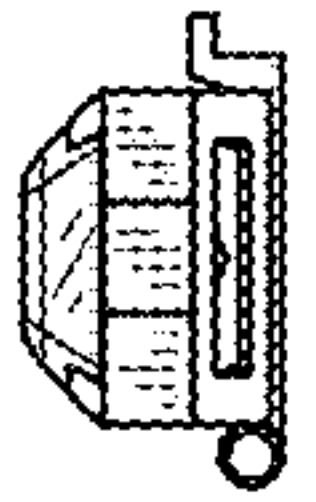


FIG. 5

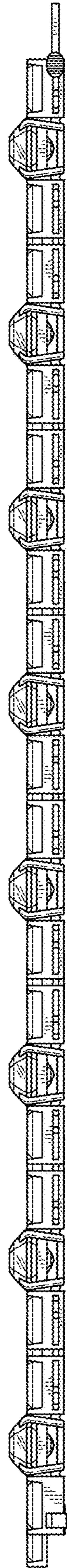


FIG. 6



FIG. 7

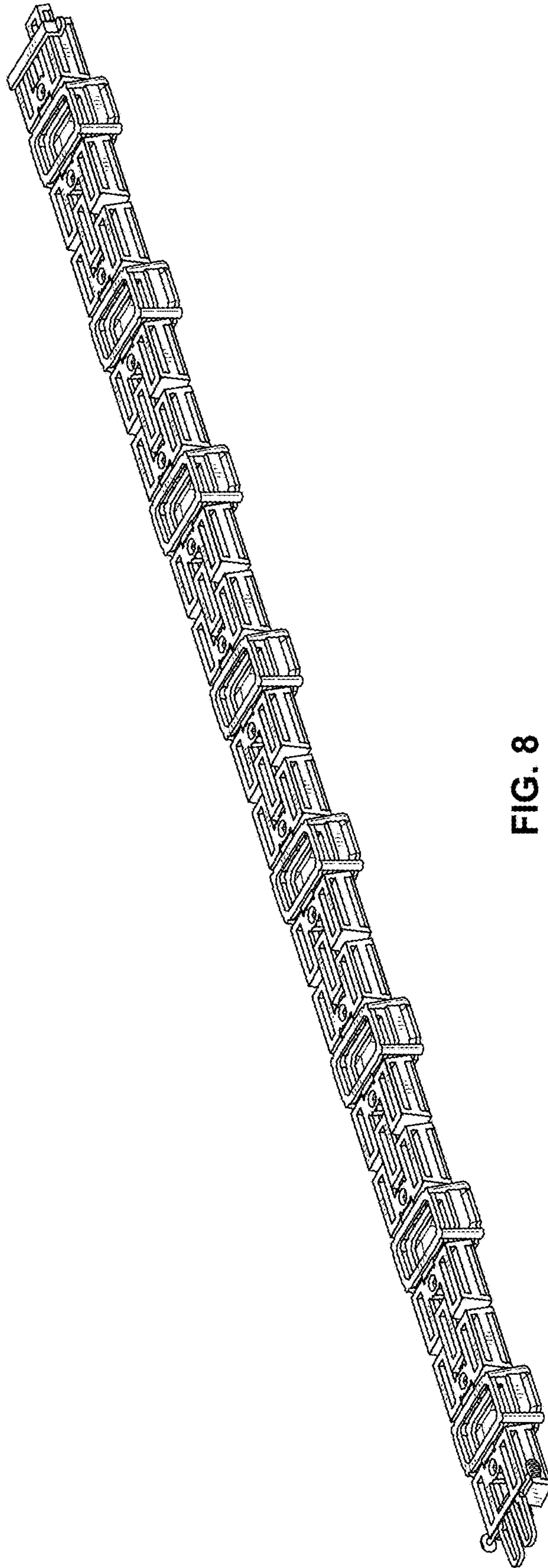


FIG. 8