



US00D785480S

(12) **United States Design Patent**  
**Kuramoto et al.**

(10) **Patent No.:** **US D785,480 S**

(45) **Date of Patent:** **\*\* May 2, 2017**

(54) **STRAP FOR A WATCH-SHAPED TOY**

(71) Applicant: **BANDAI CO., LTD.**, Tokyo (JP)

(72) Inventors: **Yukiko Kuramoto**, Tokyo (JP);  
**Nakayuki Sato**, Tokyo (JP)

(73) Assignee: **BANDAI CO., LTD.**, Tokyo (JP)

(\*\*) Term: **15 Years**

(21) Appl. No.: **29/556,592**

(22) Filed: **Mar. 1, 2016**

(30) **Foreign Application Priority Data**

Sep. 2, 2015 (JP) ..... 2015-019401

(51) **LOC (10) Cl.** ..... **10-07**

(52) **U.S. Cl.**  
USPC ..... **D10/128; D11/86**

(58) **Field of Classification Search**  
USPC ..... D10/1-29, 30-39, 122-132; D21/531,  
D21/405, 460; D11/4, 86  
CPC ..... A44C 5/0053; A44C 5/22; G04B 19/065;  
G04B 19/04; G04B 19/10; G04B 19/08;  
G04B 19/23; G04B 19/06; G04B  
37/0008; G04B 37/084; G04B 37/1486;  
G04B 37/0058; G04B 17/08; H04M  
1/6041

See application file for complete search history.

(56) **References Cited**

**U.S. PATENT DOCUMENTS**

D587,601 S \* 3/2009 Cowen ..... D10/46.1  
D617,846 S \* 6/2010 Matsuno ..... D21/324

D649,071 S \* 11/2011 Mikkelsen ..... D10/32  
D660,918 S \* 5/2012 Ujita ..... D21/460  
D662,556 S \* 6/2012 Horikoshi ..... D21/460  
D705,667 S \* 5/2014 Cerrato ..... D10/32  
D738,250 S \* 9/2015 Cerrato ..... D11/3  
D741,206 S \* 10/2015 Lim ..... D10/38  
D757,567 S \* 5/2016 Henderson ..... D10/30  
D758,504 S \* 6/2016 Shimoda ..... D21/531  
D768,025 S \* 10/2016 Akana ..... D11/3

**FOREIGN PATENT DOCUMENTS**

AT 507645 A1 \* 6/2010 ..... A44C 5/0053

\* cited by examiner

*Primary Examiner* — Sheryl Lane

*Assistant Examiner* — Samantha Wood

(74) *Attorney, Agent, or Firm* — Rabin & Berdo, P.C.

(57) **CLAIM**

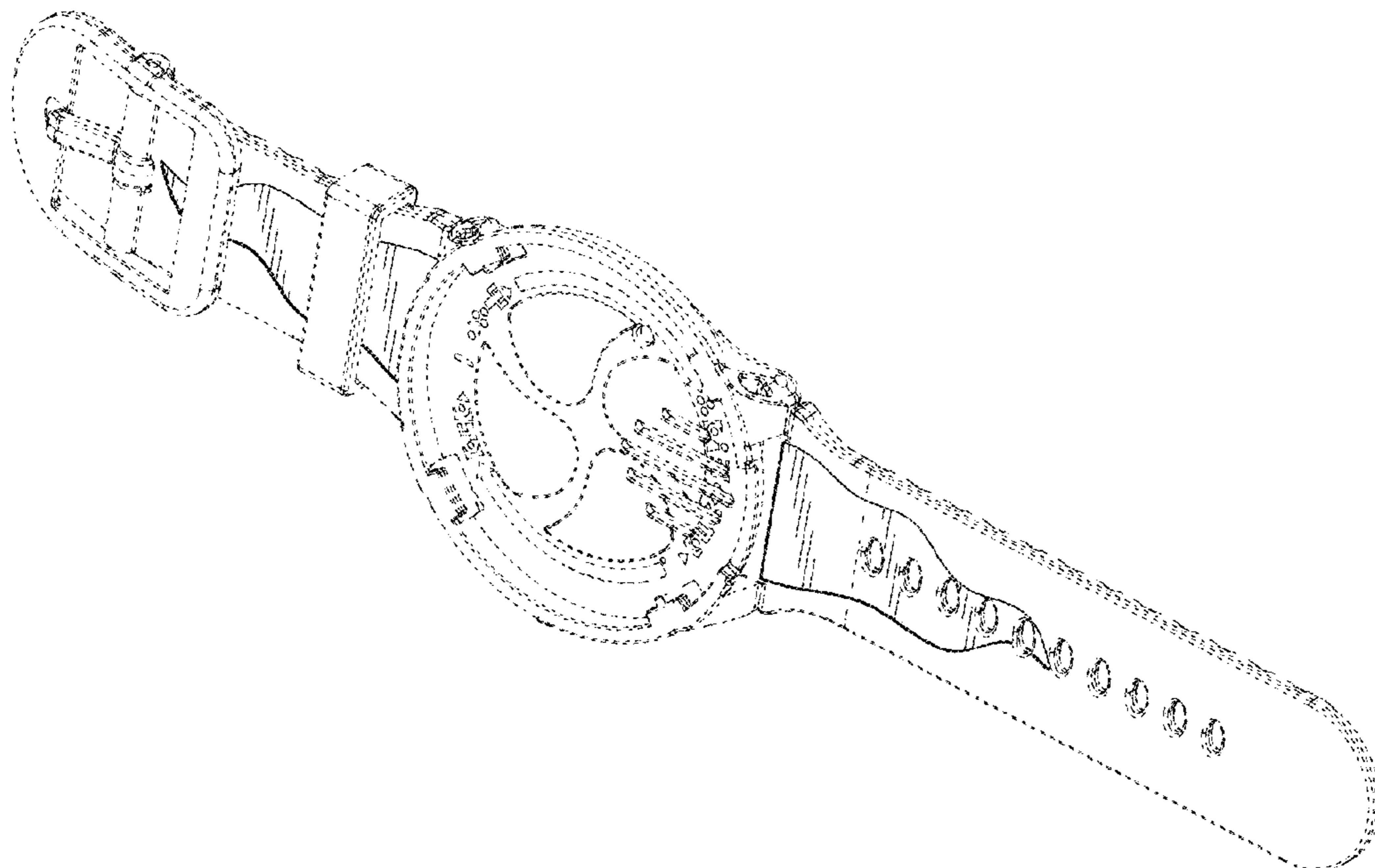
The ornamental design for a strap for a watch-shaped toy, as shown and described.

**DESCRIPTION**

FIG. 1 is a front perspective view of a strap for a watch-shaped toy;  
FIG. 2 is a front view thereof;  
FIG. 3 is a further front perspective view thereof, with the buckle and loop removed for clarity; and,  
FIG. 4 is a further front view thereof, with the buckle and loop removed.

The broken line showing of the watch and strap is included for the purpose of illustrating the environmental structure and forms no part of the claimed design.

**1 Claim, 2 Drawing Sheets**



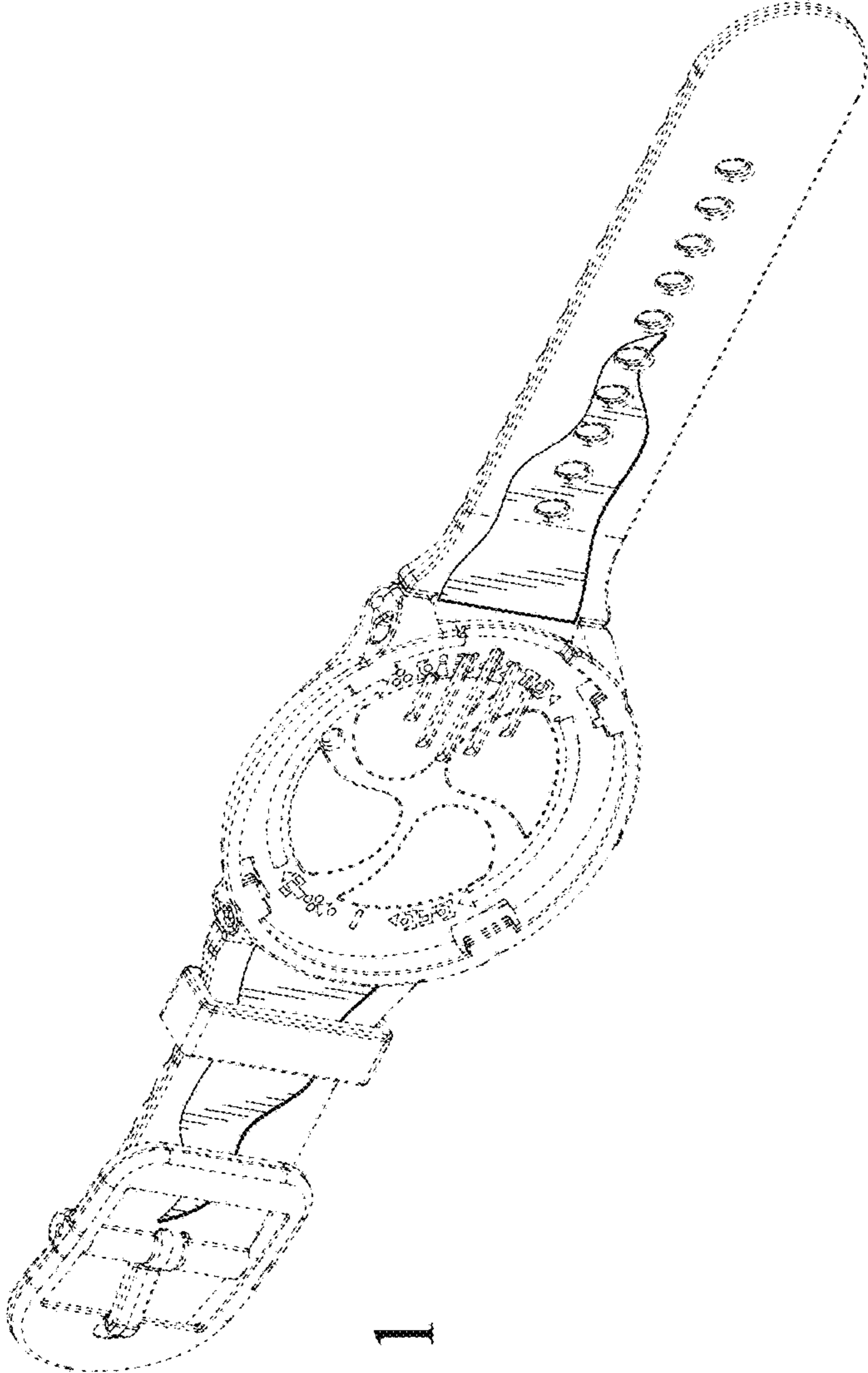


FIG. 1

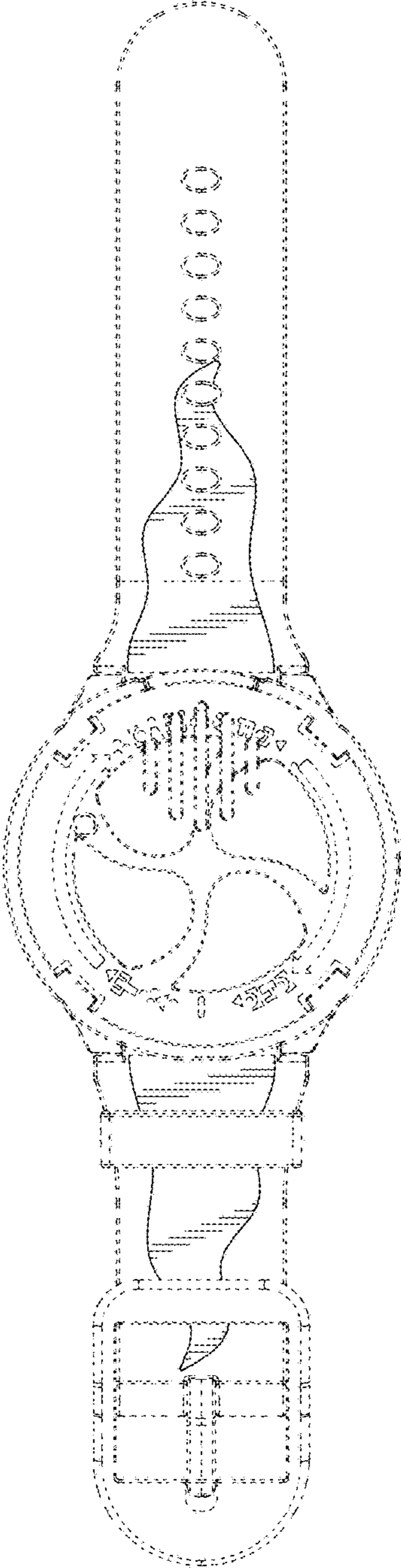


FIG. 2

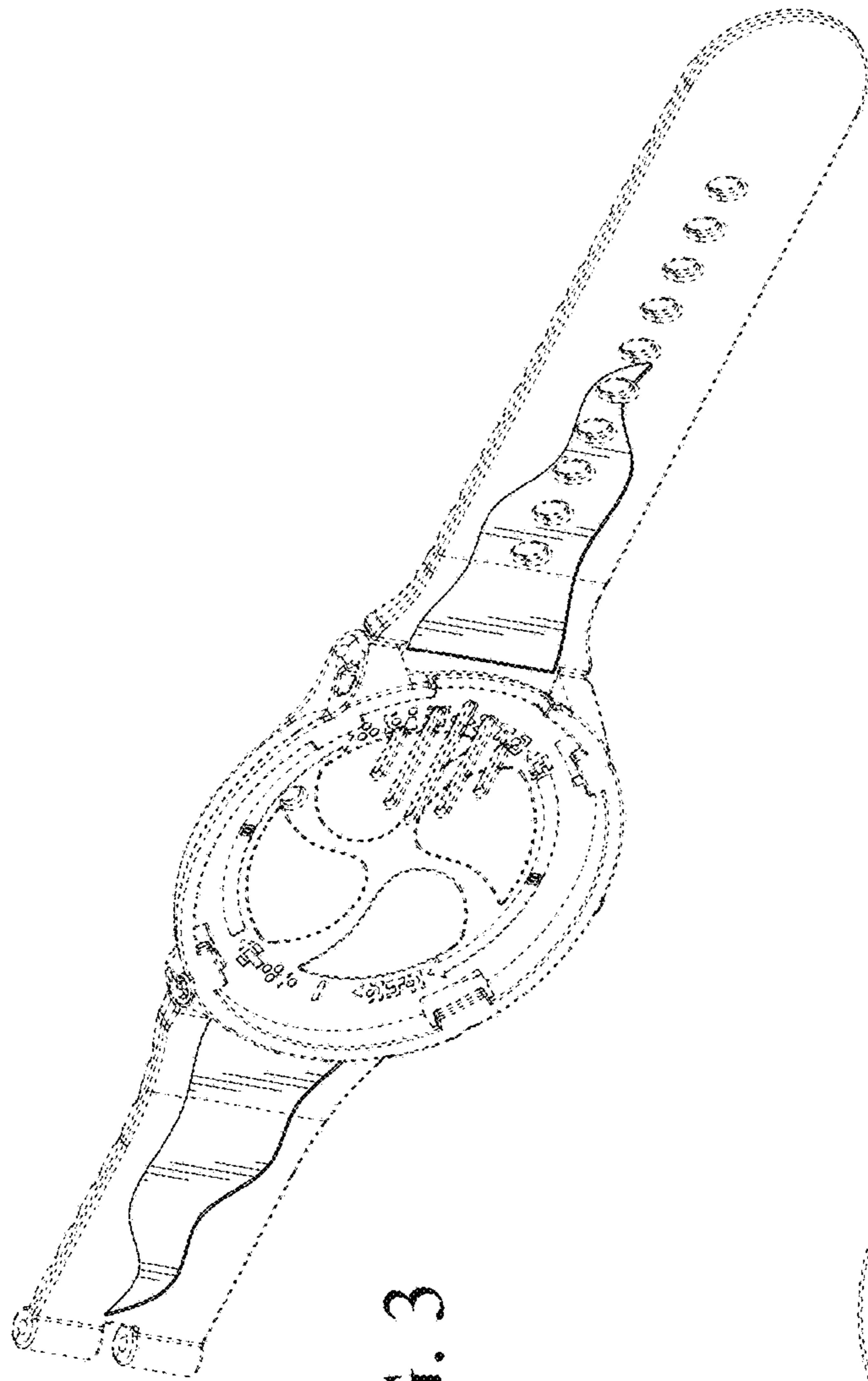


FIG. 3

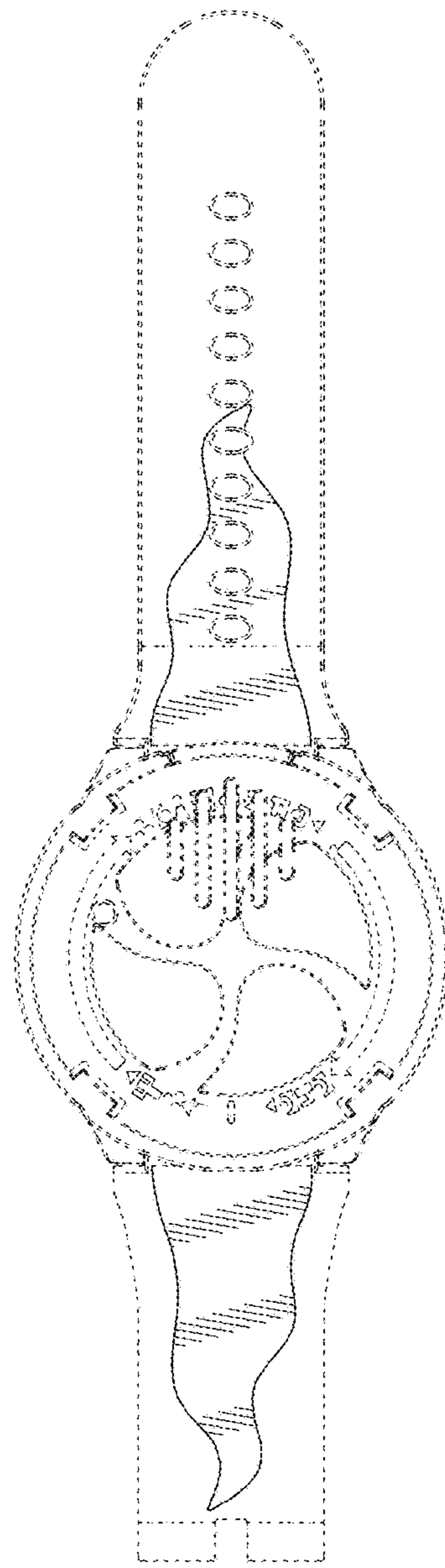


FIG. 4