



US00D785467S

(12) **United States Design Patent** (10) **Patent No.:** **US D785,467 S**
Dean et al. (45) **Date of Patent:** **** May 2, 2017**

(54) **COMBINATION FOOD AND BEVERAGE CARRIER**

5,205,473 A 4/1993 Coffin, Sr.
5,445,315 A * 8/1995 Shelby B65D 5/3628
220/592.17

(71) Applicant: **C Deans List LLC**, Wayland, MA (US)

5,709,913 A 1/1998 Andersen et al.
5,775,570 A 7/1998 Kim
5,954,195 A 9/1999 Krueger et al.
5,984,131 A 11/1999 Krueger et al.
6,026,983 A 2/2000 Graham
6,032,826 A 3/2000 Libit et al.

(72) Inventors: **Cassandra Dean**, Wayland, MA (US);
Benjamin L. White, Chestnut Hill, MA (US);
Peter Marc Carpinteri, Somerville, MA (US);
Lucy Deborah Dean, Wayland, MA (US)

(Continued)

FOREIGN PATENT DOCUMENTS

(73) Assignee: **C Deans List LLC**, Wayland, MA (US)

EP 0 673 218 A1 9/1995
ES 1 075 228 8/2011

(**) Term: **14 Years**

(Continued)

(21) Appl. No.: **29/497,116**

OTHER PUBLICATIONS

(22) Filed: **Jul. 21, 2014**

U.S. Appl. No. 14/336,460, filed Jul. 21, 2014, Dean et al.

(51) **LOC (10) Cl.** **09-03**

(52) **U.S. Cl.**
USPC **D9/761**

Primary Examiner — Mark Goodwin
(74) *Attorney, Agent, or Firm* — Wolf, Greenfield & Sacks, P.C.

(58) **Field of Classification Search**
USPC D9/761, 755, 756, 130-433, 737
CPC B31B 1/26; B31B 1/60; B31B 1/62; B65D
5/00; B65D 5/02; B65D 5/0085; B65D
5/009; B65D 5/0209; B65D 5/36; B65D
5/3607; B65D 5/3614; A47J 47/14; A47G
23/0208

See application file for complete search history.

(57) **CLAIM**

The ornamental design for a combination food and beverage carrier, as shown and described.

DESCRIPTION

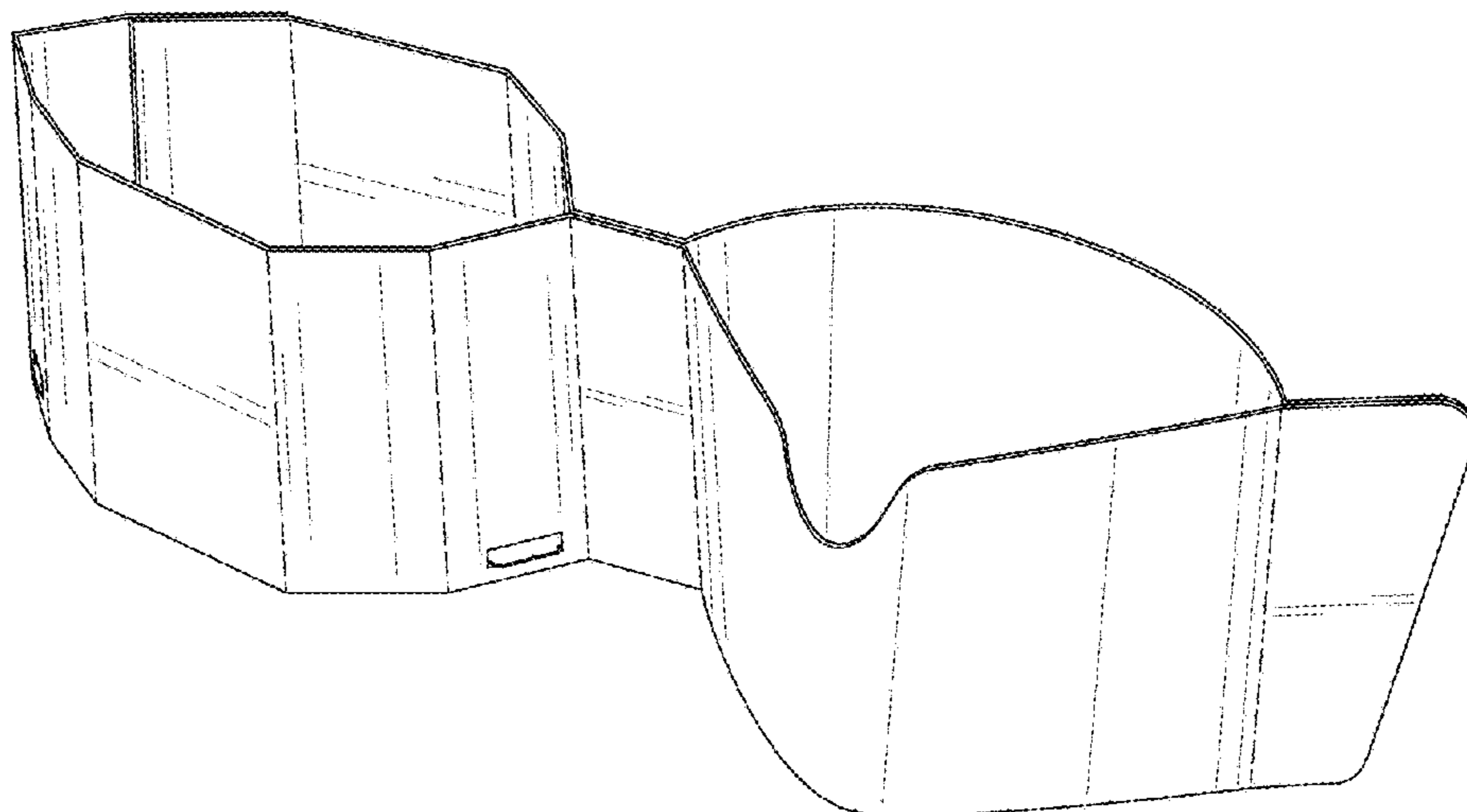
(56) **References Cited**

U.S. PATENT DOCUMENTS

4,183,444 A 1/1980 English et al.
4,497,433 A 2/1985 Wischusen, III
4,511,042 A 4/1985 Wischusen, III
4,620,631 A 11/1986 Bartelt
4,823,959 A * 4/1989 Bixler B65D 71/50
206/159
4,895,259 A * 1/1990 Paley B65D 5/48018
206/565
4,966,297 A 10/1990 Doty

FIG. 1 is a top, front, right side perspective view of a combination food and beverage carrier;
FIG. 2 is a front elevational view thereof;
FIG. 3 is a rear elevational view thereof;
FIG. 4 is a right side elevational view thereof;
FIG. 5 is a left side elevational view thereof;
FIG. 6 is a top plan view thereof; and,
FIG. 7 is a bottom plan view thereof.
The broken lines shown in FIGS. 1-3 and 5-7 illustrate fold lines in the claimed design.

1 Claim, 6 Drawing Sheets



(56)

References Cited

U.S. PATENT DOCUMENTS

6,152,359 A 11/2000 Clark
 6,315,192 B1 11/2001 Marlow
 6,360,885 B1 3/2002 Krueger et al.
 6,401,927 B1 6/2002 Sorensen et al.
 6,412,686 B1 7/2002 Mahl et al.
 6,425,480 B1 7/2002 Krueger et al.
 6,513,704 B1 2/2003 Perot
 6,520,366 B1 2/2003 Bradley et al.
 6,612,485 B2 9/2003 Lackner et al.
 6,644,540 B2* 11/2003 Jamitzky B65D 5/48014
 229/117
 6,651,836 B1 11/2003 Hofheins et al.
 6,736,309 B1 5/2004 Westerman et al.
 6,814,253 B2 11/2004 Wong
 6,824,002 B1 11/2004 Hadland
 6,988,614 B2 1/2006 Hemingway et al.
 6,988,636 B1 1/2006 Loh
 7,102,111 B2 9/2006 Metcalf et al.
 7,182,242 B2 2/2007 Cai
 D538,644 S * 3/2007 DeVine D9/431
 7,185,758 B2 3/2007 Cuomo
 7,232,055 B1 6/2007 Lim
 D576,487 S * 9/2008 Ballard D9/432
 7,543,869 B2 6/2009 Davis et al.

7,565,997 B1* 7/2009 Lim B65D 71/72
 206/562
 7,726,512 B2 6/2010 MacCarthy
 7,850,004 B2 12/2010 Picciolo
 7,980,406 B2 7/2011 Liu
 D644,508 S 9/2011 Martinez Rodriguez
 D646,161 S * 10/2011 Goldberg D9/431
 8,091,702 B1* 1/2012 Keip A47G 23/0208
 206/171
 8,186,538 B2 5/2012 MacCarthy
 D673,865 S 1/2013 DeBusk
 D725,315 S * 3/2015 Gabriel D3/304
 D744,859 S * 12/2015 Walker D9/761
 D744,860 S * 12/2015 Walker D9/761
 2002/0125306 A1* 9/2002 Jamitzky B65D 5/48014
 229/120.11
 2004/0084458 A1 5/2004 Krueger et al.
 2009/0194543 A1 8/2009 Farmer
 2016/0015220 A1* 1/2016 Dean B31B 1/62
 206/549

FOREIGN PATENT DOCUMENTS

GB 2 353 517 A 2/2001
 KR 20030093671 A 12/2003
 KR 20040000285 A 1/2004
 KR 20090024900 A 3/2009

* cited by examiner

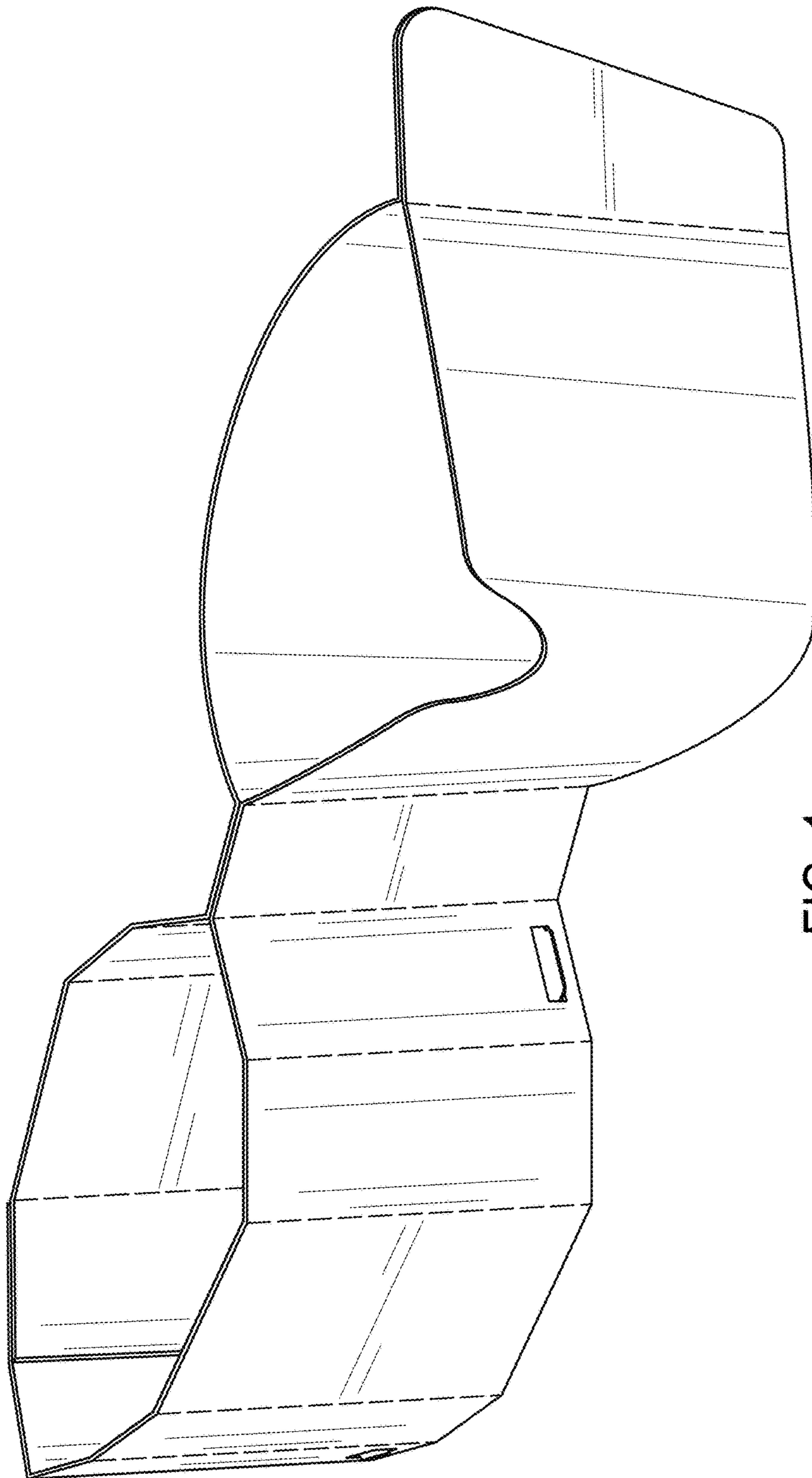


FIG. 1

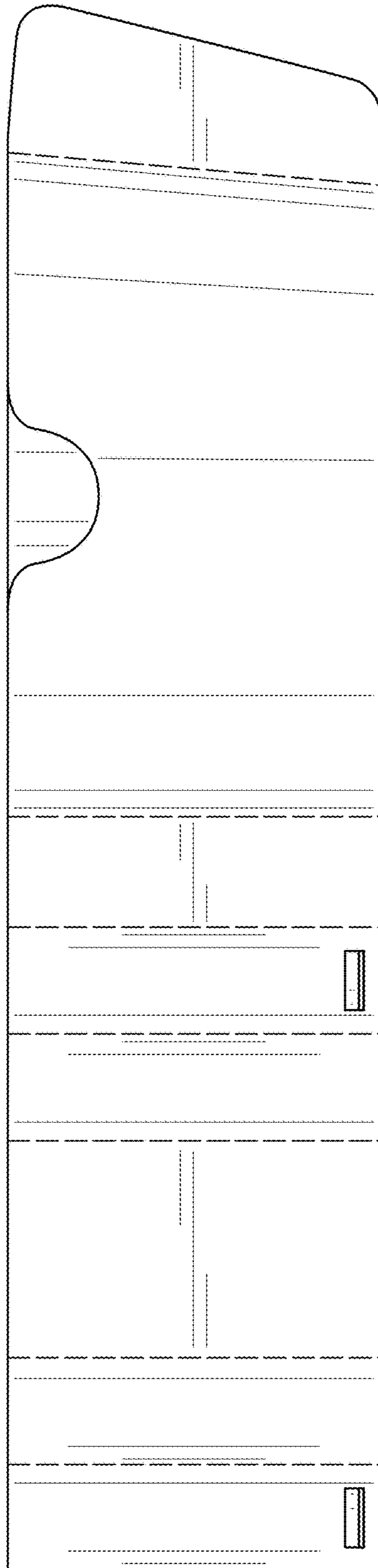


FIG. 2

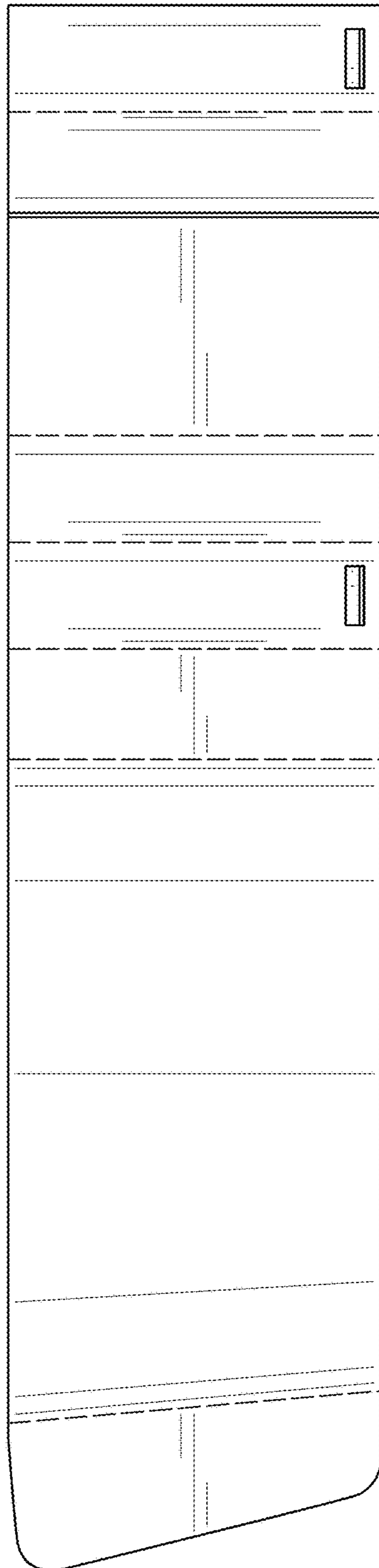


FIG. 3

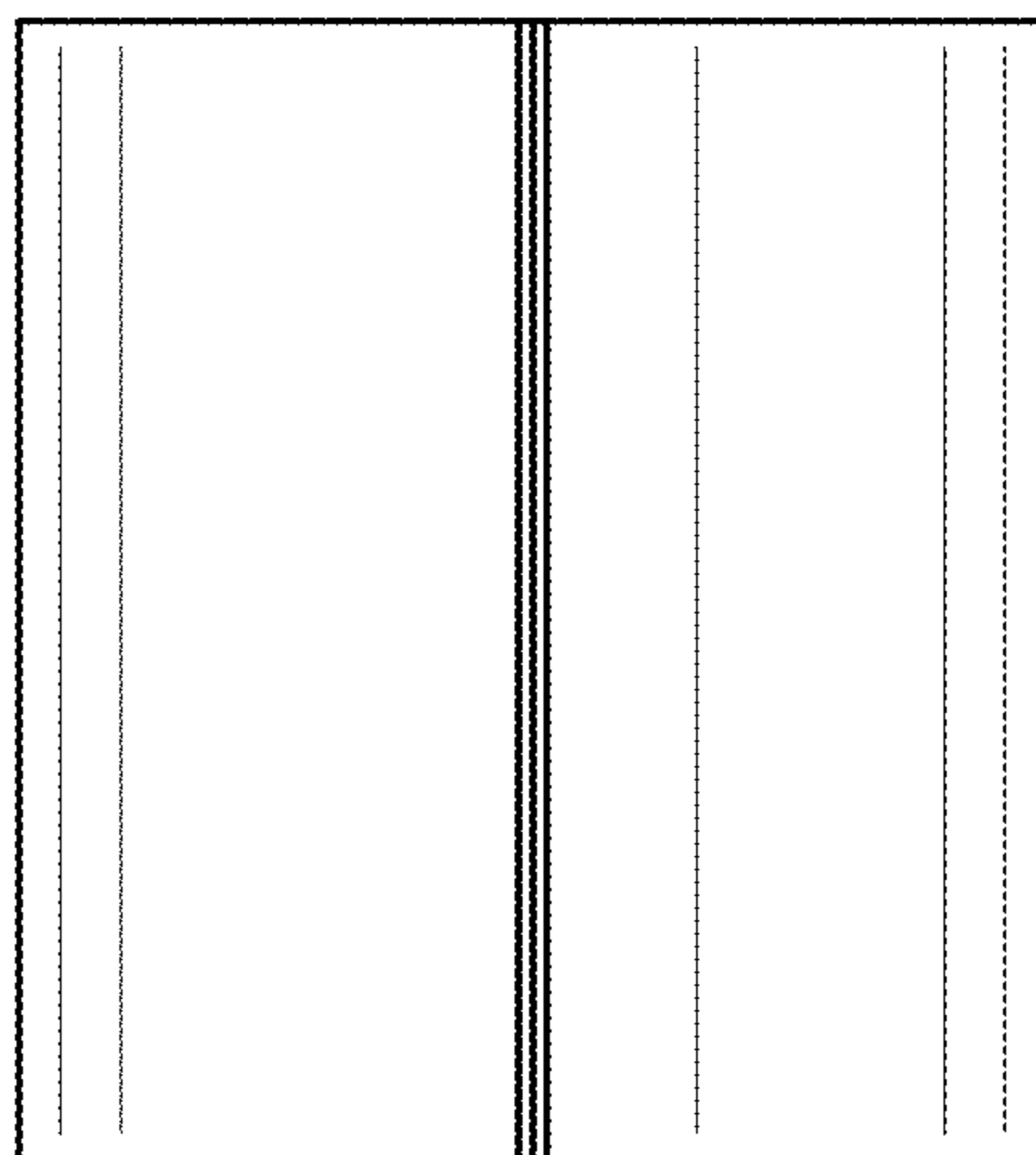


FIG. 4

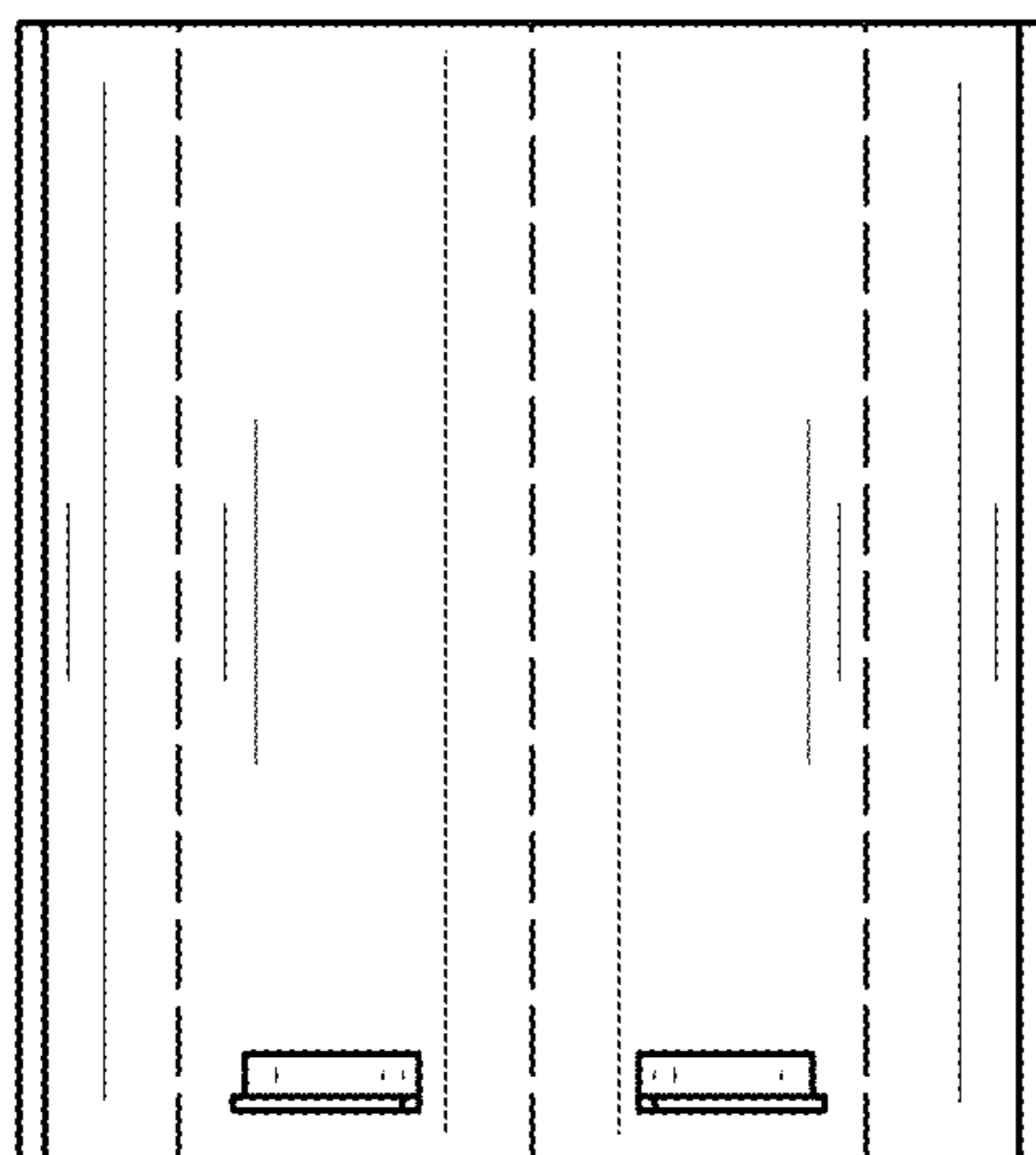


FIG. 5




FIG. 6




FIG. 7