



US00D785444S

(12) **United States Design Patent**
Sumori

(10) **Patent No.:** **US D785,444 S**

(45) **Date of Patent:** **** May 2, 2017**

(54) **SCREW NAIL**

(71) Applicant: **FORCE ONE HOLDINGS**
KABUSHIKI KAISYA, Sendai-shi,
Miyagi (JP)

(72) Inventor: **Akira Sumori**, Sendai (JP)

(73) Assignee: **FORCE ONE HOLDINGS**
KABUSHIKI KAISYA, Sendai (JP)

(**) Term: **14 Years**

(21) Appl. No.: **29/525,249**

(22) Filed: **Apr. 28, 2015**

(30) **Foreign Application Priority Data**

Oct. 28, 2014 (JP) 2014-024079

(51) **LOC (10) Cl.** **08-08**

(52) **U.S. Cl.**
USPC **D8/387**

(58) **Field of Classification Search**
USPC D8/382, 387, 388, 391, 393, 397, 399
CPC .. F16B 23/00; F16B 23/0007; F16B 23/0023;
F16B 23/003; F16B 25/00; F16B
25/0036; F16B 25/0042; F16B 25/0084;
F16B 33/02; F16B 2033/025; F16B
35/041; F16B 15/00; F16B 35/04; F16B
15/0092; F16B 25/0026; F16B 25/0047
See application file for complete search history.

(56) **References Cited**

U.S. PATENT DOCUMENTS

42,905 A * 5/1864 Bidwell F16B 25/00
411/386
378,614 A * 2/1888 Palmer F16B 35/06
411/399

798,851 A * 9/1905 Weilandt E04H 13/003
52/103
1,229,560 A * 6/1917 Whiteman F16B 25/00
411/411
1,711,456 A * 4/1929 Carr F16B 23/00
24/694
2,001,869 A * 5/1935 Deniston, Jr. B21G 3/005
411/394
2,140,749 A * 12/1938 Kaplan F16B 15/0092
411/377

(Continued)

FOREIGN PATENT DOCUMENTS

JP 5-66313 U 9/1993
JP H09-291918 A 11/1997
JP 1512704 S 12/2014

Primary Examiner — Sandra Snapp

Assistant Examiner — Ieisha Price

(74) *Attorney, Agent, or Firm* — Oliff PLC

(57) **CLAIM**

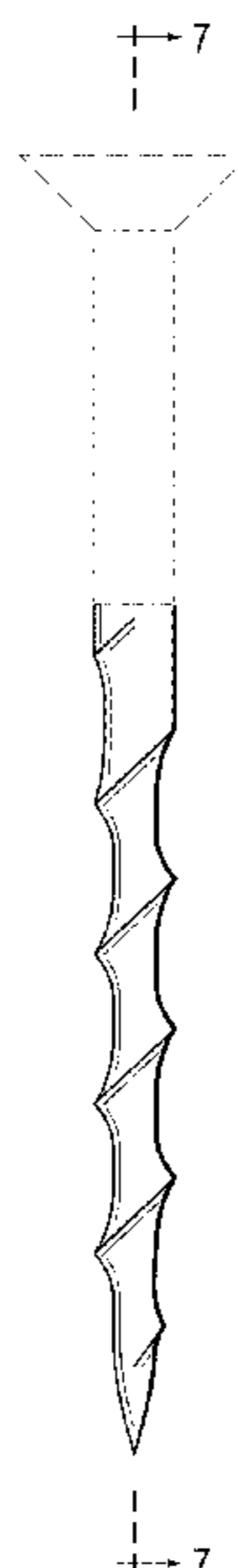
The ornamental design for a screw nail, as shown and described.

DESCRIPTION

FIG. 1 is a front elevational view of the screw nail;
FIG. 2 is a rear elevational view thereof;
FIG. 3 is a left-side elevational view thereof;
FIG. 4 is a right-side elevational view thereof;
FIG. 5 is a top plan view thereof;
FIG. 6 is a bottom plan view thereof; and,
FIG. 7 is a cross-sectional view thereof taken along line 7-7
in FIG. 1.

The dot-dash chain lines indicates a boundary of the claimed subject matter and form no part of the claimed design. The broken lines depict environmental subject matter only and form no part of the claimed design.

1 Claim, 3 Drawing Sheets



(56)

References Cited

U.S. PATENT DOCUMENTS

2,174,578 A * 10/1939 Graham F16B 15/06
411/412
3,025,003 A * 3/1962 Fortune E01B 9/06
238/372
3,477,337 A * 11/1969 Racki F16B 13/02
411/28
D343,571 S * 1/1994 Von Seggern D8/387
5,728,098 A * 3/1998 Sherman A61B 17/7032
606/269
D427,133 S * 6/2000 Baron D12/213
2004/0047713 A1 * 3/2004 Jung F16B 35/041
411/453

* cited by examiner

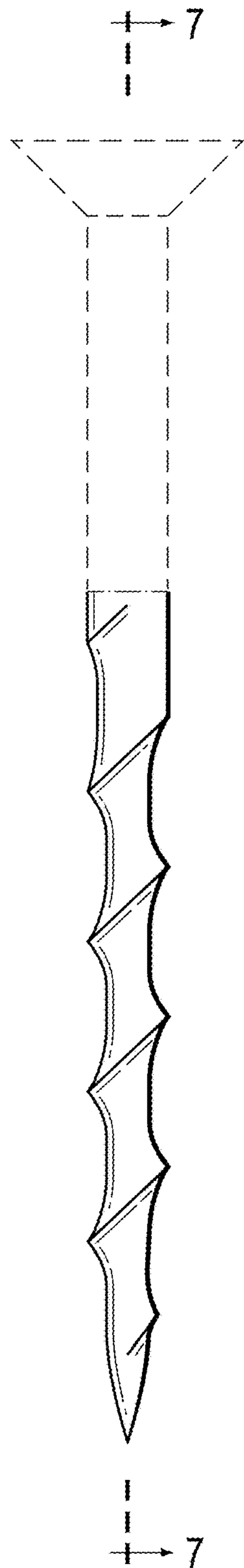


FIG. 1

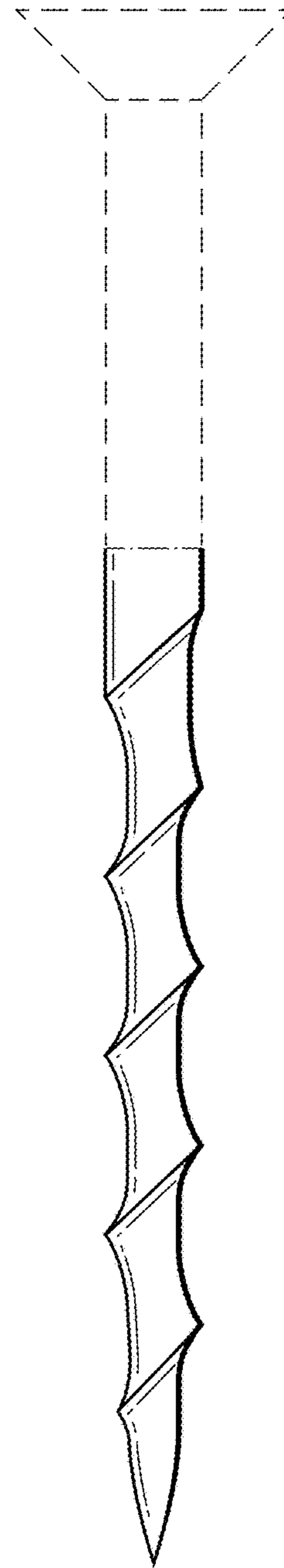


FIG. 2

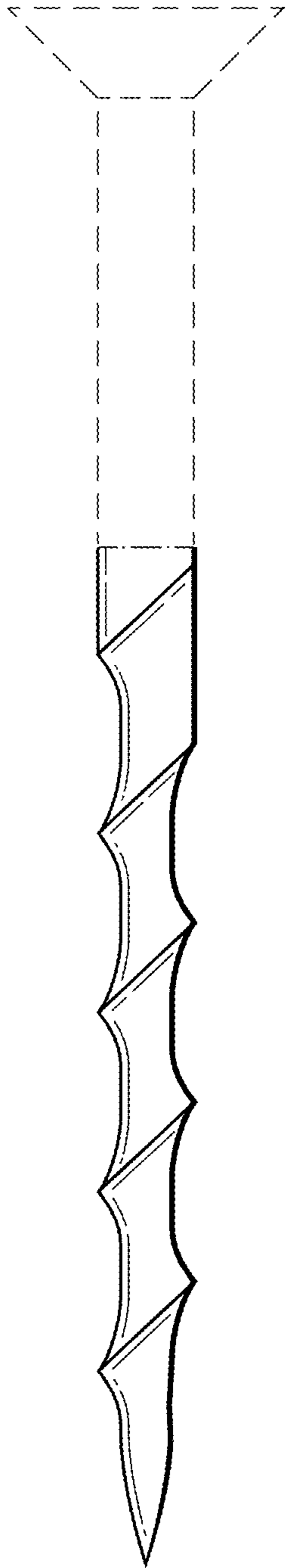


FIG. 3

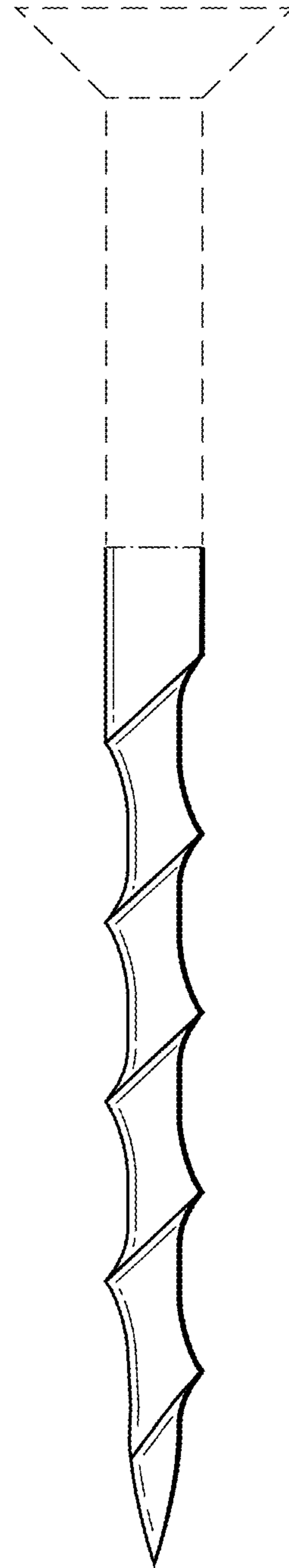


FIG. 4

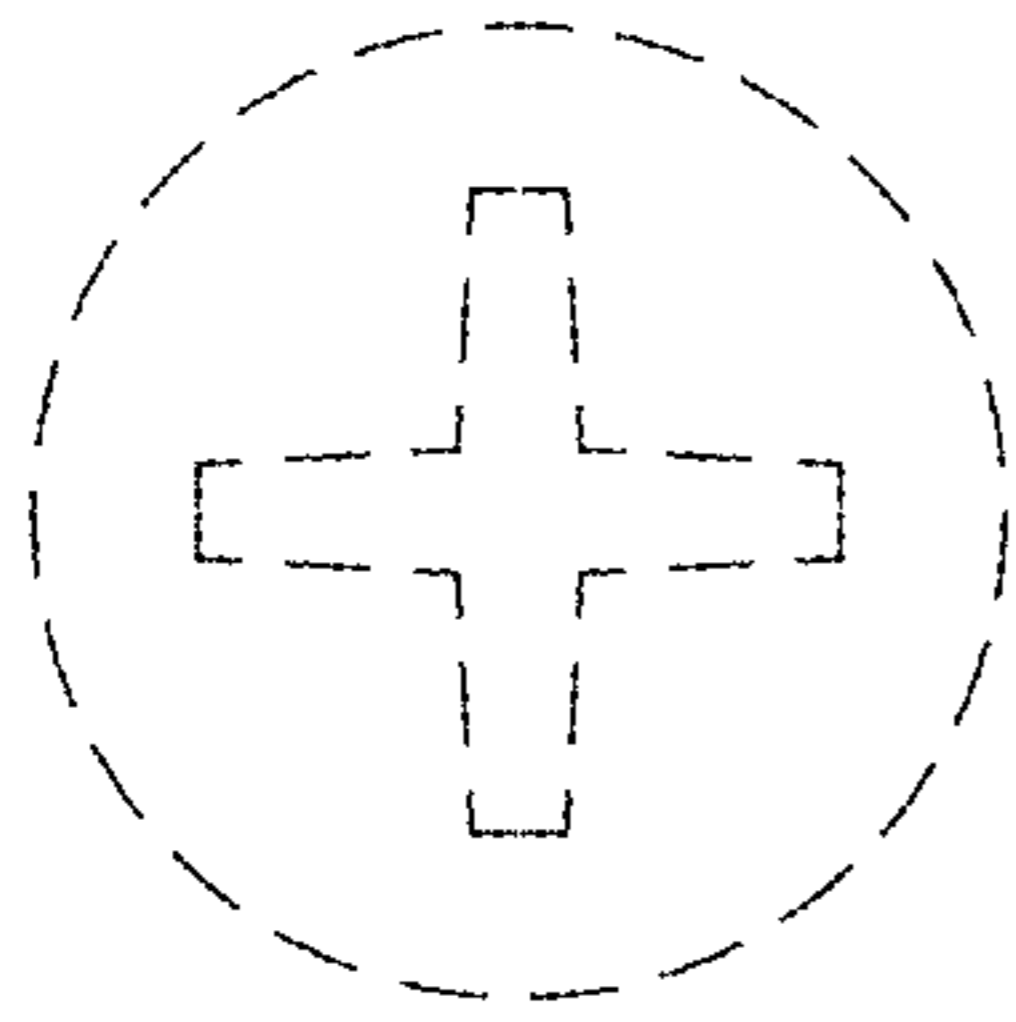


FIG. 5

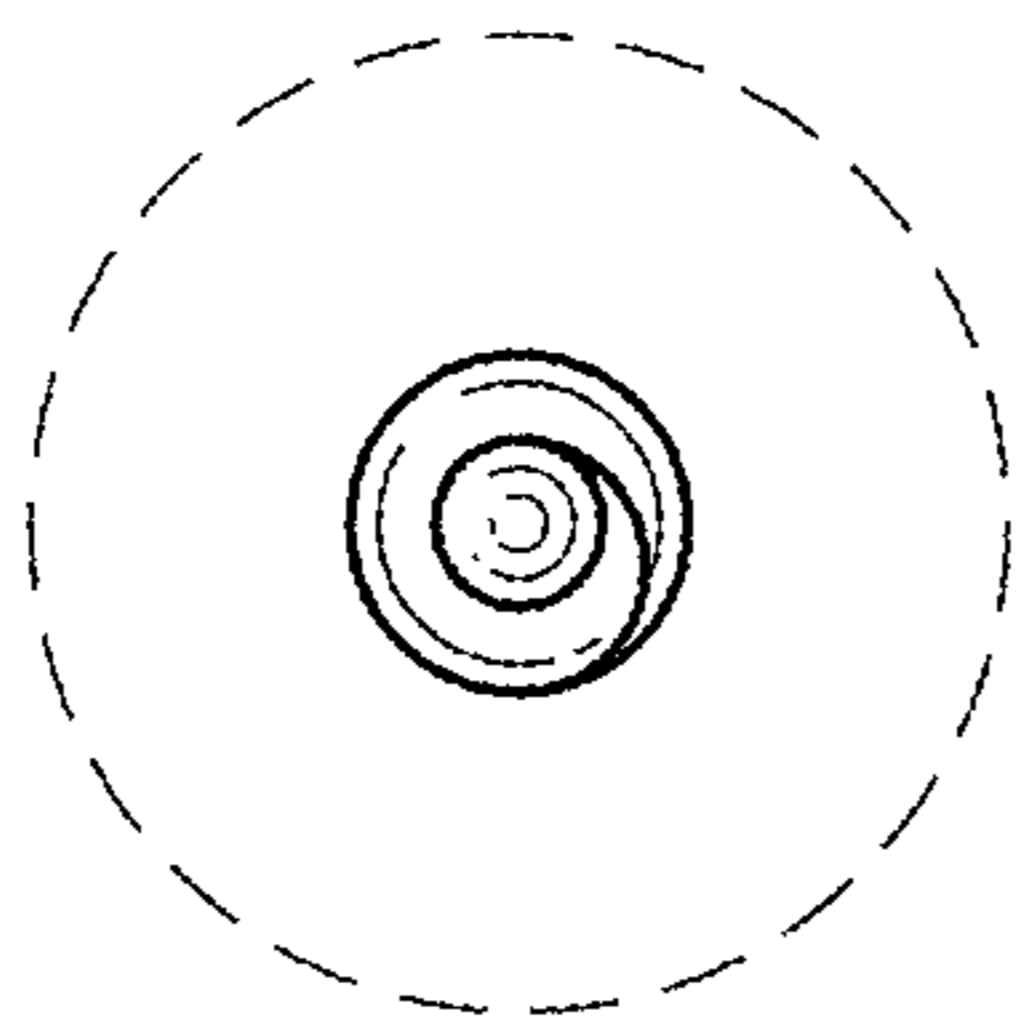


FIG. 6

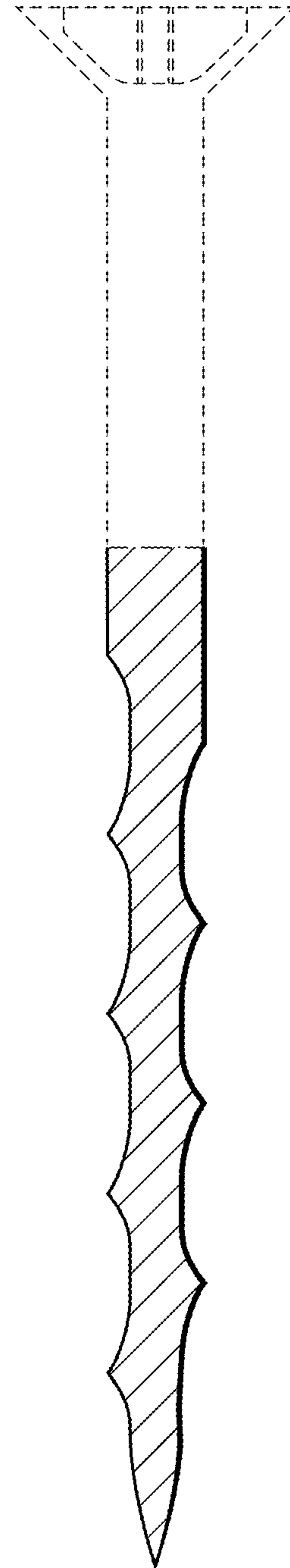


FIG. 7