



US00D785399S

(12) **United States Design Patent** (10) **Patent No.:** **US D785,399 S**  
**Funnell, II et al.** (45) **Date of Patent:** **\*\* May 2, 2017**

- (54) **DOUBLE OVEN**
- (71) Applicant: **BSH Home Appliances Corporation**, Irvine, CA (US)
- (72) Inventors: **Richard W. Funnell, II**, Huntington Beach, CA (US); **Andrew Roberson**, Long Beach, CA (US); **Graham Sadtler**, Huntington Beach, CA (US)
- (73) Assignee: **BSH Home Appliances Corporation**, Irvine, CA (US)

D366,983 S *	2/1996	Leukhardt	.....	D7/349
D424,862 S *	5/2000	Holbrook	.....	D7/349
D462,867 S *	9/2002	Resuello	.....	D7/349
D523,685 S *	6/2006	Jung	.....	D7/340
D524,095 S *	7/2006	Pino	.....	D7/349
D525,476 S *	7/2006	Bengtson	.....	D7/349
D527,948 S *	9/2006	Bengtson	.....	D7/349
D539,591 S *	4/2007	Bengtson	.....	D7/349
D560,958 S *	2/2008	Shin	.....	D7/348
D611,294 S *	3/2010	Busalt	.....	D7/349
D626,781 S *	11/2010	Busalt	.....	D7/349
D671,790 S *	12/2012	Busalt	.....	D7/349
D709,726 S *	7/2014	Borjesson	.....	D7/349
D724,889 S *	3/2015	Borjesson	.....	D7/349

- (\*\*) Term: **15 Years**
- (21) Appl. No.: **29/544,362**
- (22) Filed: **Nov. 3, 2015**

\* cited by examiner

*Primary Examiner* — Mitchell Siegel  
(74) *Attorney, Agent, or Firm* — Michael E. Tschupp; Andre Pallapies

**Related U.S. Application Data**

- (62) Division of application No. 29/456,411, filed on May 31, 2013, now Pat. No. Des. 751,854.
- (51) **LOC (10) Cl.** ..... **07-02**
- (52) **U.S. Cl.**  
USPC ..... **D7/349**
- (58) **Field of Classification Search**  
USPC ..... D7/339-349  
CPC ..... F24C 15/006; F24C 15/18  
See application file for complete search history.

(57) **CLAIM**

The ornamental design for a double oven, as shown and described.

**DESCRIPTION**

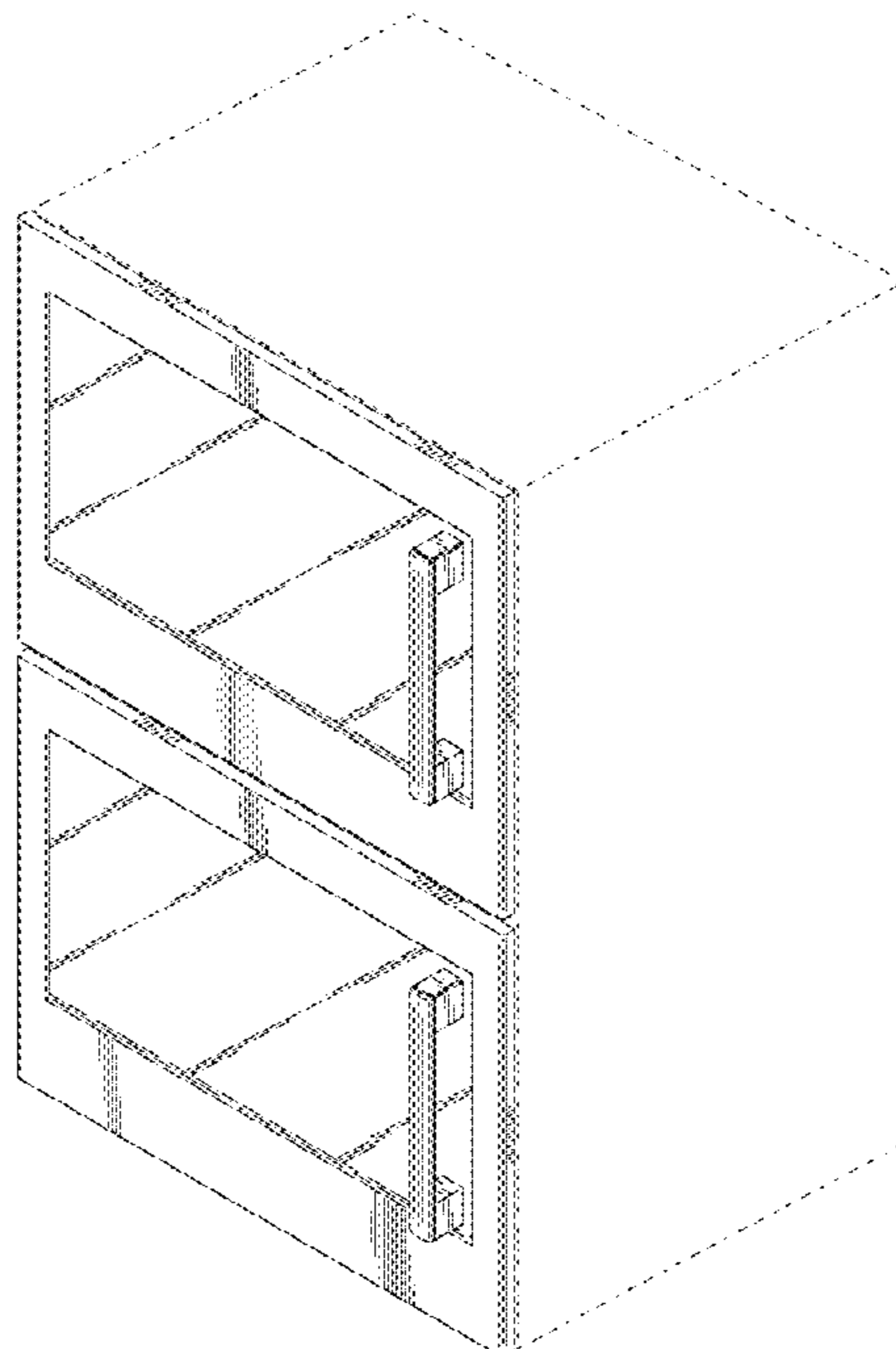
FIG. 1 is a front perspective view of a double oven showing an embodiment of our new ornamental design;  
FIG. 2 a front view thereof;  
FIG. 3 is a top view thereof, with the bottom view thereof being a mirror image thereof; and,  
FIG. 4 is a right side view thereof, with the left side view being a mirror image thereof.  
The broken lines represent environment and form no part of the claimed design.  
The sides of the double oven not shown forms no part of the claimed design.

(56) **References Cited**

**U.S. PATENT DOCUMENTS**

D172,209 S *	5/1954	Armstrong	.....	D7/340
D187,168 S *	2/1960	Kimberley	.....	D7/349
3,924,601 A *	12/1975	Nuss	.....	F24C 15/006
				126/21 R

**1 Claim, 4 Drawing Sheets**



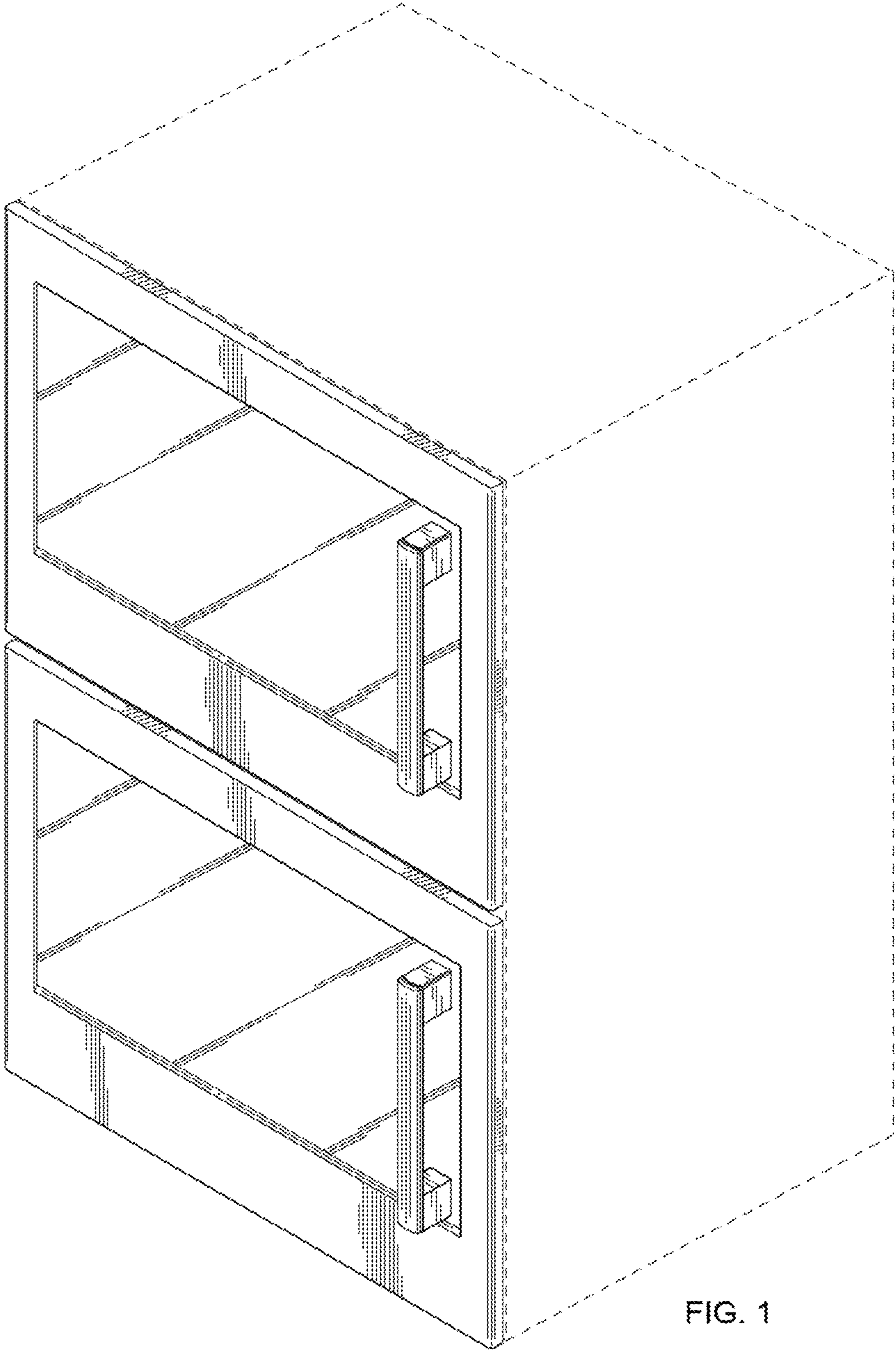


FIG. 1

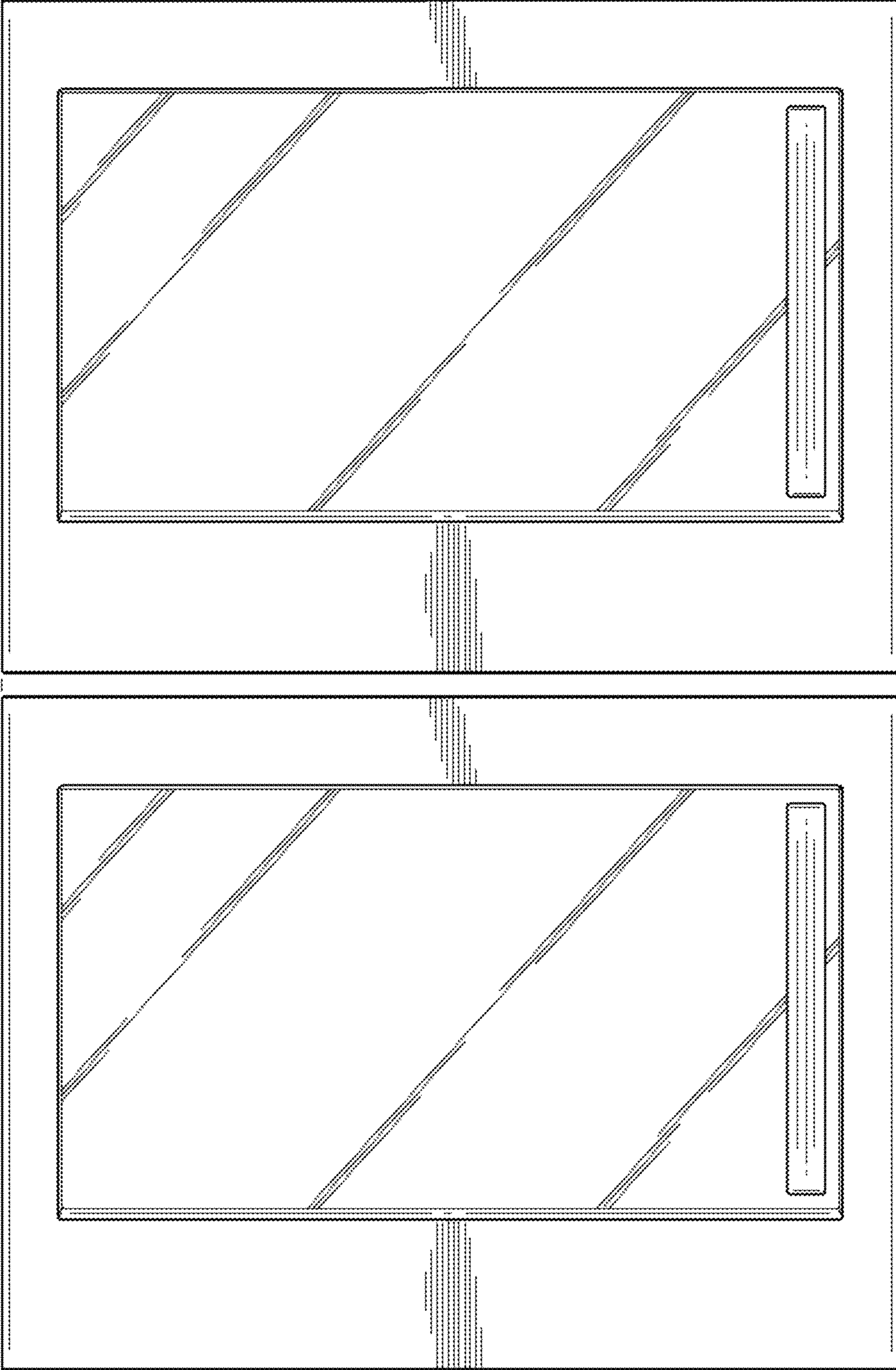


FIG. 2

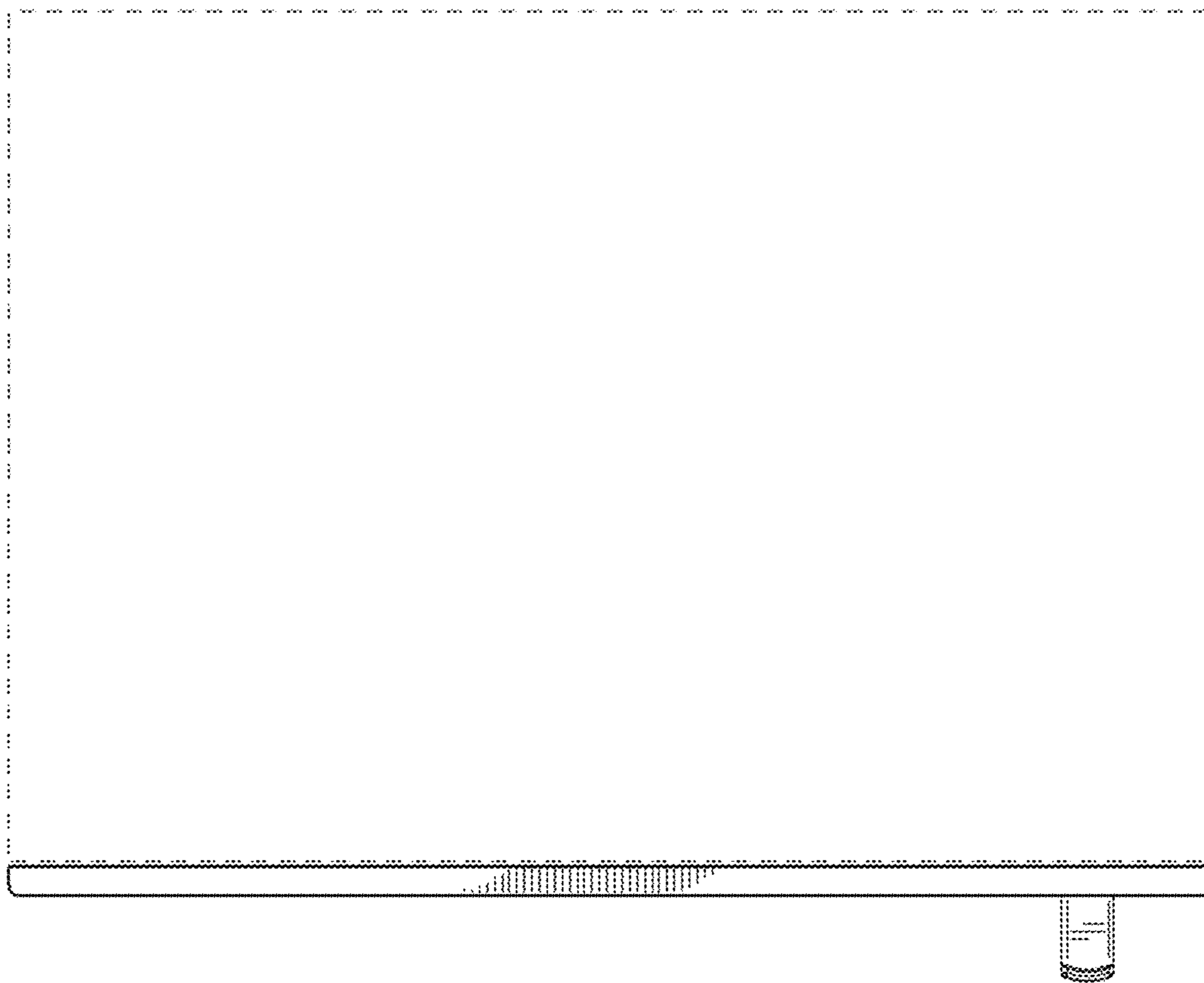


FIG. 3

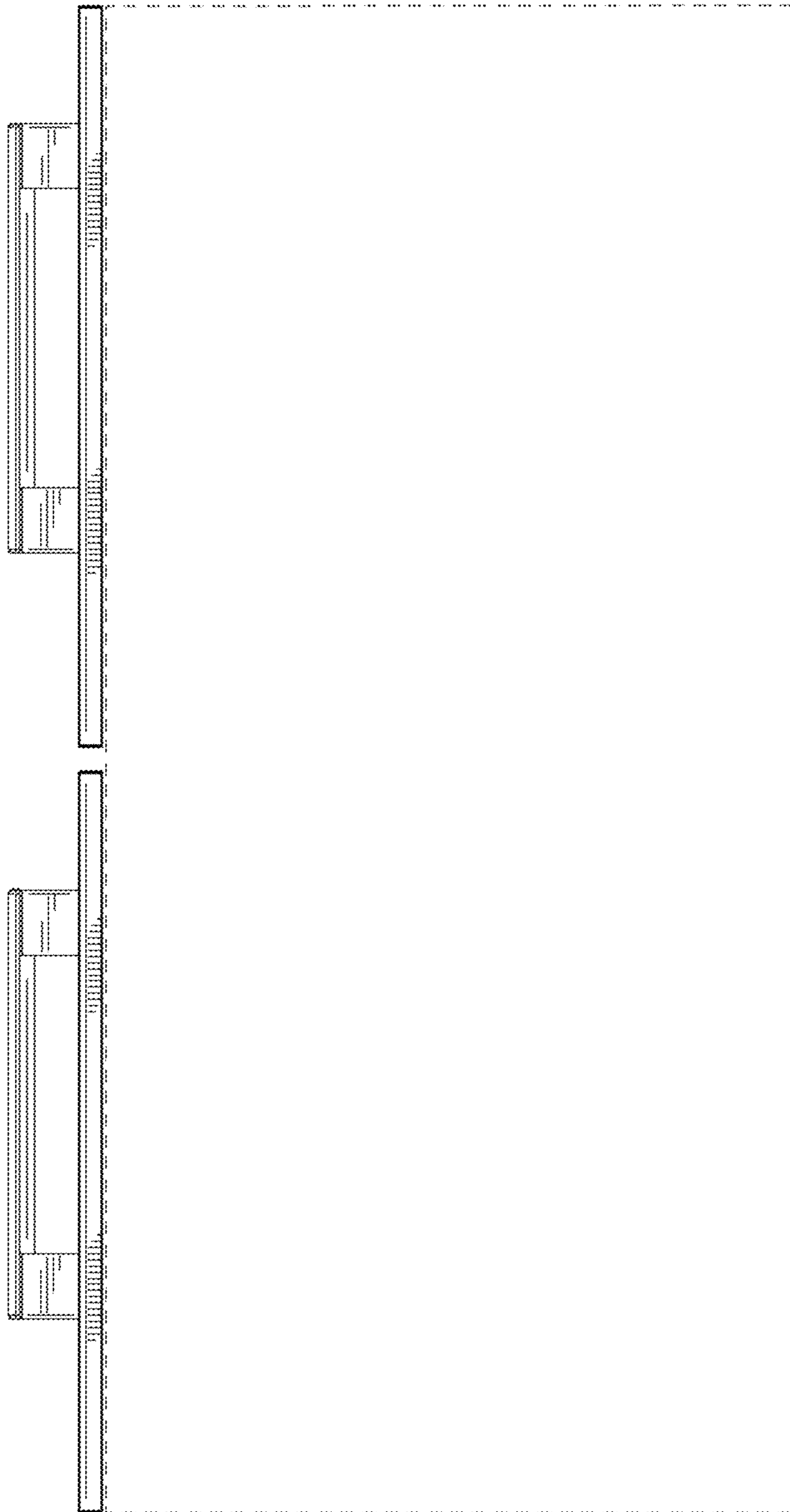


FIG. 4