



US00D785350S

(12) **United States Design Patent**
Jin

(10) **Patent No.:** **US D785,350 S**

(45) **Date of Patent:** **** May 2, 2017**

(54) **CHAIR**

(71) Applicant: **Yunqi Jin**, Zhejiang (CN)

(72) Inventor: **Yunqi Jin**, Zhejiang (CN)

(**) Term: **15 Years**

(21) Appl. No.: **29/551,214**

(22) Filed: **Jan. 12, 2016**

(51) **LOC (10) Cl.** **06-01**

(52) **U.S. Cl.**
USPC **D6/334**

(58) **Field of Classification Search**
USPC D6/334, 335, 336, 360, 361, 367, 368,
D6/371-375, 379-381, 716, 716.1-716.8
CPC A47C 7/00; A47C 7/62; A47C 7/18; A47C
7/54; A47C 4/00; A47C 4/028; A47C
4/28; A47C 3/16; A47C 3/04; A47C 3/12;
A47C 1/02; A47C 1/14
See application file for complete search history.

(56) **References Cited**

U.S. PATENT DOCUMENTS

D239,582 S *	4/1976	Grosfillex	D6/376
D284,813 S *	7/1986	Shaw	D6/372
D355,781 S *	2/1995	Saiger	D6/334
D394,355 S *	5/1998	Weiss	D6/358
D417,345 S *	12/1999	Bell	D6/376
D434,239 S *	11/2000	Tseng	D6/369

D454,710 S *	3/2002	Tseng	D6/376
D456,630 S *	5/2002	Anderson	D6/379
D457,343 S *	5/2002	Tseng	D6/370
D517,340 S *	3/2006	Tseng	D6/376
D520,258 S *	5/2006	Vanderminden	D6/376
D526,795 S *	8/2006	Tseng	D6/360
D526,801 S *	8/2006	Chen	D6/369
D528,313 S *	9/2006	Chen	D6/360
D528,315 S *	9/2006	Tseng	D6/365
D532,212 S *	11/2006	Bell	D6/369
D584,909 S *	1/2009	Gochman	D6/716.4
D740,061 S *	10/2015	Collins	D6/376
D743,197 S *	11/2015	Taunton	D6/376

* cited by examiner

Primary Examiner — Deanna L Pratt

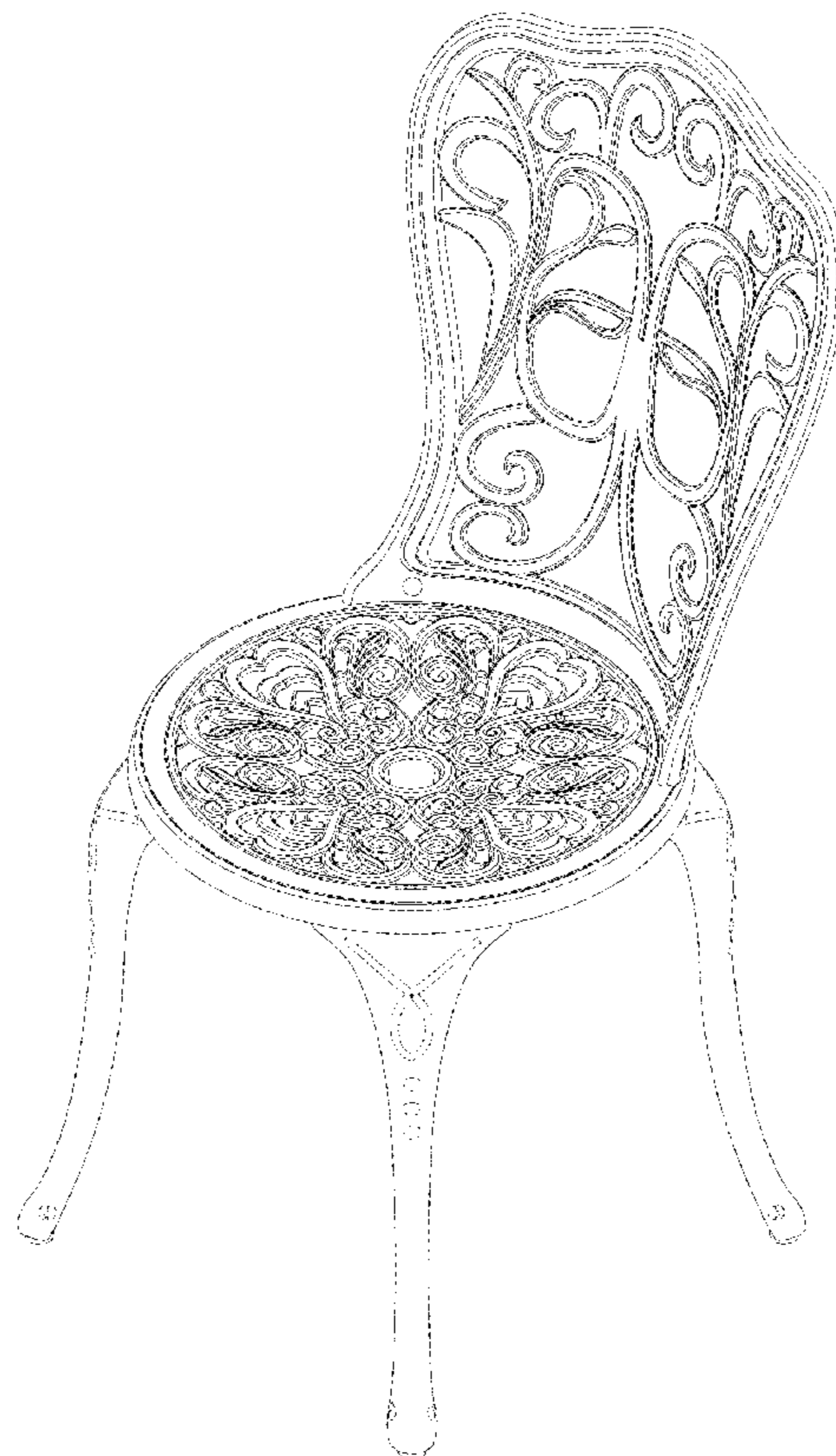

(57) **CLAIM**

The ornamental design for a chair, as shown and described.

DESCRIPTION

FIG. 1 is a front elevational view of a chair showing my new design;
FIG. 2 is a rear elevational view thereof;
FIG. 3 is a left side view thereof;
FIG. 4 is a right side view thereof;
FIG. 5 is a top plan view thereof;
FIG. 6 is a bottom plan view thereof;
FIG. 7 is a first perspective view thereof; and,
FIG. 8 is a second perspective view thereof.
The broken lines illustrate portions of the chair that form no part of the claimed design.

1 Claim, 8 Drawing Sheets






Fig. 1




Fig. 2




Fig. 3




Fig. 4




Fig. 5




Fig. 6

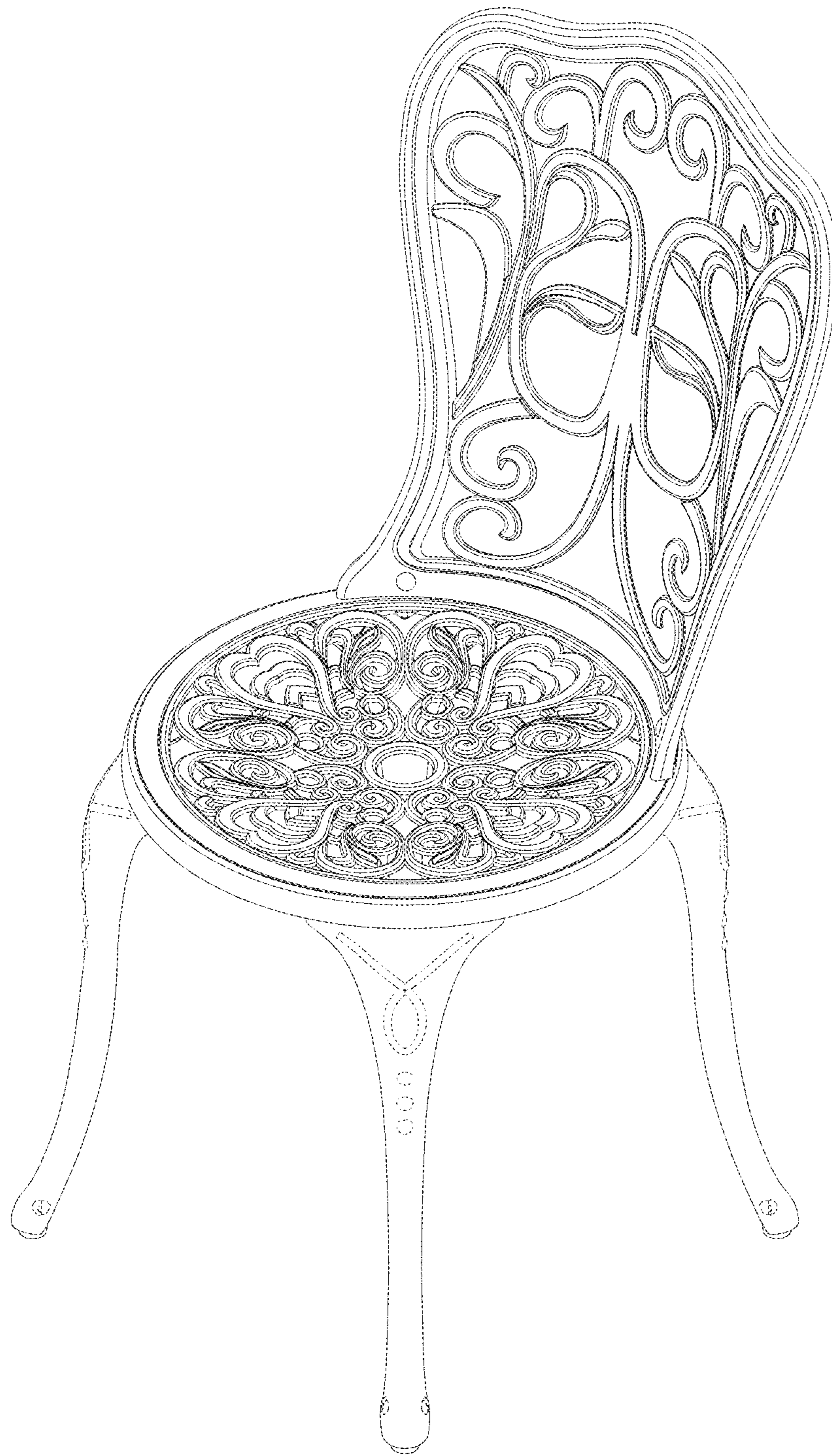


Fig. 7



Fig. 8