



US00D785294S

(12) **United States Design Patent**
Sanders

(10) **Patent No.:** **US D785,294 S**

(45) **Date of Patent:** **** May 2, 2017**

- (54) **HEADSCARF COVER FOR BUMP CAP**
- (71) Applicant: **Marvin L. Sanders**, Fullerton, CA
(US)
- (72) Inventor: **Marvin L. Sanders**, Fullerton, CA
(US)
- (**) Term: **15 Years**
- (21) Appl. No.: **29/550,632**
- (22) Filed: **Jan. 5, 2016**
- (51) **LOC (10) Cl.** **02-03**
- (52) **U.S. Cl.**
USPC **D2/881**
- (58) **Field of Classification Search**
USPC D2/865, 866, 867, 868, 870, 874, 877,
D2/878, 880, 881, 883, 889, 102, 109,
D2/122, 129
CPC A41D 23/00; A41G 5/0093; A42B 1/00;
A42B 1/02; A42B 1/04; A42B 1/041;
A42B 1/046; A42B 1/061; A42B 1/066;
A42B 1/067; A42B 1/201; A42B 3/00;
A42B 5/00; A45D 8/40; A45D 19/18;
A45D 20/18
See application file for complete search history.

- (56) **References Cited**
U.S. PATENT DOCUMENTS
1,610,480 A * 12/1926 Seilaz A45D 8/40
132/274
D376,681 S * 12/1996 Riesenman D2/866
D402,088 S * 12/1998 Edwards D2/866

- 6,735,783 B2 * 5/2004 Phillips A42B 1/041
2/202
- 7,096,510 B2 * 8/2006 Yeadon A42B 1/041
2/202
- D543,013 S * 5/2007 Robinson, III D2/881
- D564,732 S * 3/2008 Cash, Sr. D2/879
- D617,980 S * 6/2010 Guinyard D2/880
- D665,560 S * 8/2012 Shakir D2/881
- D669,662 S * 10/2012 Reid D2/867
- 2009/0241241 A1 * 10/2009 Bailey A42B 1/24
2/202
- 2010/0100999 A1 * 4/2010 Carter A42B 1/041
2/204
- 2011/0247126 A1 * 10/2011 White A42B 1/041
2/207

* cited by examiner

Primary Examiner — Karen E. Eldridge Powers
Assistant Examiner — Jasmine Mlinarcik
(74) *Attorney, Agent, or Firm* — QuickPatents, LLC;
Kevin Prince

(57) **CLAIM**

I claim the ornamental design for a headscarf cover for bump cap, as shown and described.

DESCRIPTION

FIG. 1 is a perspective view of a headscarf cover for bump cap, showing my new design;
FIG. 2 is a front elevational view thereof;
FIG. 3 is a rear elevational view thereof;
FIG. 4 is a right-side elevational view thereof;
FIG. 5 is a left-side elevational view thereof;
FIG. 6 is a top plan view thereof; and,
FIG. 7 is a bottom plan view thereof.

1 Claim, 6 Drawing Sheets

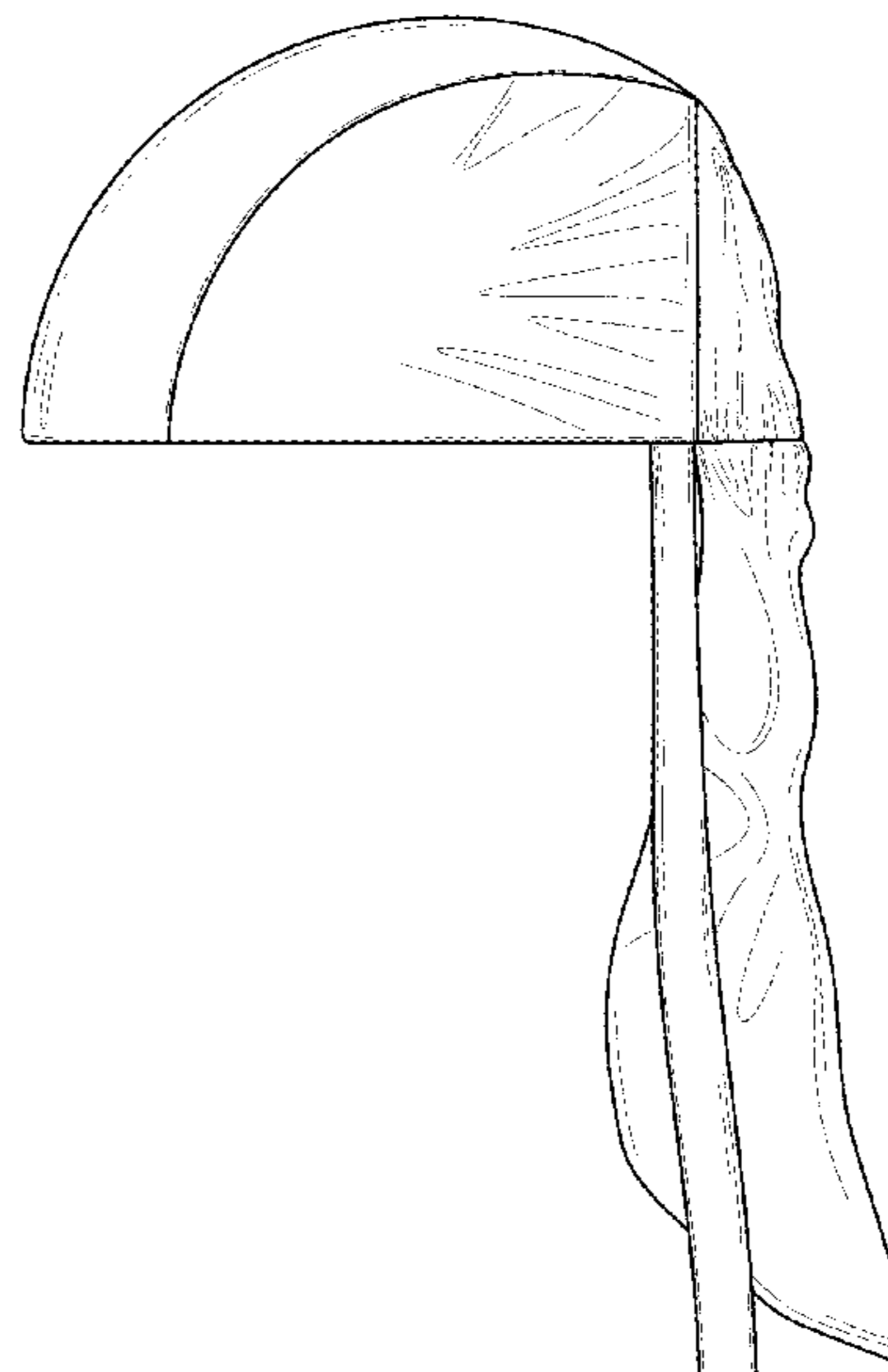
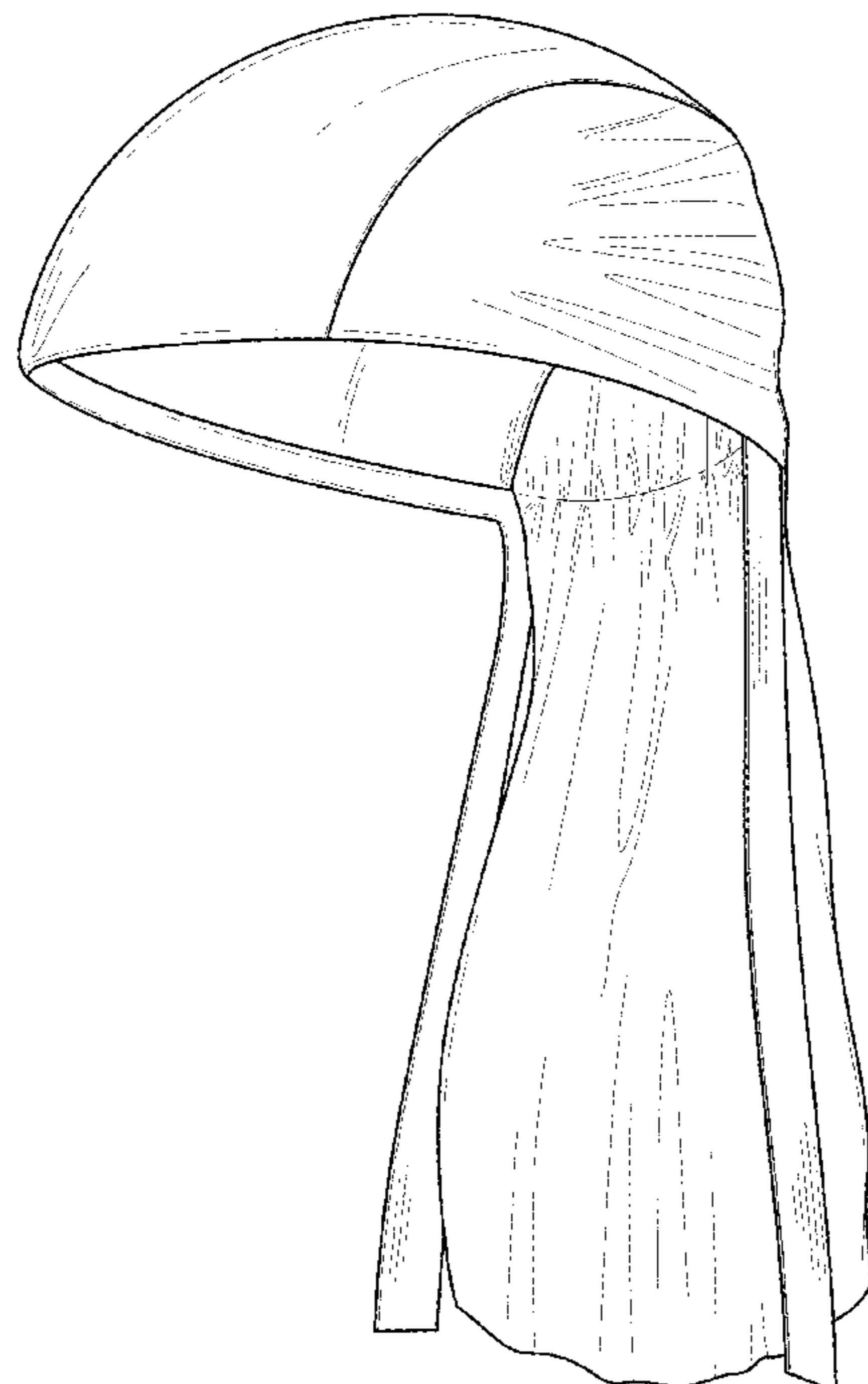




FIG. 1

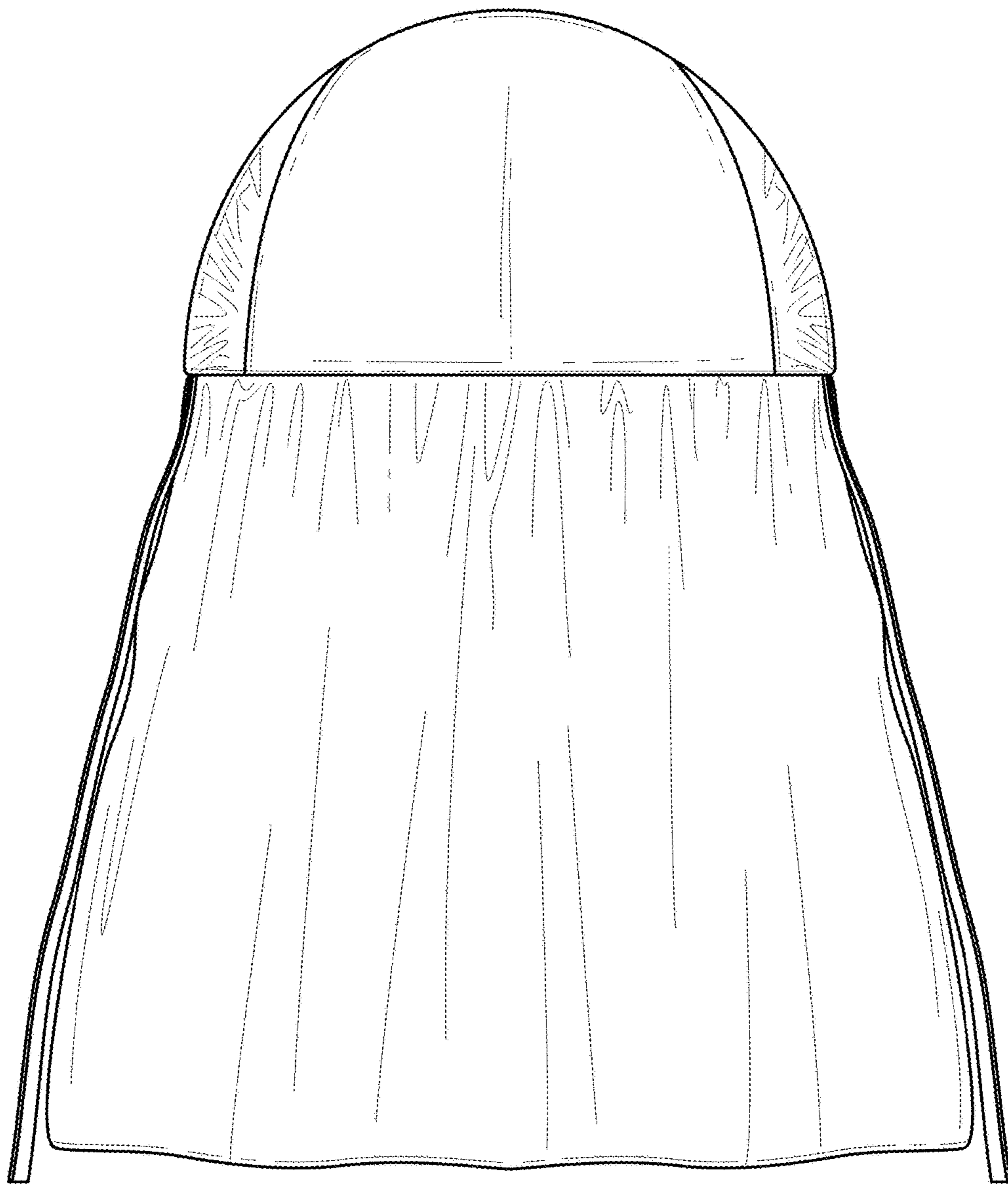


FIG. 2




FIG. 3

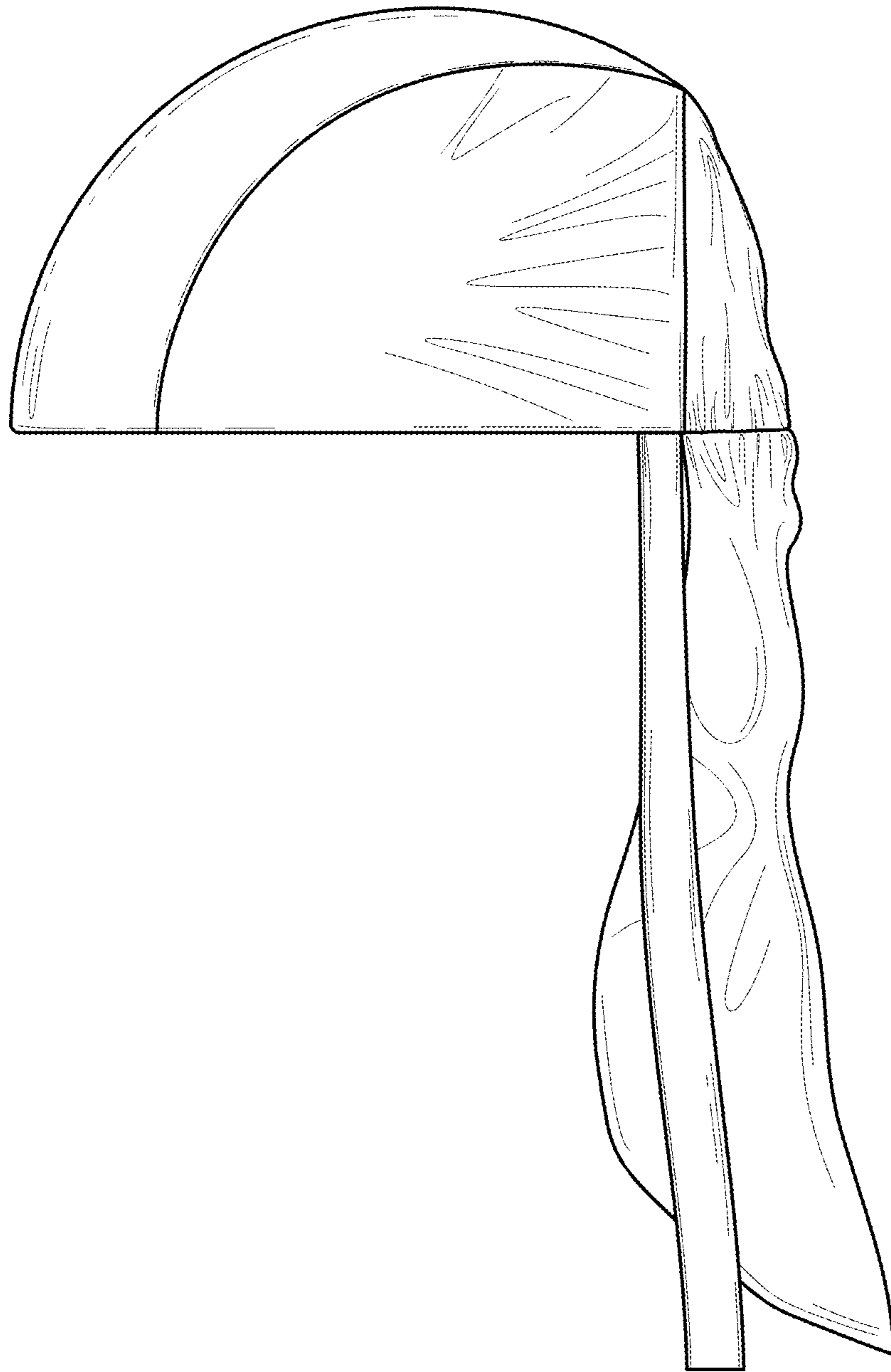


FIG. 4



FIG. 5

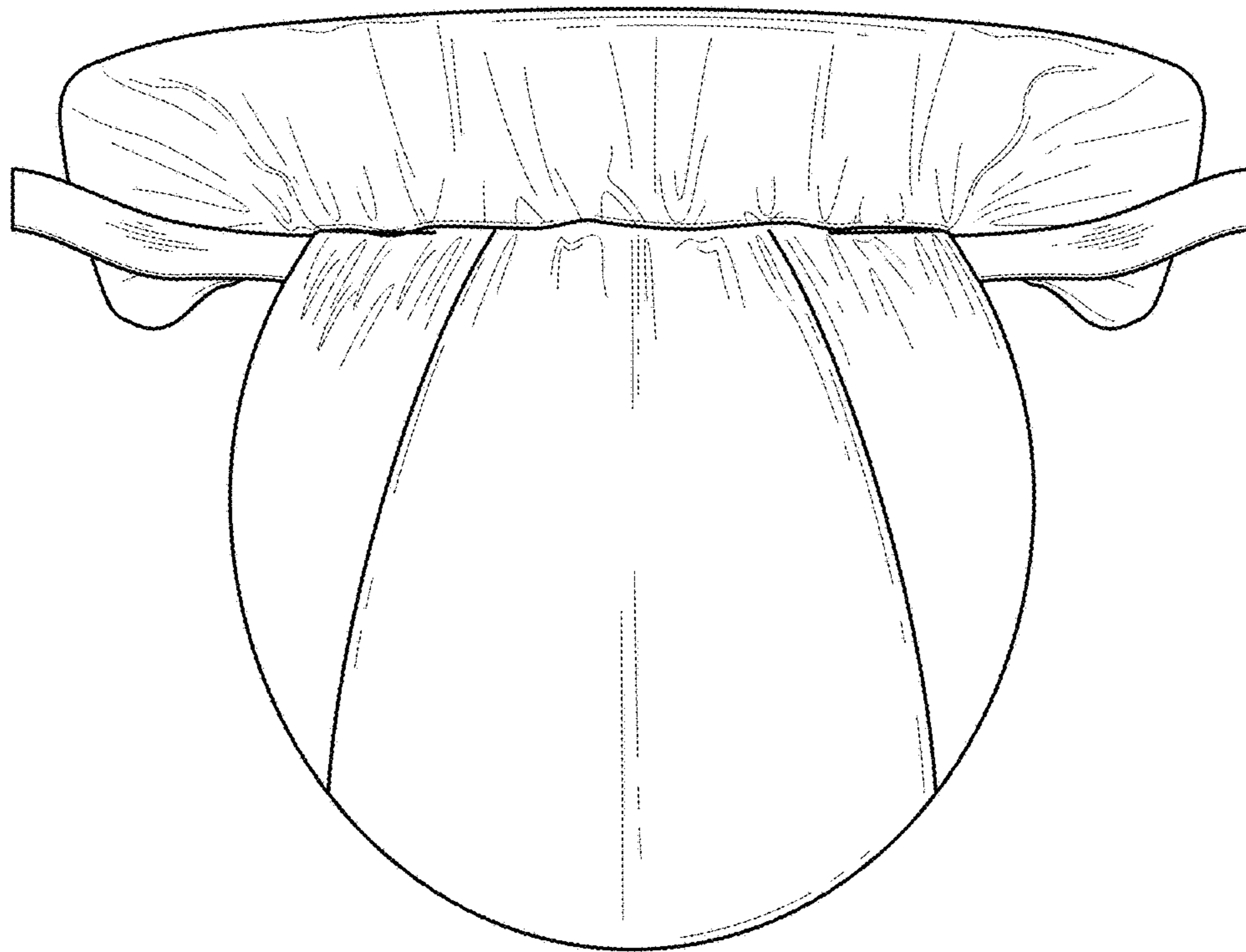


FIG. 6




FIG. 7