



US00D785282S

(12) **United States Design Patent** (10) **Patent No.:** **US D785,282 S**
Odunuyi (45) **Date of Patent:** **** May 2, 2017**

(54) **COMBINATION NECKTIE AND BOWTIE**
(71) Applicant: **Matthew Odunuyi**, Tinley Park, IL (US)
(72) Inventor: **Matthew Odunuyi**, Tinley Park, IL (US)
(**) Term: **15 Years**
(21) Appl. No.: **29/554,910**
(22) Filed: **Feb. 17, 2016**
(51) **LOC (10) Cl.** **02-07**
(52) **U.S. Cl.**
USPC **D2/605; D2/606**
(58) **Field of Classification Search**
USPC D2/500, 501, 600, 601, 602, 603, 604, D2/605, 606, 607, 608, 609
CPC A41D 25/00; A41D 25/001; A41D 25/003; A41D 25/005; A41D 25/006; A41D 25/008; A41D 25/02; A41D 25/002; A41D 25/025; A41D 25/027; A41D 25/04; A41D 25/06; A41D 25/08; A41D 25/10; A41D 25/12; A41D 25/14
See application file for complete search history.

(56) **References Cited**

U.S. PATENT DOCUMENTS

D35,662 S * 2/1902 Cowen D2/605
751,332 A * 2/1904 Nollenberger A41D 25/02
2/151
1,456,757 A * 5/1923 Berkson A41D 25/02
2/151
1,759,007 A * 5/1930 Halpern A41D 25/16
2/151
1,772,575 A * 8/1930 Costanzo A41D 25/04
122/32
2,388,993 A * 11/1945 Pfau A41D 25/04
2/150
2,411,907 A * 12/1946 Taborski A41D 25/02
2/150

D179,910 S * 3/1957 Lewine D2/605
2,919,444 A * 1/1960 Stewart A41D 25/04
2/150
D229,796 S * 1/1974 Exkstein D2/605
(Continued)

FOREIGN PATENT DOCUMENTS

EM 2793-0002 * 7/2012
EM 2793-0001 * 9/2012

Primary Examiner — Karen E. Eldridge Powers
Assistant Examiner — Jasmine Mlinarcik
(74) *Attorney, Agent, or Firm* — Dunlap Bennett & Ludwig PLLC


(57) **CLAIM**

The ornamental design for a combination necktie and bowtie, as shown and described.

DESCRIPTION

FIG. 1 is a front perspective view of the combination necktie and bowtie;
FIG. 2 is a front elevation view thereof;
FIG. 3 is a rear elevation view thereof;
FIG. 4 is a left side elevation view thereof;
FIG. 5 is a right side elevation view thereof;
FIG. 6 is a top plan view thereof;
FIG. 7 is a bottom plan view thereof; and,
FIG. 8 is a perspective view of the combination necktie and bowtie in use.
The broken lines shown in the drawings illustrate portions of the combination necktie and bowtie that form no part of the claimed design.
The combination necktie and bowtie is shown with a symbolic break in its length. The appearance of any portion of the article between the break lines forms no part of the claimed design.
The broken lines in FIG. 8 showing of the combination necktie and bowtie illustrates environment and forms no part of the claim.

1 Claim, 6 Drawing Sheets



(56)

References Cited

U.S. PATENT DOCUMENTS

D398,737 S	*	9/1998	Umann	D2/605
D764,744 S	*	8/2016	Jones, Jr.	D2/605
D772,528 S	*	11/2016	Burden	D2/605

* cited by examiner




FIG. 1





FIG. 2






FIG. 4




FIG. 5

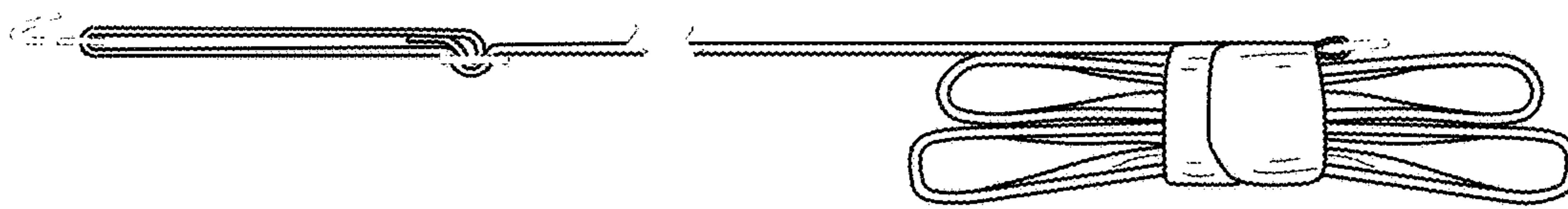


FIG. 6

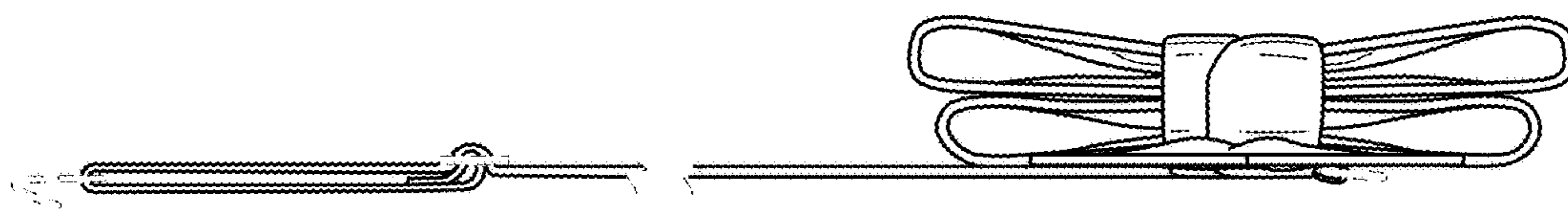


FIG. 7



FIG. 8