



US00D785281S

(12) **United States Design Patent**
Petersen

(10) **Patent No.:** **US D785,281 S**

(45) **Date of Patent:** **** May 2, 2017**

(54) **PET TREAT**

(71) Applicant: **Royal Pet Incorporated**, Inver Grove Heights, MN (US)

(72) Inventor: **Troy Petersen**, Rosemount, MN (US)

(73) Assignee: **Royal Pet Incorporated**, Inver Grove Heights, MN (US)

(**) Term: **15 Years**

(21) Appl. No.: **29/555,233**

(22) Filed: **Feb. 19, 2016**

(51) **LOC (10) Cl.** **01-01**

(52) **U.S. Cl.**
USPC **D1/199**

(58) **Field of Classification Search**
USPC D1/100-130, 199; 426/5, 76, 87, 92, 94, 426/95, 99, 101, 103, 104, 108, 134, 426/138-139, 143, 144, 279, 282, 283, 426/391, 514, 549, 559, 560, 660, 808; D9/439, 669; D24/130; D6/597, 598, D6/601; D21/488-490, 493, 680; D23/366, 386, 415; 239/44; D8/83; D30/160

CPC . A23G 3/50; A23G 3/54; A23G 9/282; A23G 3/28; A23J 3/26; A23L 1/0067
See application file for complete search history.

(56) **References Cited**

U.S. PATENT DOCUMENTS

D477,693 S * 7/2003 Kirch D30/160
6,601,539 B1 * 8/2003 Snook A01K 15/026
119/710

D479,369 S * 9/2003 Kirch D30/160
7,025,020 B2 * 4/2006 Brown A01K 15/026
119/710
7,647,894 B2 * 1/2010 Axelrod A01K 15/026
119/51.01
7,694,653 B2 * 4/2010 Axelrod A01K 15/026
119/707
D632,212 S * 2/2011 DiStefano D11/157
8,074,609 B2 * 12/2011 Adkins A01K 15/026
119/707
D661,850 S * 6/2012 Byrne D30/160
8,613,261 B2 * 12/2013 Mendal A01K 15/026
119/709
D696,836 S * 1/2014 Chen D1/106
9,089,108 B2 * 7/2015 Anderson A01K 15/026
D754,935 S * 4/2016 Lai D30/160

* cited by examiner

Primary Examiner — Garth Rademaker

Assistant Examiner — Katie Stofko Mroczka

(74) *Attorney, Agent, or Firm* — Peter J. Ims; Westman, Champlin & Koehler, P.A.

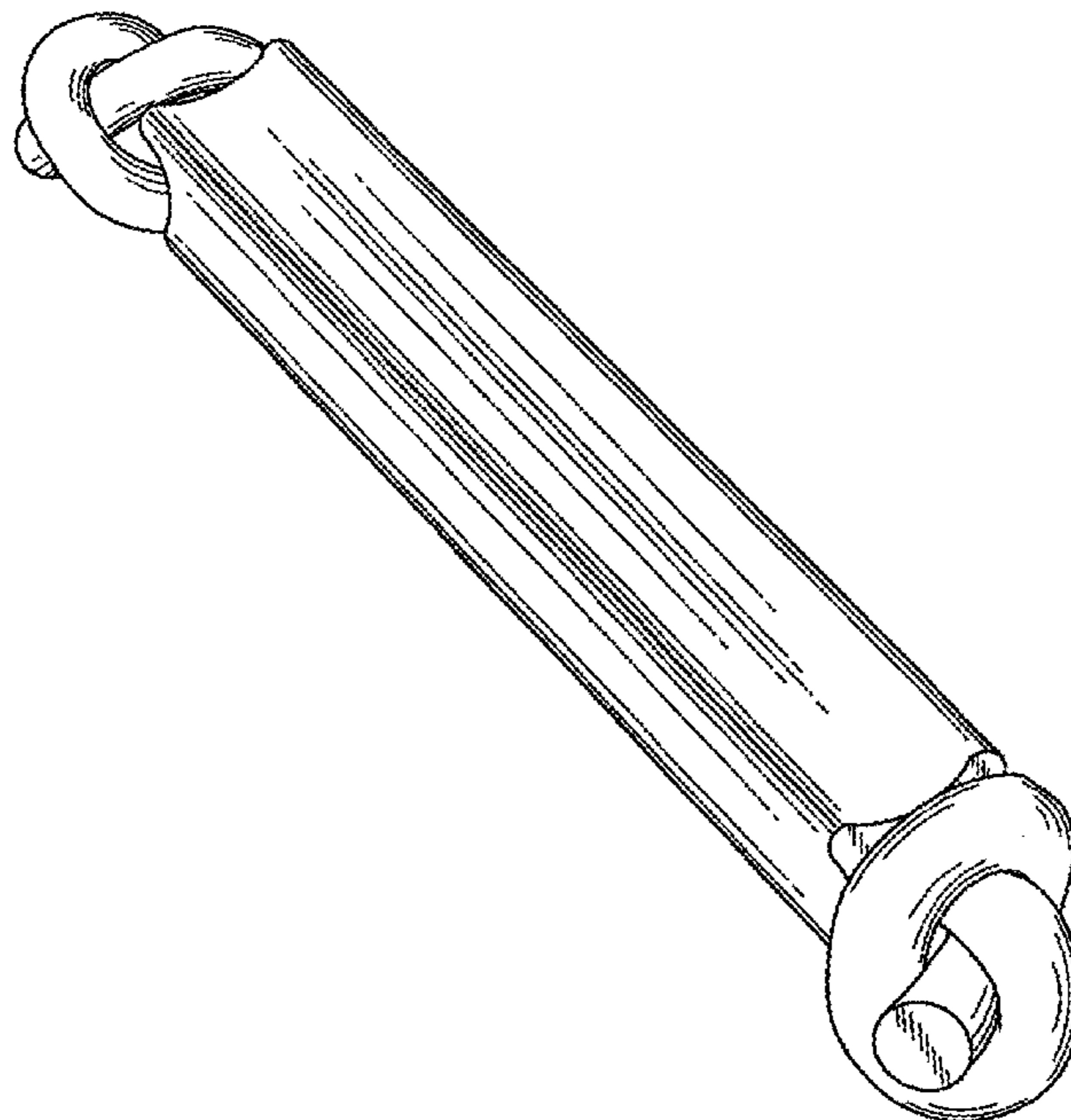
(57) **CLAIM**

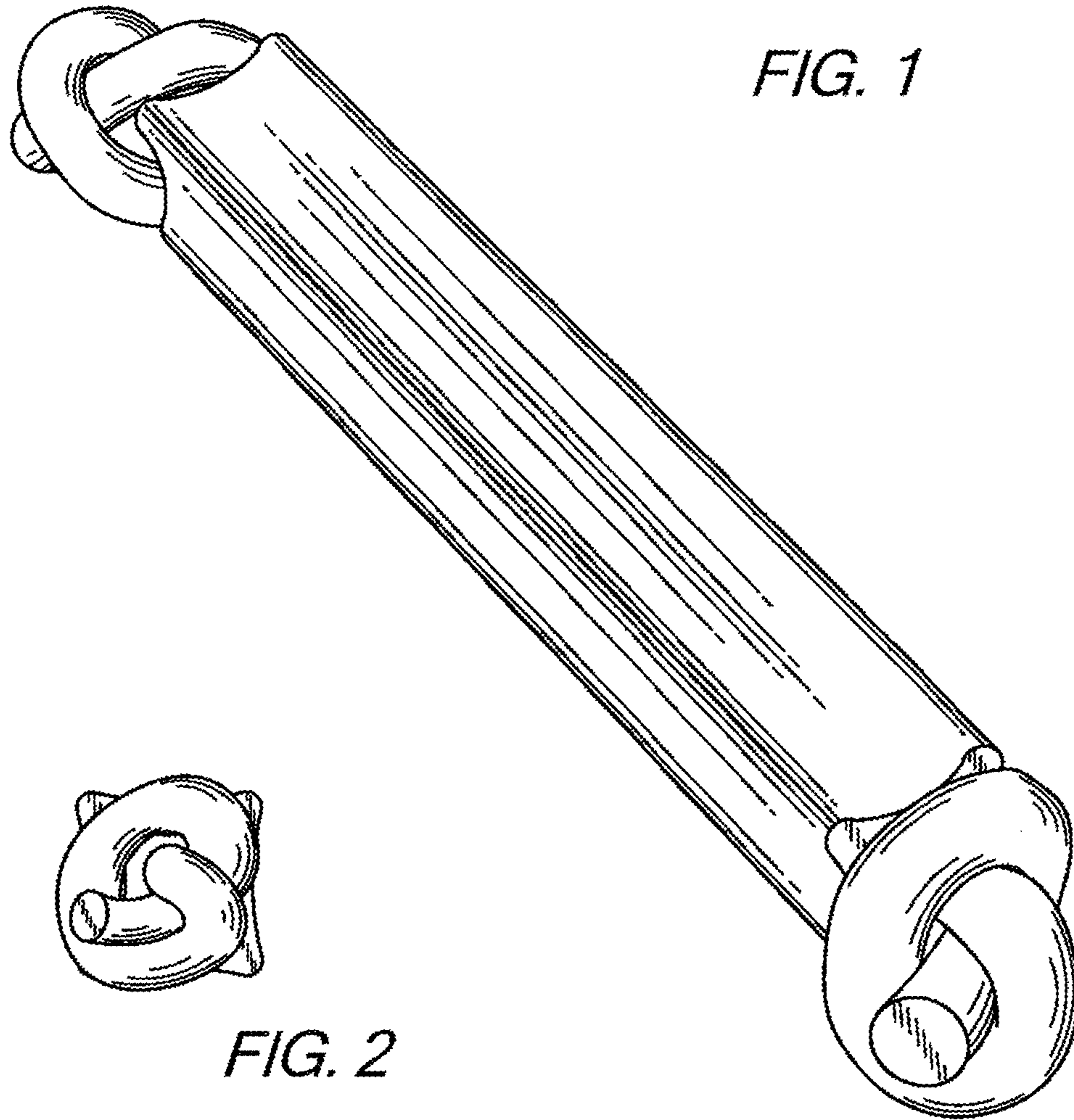
The ornamental design for a pet treat, as shown and described.

DESCRIPTION

FIG. 1 is a perspective view of a pet treat;
FIG. 2 is a left end view of the pet treat;
FIG. 3 is a right end view of the pet treat;
FIG. 4 is a top view of the pet treat;
FIG. 5 is a bottom view of the pet treat;
FIG. 6 is a front elevation view of the pet treat; and,
FIG. 7 is a rear elevation view of the pet treat.

1 Claim, 3 Drawing Sheets








FIG. 4




FIG. 5

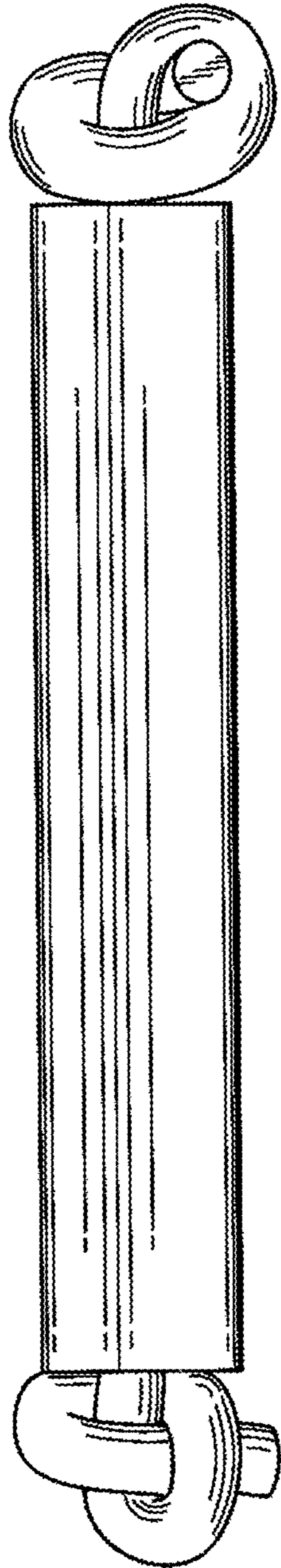


FIG. 6




FIG. 7