



US00D785255S

(12) **United States Design Patent**
Schlapkohl

(10) **Patent No.:** **US D785,255 S**

(45) **Date of Patent:** **** Apr. 25, 2017**

(54) **WALL MOUNTED VACUUM CLEANER**

(71) Applicant: **IVD Global Corporation**, Palm City, FL (US)

(72) Inventor: **Peter Schlapkohl**, Palm City, FL (US)

(73) Assignee: **IVD Global Corporation**, Palm City, FL (US)

(**) Term: **15 Years**

(21) Appl. No.: **29/527,154**

(22) Filed: **May 15, 2015**

(51) **LOC (10) Cl.** **15-05**

(52) **U.S. Cl.**
USPC **D32/21**

(58) **Field of Classification Search**
USPC D32/21-22, 31, 34, 25
CPC A47L 11/34; A47L 11/29; A47L 11/30;
A47L 7/0019; A47L 7/0004; A47L
7/0023; A47L 9/00; A47L 9/1409; A47L
5/36-5/367; A47L 5/28; A47L 5/38
See application file for complete search history.

(56) **References Cited**

U.S. PATENT DOCUMENTS

D207,773 S *	5/1967	Hamrick	D32/21
D211,826 S *	7/1968	Hamrick	D32/31
3,783,472 A *	1/1974	Mol	A47L 5/38 15/314
D232,514 S *	8/1974	Mol	D32/31
D294,187 S *	2/1988	Bertuzzo	D32/21
5,114,189 A *	5/1992	Nurmi	A47L 5/38 285/119
6,292,977 B1 *	9/2001	Mantyla	A47L 5/38 15/301
D463,634 S *	9/2002	Mantyla	D32/31
D506,298 S *	6/2005	Schmitt	D32/21
D537,580 S *	2/2007	Zimmerle	D32/21

D537,582 S *	2/2007	Zimmerle	D32/21
D538,493 S *	3/2007	Zimmerle	D32/21
D641,110 S *	7/2011	Lapalme	D32/21
D670,045 S *	10/2012	Crevling, Jr.	D32/21
D677,029 S *	2/2013	Cleary	D32/31
9,237,832 B2 *	1/2016	Schlapkohl	A47L 9/02
2005/0241099 A1 *	11/2005	Malinen	A47L 5/38 15/314
2006/0143851 A1 *	7/2006	Jenkins	A47L 5/38 15/314
2006/0150359 A1 *	7/2006	Plebani	A47L 5/38 15/314
2007/0017059 A1 *	1/2007	Zimmerle	A47L 5/225 15/315
2007/0256269 A1 *	11/2007	Pagni	A47L 5/38 15/314
2009/0083930 A1 *	4/2009	Marcil	A47L 5/38 15/301

(Continued)

Primary Examiner — Ruth McInroy

(74) *Attorney, Agent, or Firm* — McHale & Slavin, P.A.

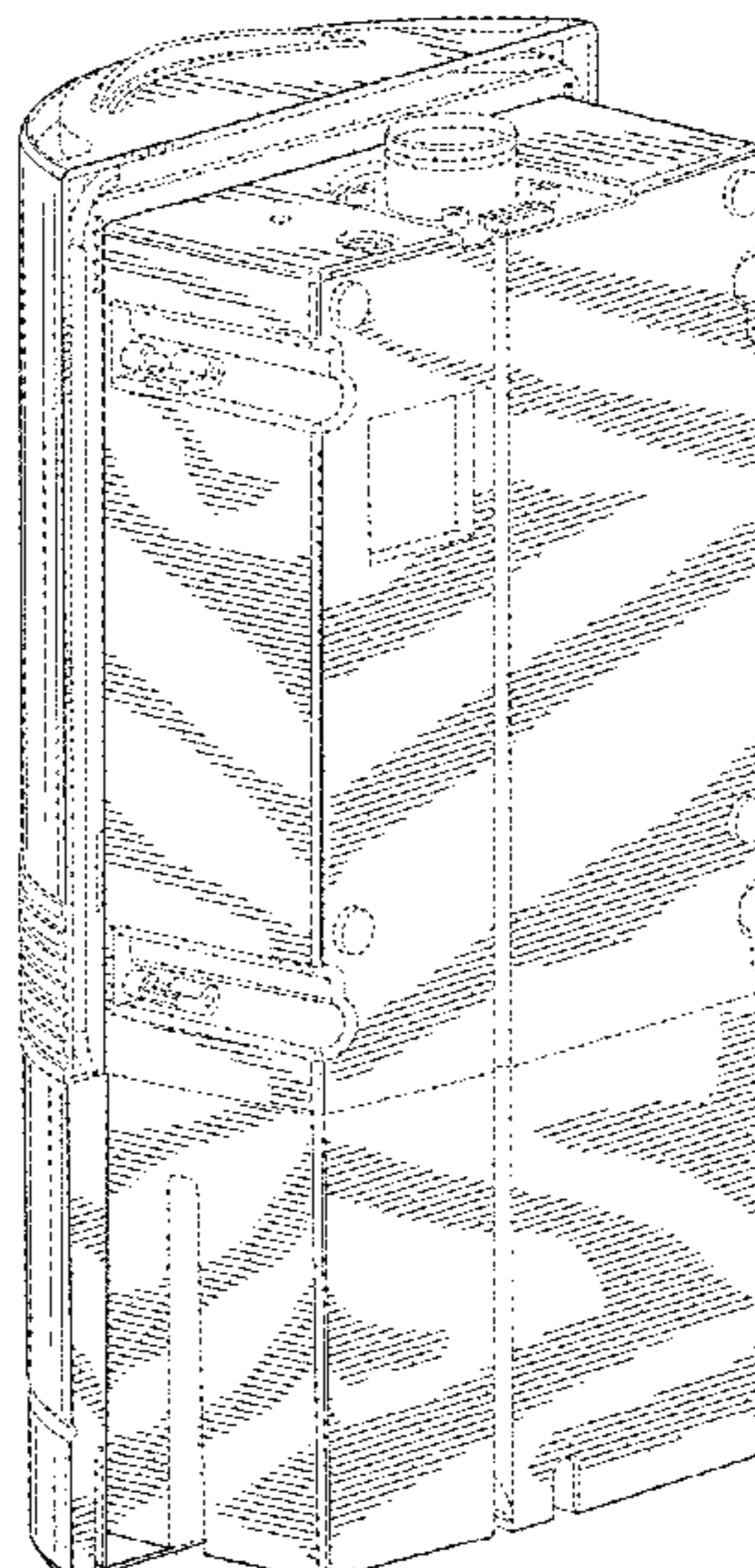
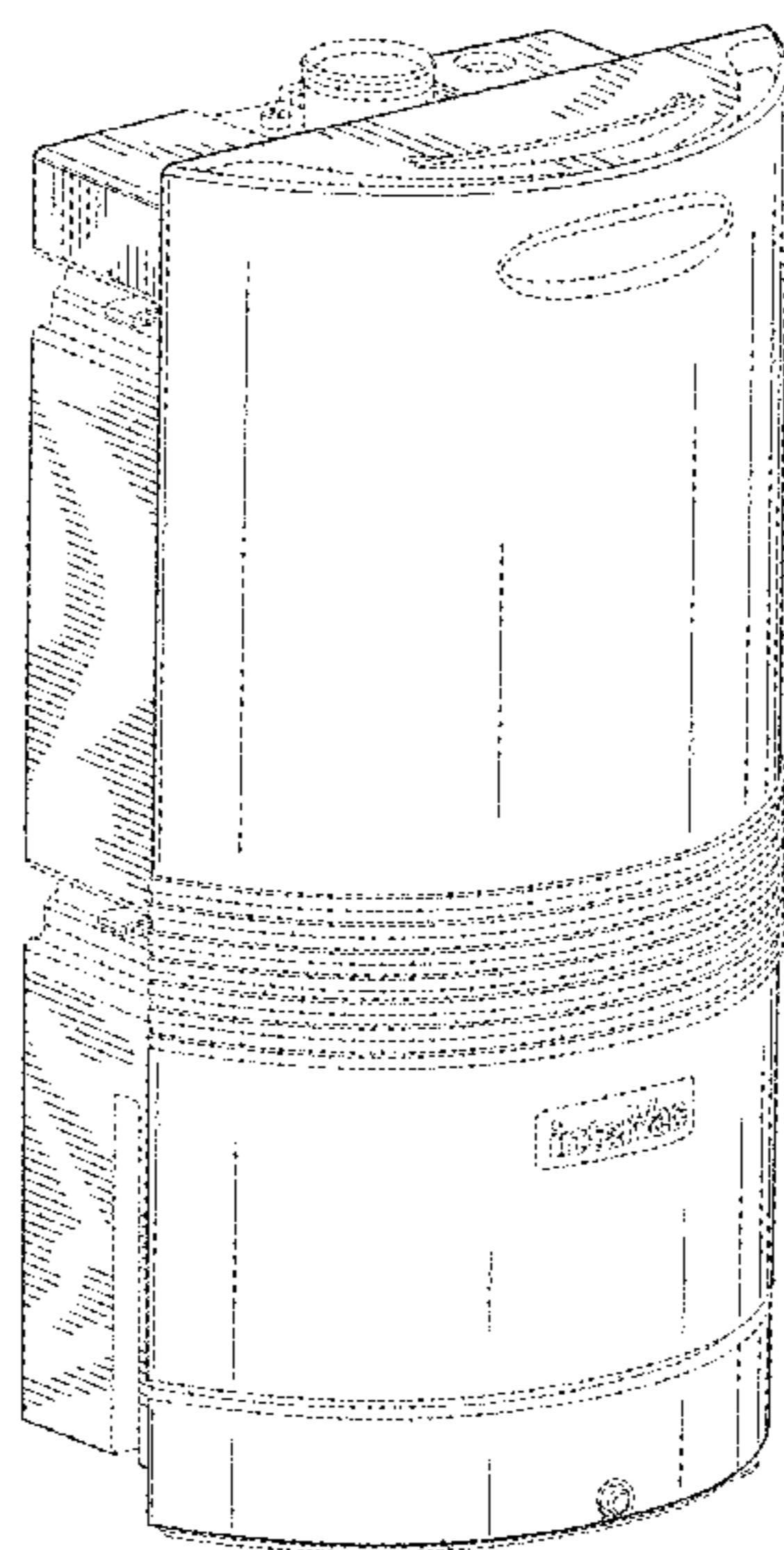
(57) **CLAIM**

The ornamental design for a wall mounted vacuum cleaner, as shown and described.

DESCRIPTION

FIG. 1 is a perspective view of a wall mounted vacuum cleaner showing my new design; FIG. 2 is a front view thereof; FIG. 3 is a top view thereof; FIG. 4 is a bottom view thereof; FIG. 5 is a rear view thereof; FIG. 6 is a left side view thereof; FIG. 7 is a right side perspective view thereof; and, FIG. 8 is a perspective view thereof mounted between two wall studs. The portions of the wall mounted vacuum cleaner illustrated in broken lines form no part of the claimed subject matter.

1 Claim, 8 Drawing Sheets



(56)

References Cited

U.S. PATENT DOCUMENTS

2010/0095475 A1* 4/2010 Gomes Melico A47L 5/38
15/301
2011/0100485 A1* 5/2011 Mantyla A47L 5/38
137/360
2013/0291899 A1* 11/2013 Fingleton A47L 5/22
134/21
2015/0257615 A1* 9/2015 Qian A47L 5/38
15/315

* cited by examiner

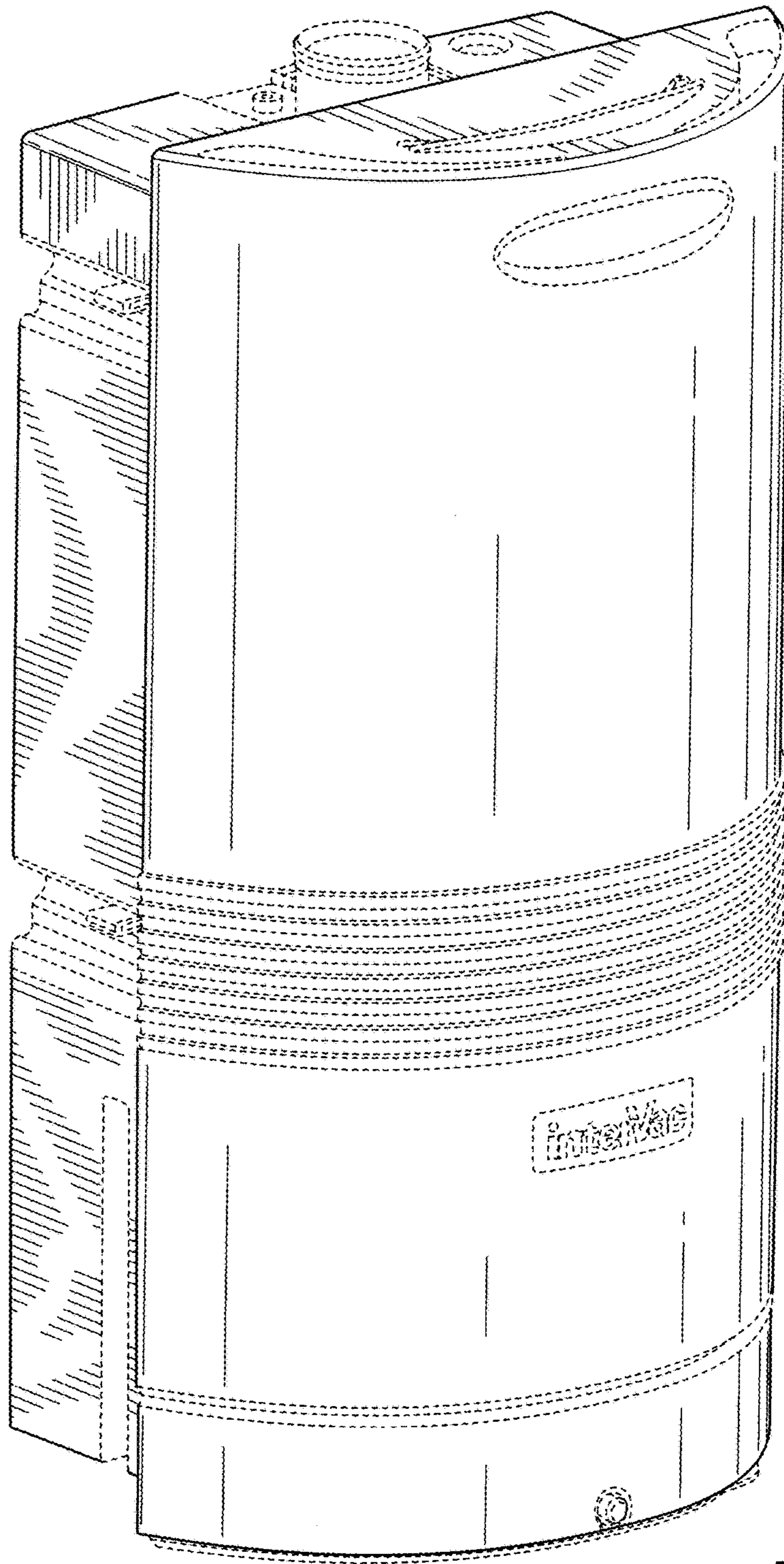


FIG. 1




FIG. 2

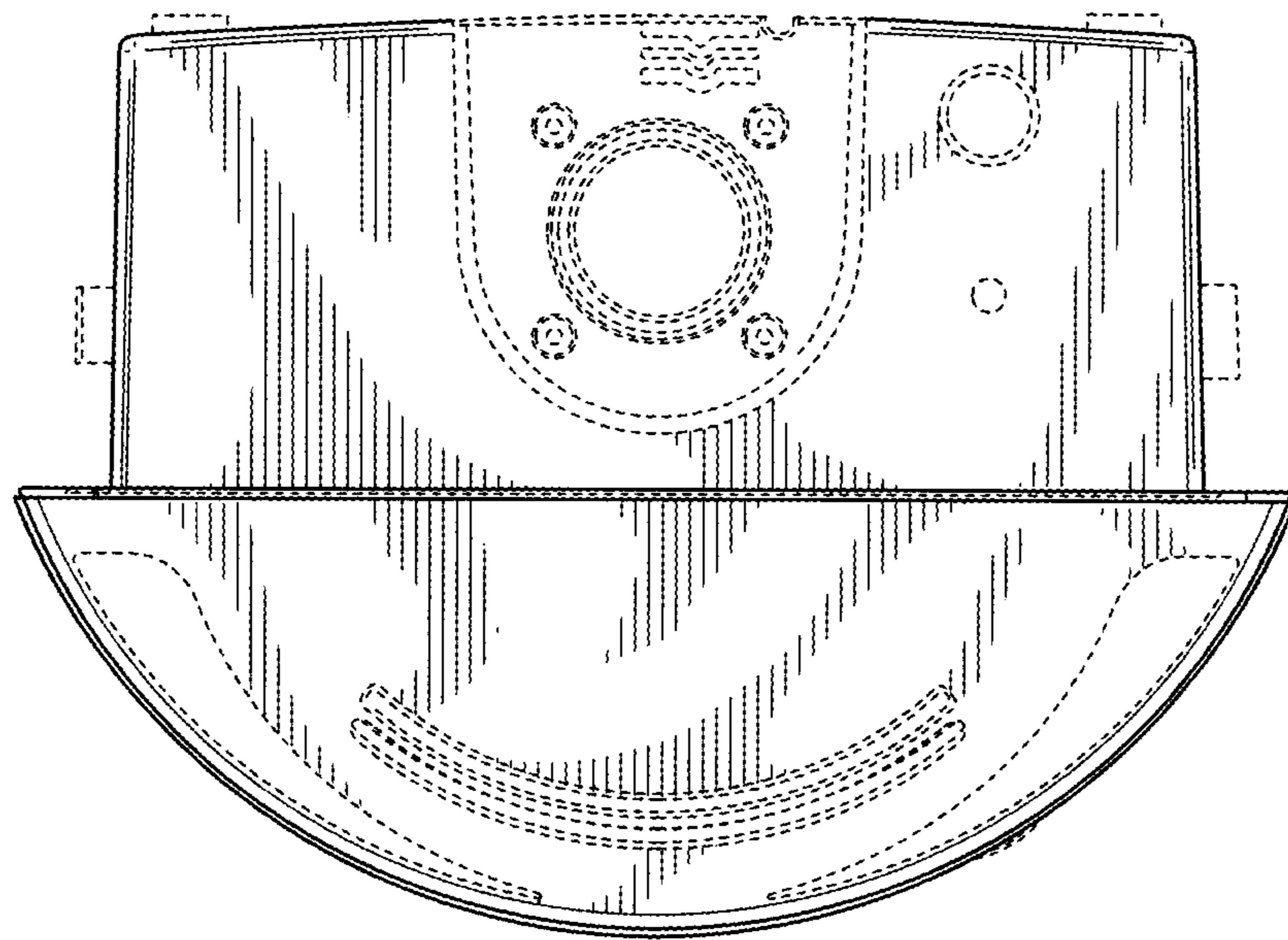


FIG. 3

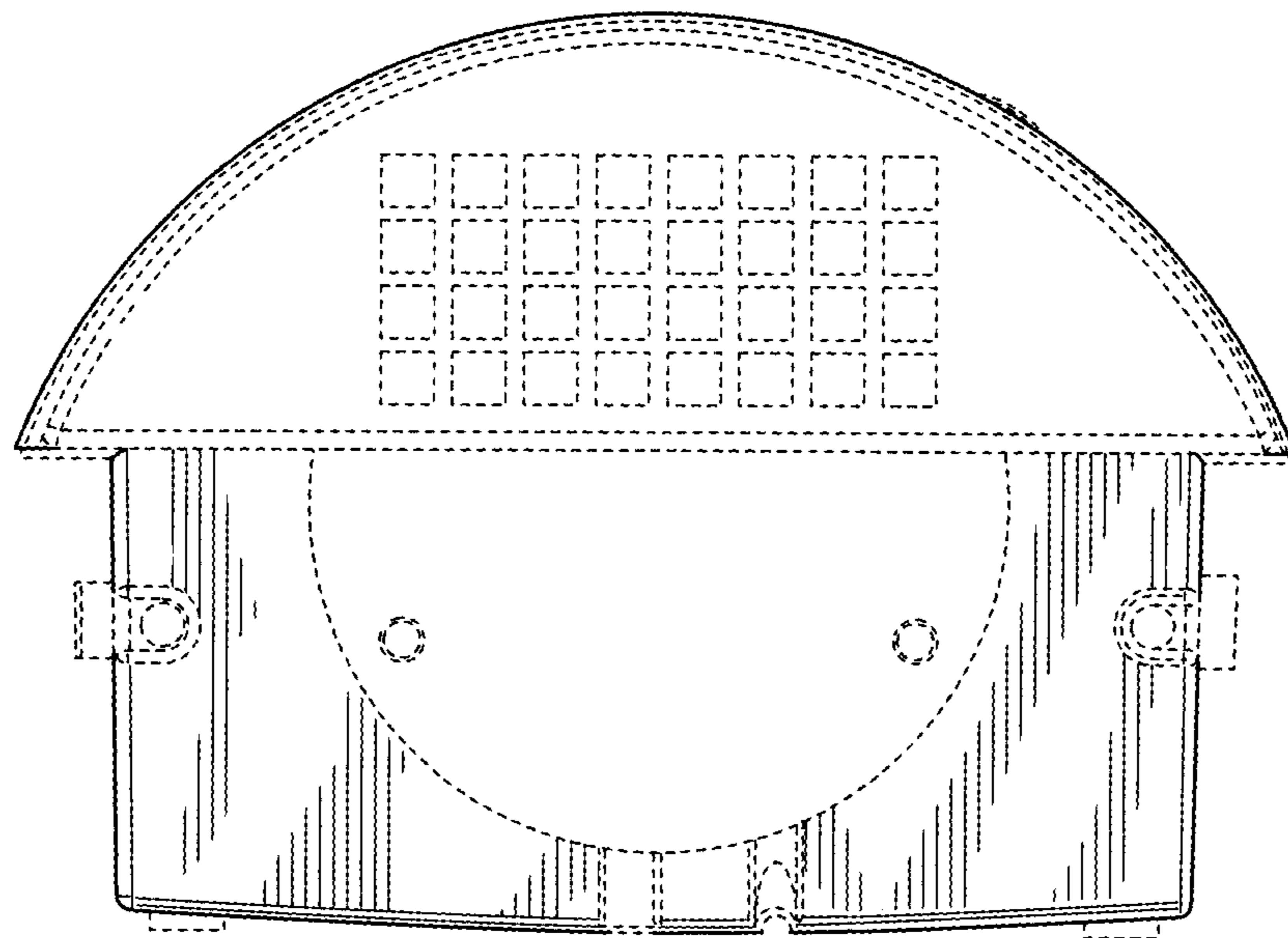


FIG. 4

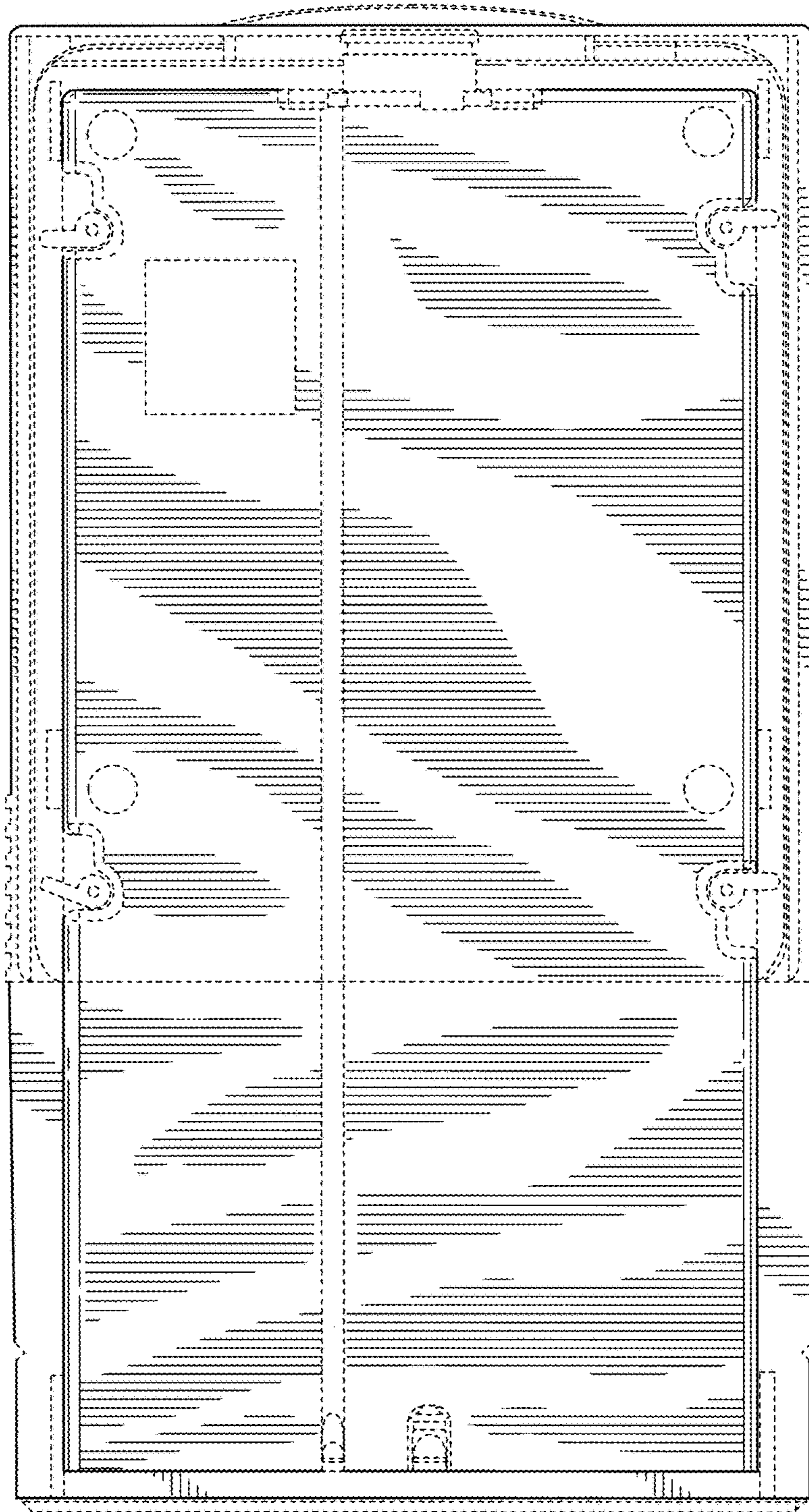


FIG. 5

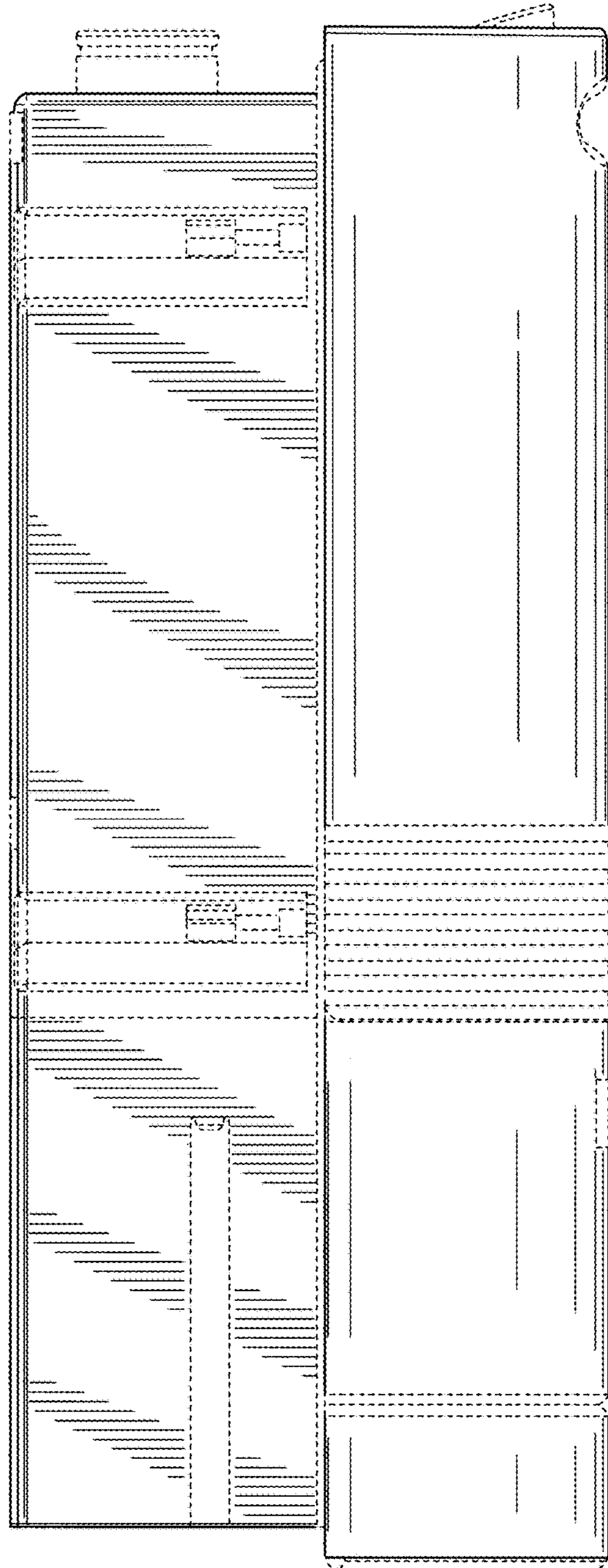


FIG. 6

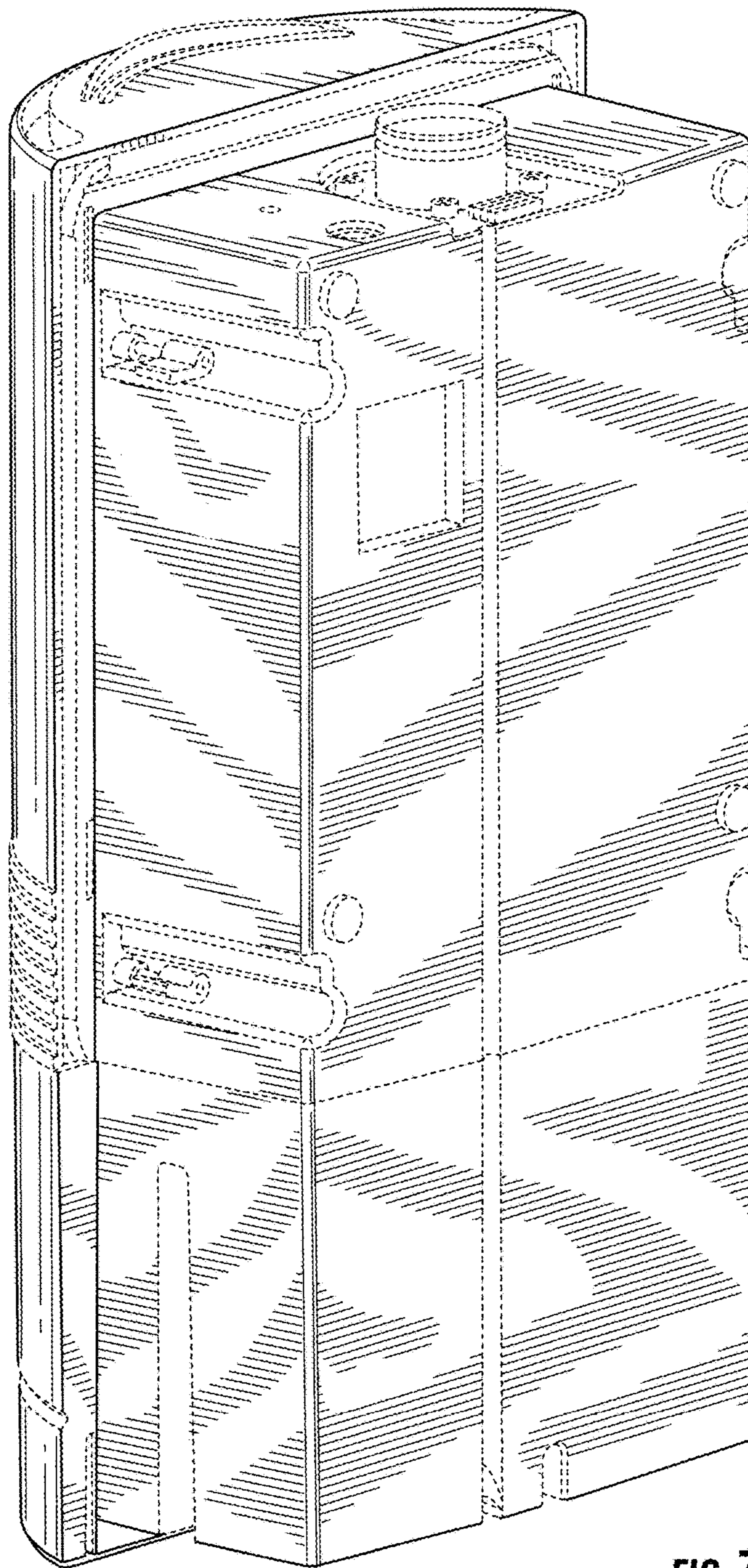


FIG. 7

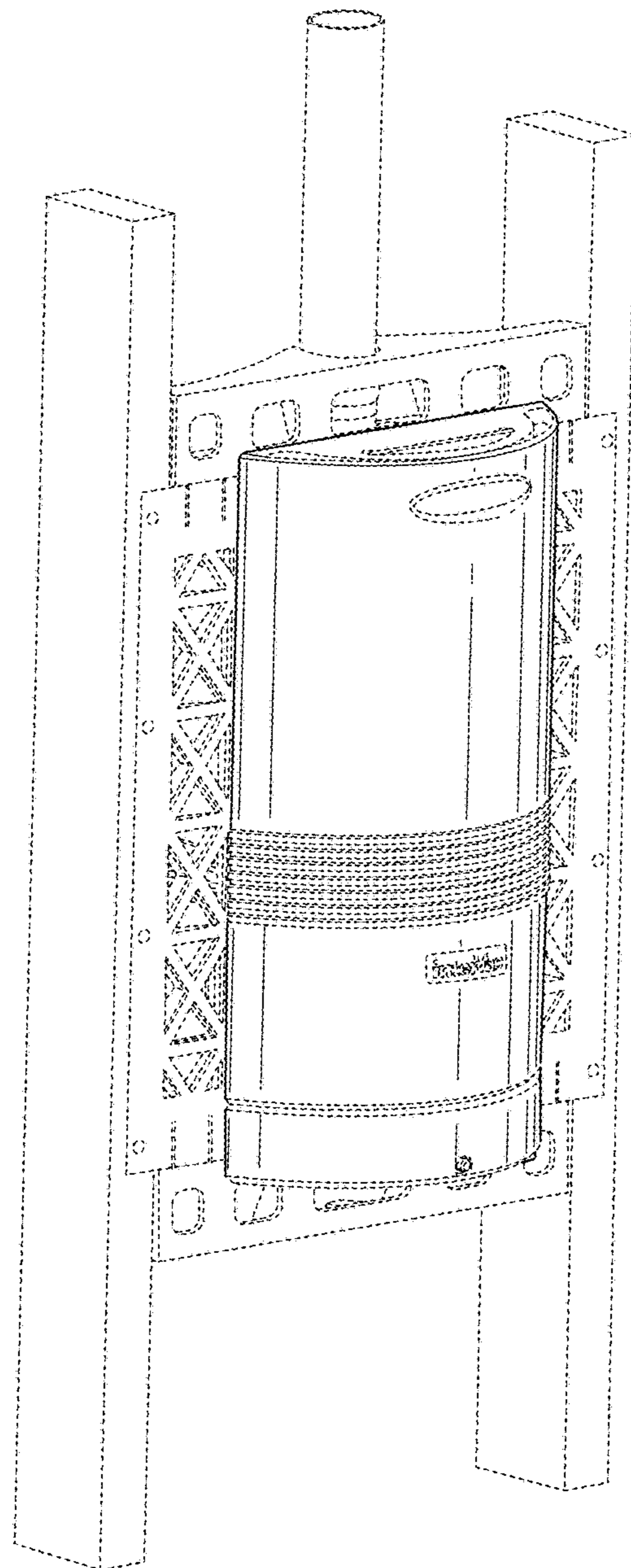


FIG. 8