



US00D785252S

(12) **United States Design Patent**
Comerford

(10) **Patent No.:** **US D785,252 S**

(45) **Date of Patent:** **** Apr. 25, 2017**

(54) **PET TOY**

(71) Applicant: **Paul Harry Comerford**, Murrieta, CA
(US)

(72) Inventor: **Paul Harry Comerford**, Murrieta, CA
(US)

(**) Term: **15 Years**

(21) Appl. No.: **29/541,284**

(22) Filed: **Oct. 1, 2015**

(51) **LOC (10) Cl.** **30-99**

(52) **U.S. Cl.**

USPC **D30/160**; D21/656

(58) **Field of Classification Search**

USPC D30/160; D21/399, 415, 578, 616, 656,
D21/707, 713, 787; D24/194, 211

CPC .. A01K 15/024; A01K 15/025; A01K 15/026;

A01K 15/027; A63B 69/00; A63B 69/34;

A63B 69/004; A63H 3/06

See application file for complete search history.

(56) **References Cited**

U.S. PATENT DOCUMENTS

- 1,630,137 A * 5/1927 Ruwwe A63H 15/06
446/325
- D158,646 S * 5/1950 Burkes D21/418
- D225,882 S * 1/1973 Thornell D21/415
- 3,921,331 A * 11/1975 Schatz A63H 15/06
446/297
- D290,032 S * 5/1987 Horiuchi D21/578
- D301,508 S * 6/1989 Havelock D21/656
- D306,888 S * 3/1990 Havelock D21/656
- D308,899 S * 6/1990 Havelock D21/656

- D312,492 S * 11/1990 Branson D21/578
- D353,854 S * 12/1994 Miyazawa D21/578
- D353,855 S * 12/1994 Miyazawa D21/578
- 5,381,325 A * 1/1995 Messana F21V 29/02
362/387
- D380,879 S * 7/1997 Hernandez D21/656
- D412,767 S * 8/1999 Bemis D30/160
- D450,788 S * 11/2001 Kawasaki D21/578
- 7,186,206 B2 * 3/2007 Wren A63B 69/34
446/220
- D661,849 S * 6/2012 Soto D30/160
- D723,227 S * 2/2015 Diskin D30/160
- D741,029 S * 10/2015 Risso D30/160
- D753,514 S * 4/2016 Deurloo D21/656

* cited by examiner

Primary Examiner — Cathy Anne MacCormac

(74) *Attorney, Agent, or Firm* — Quickpatents, LLC;
Kevin Prince

(57) **CLAIM**

I claim the ornamental design for a pet toy, as shown and described.

DESCRIPTION

FIG. 1 is a perspective view of a pet toy, showing my new design;

FIG. 2 is a front elevational view thereof;

FIG. 3 is a rear elevational view thereof;

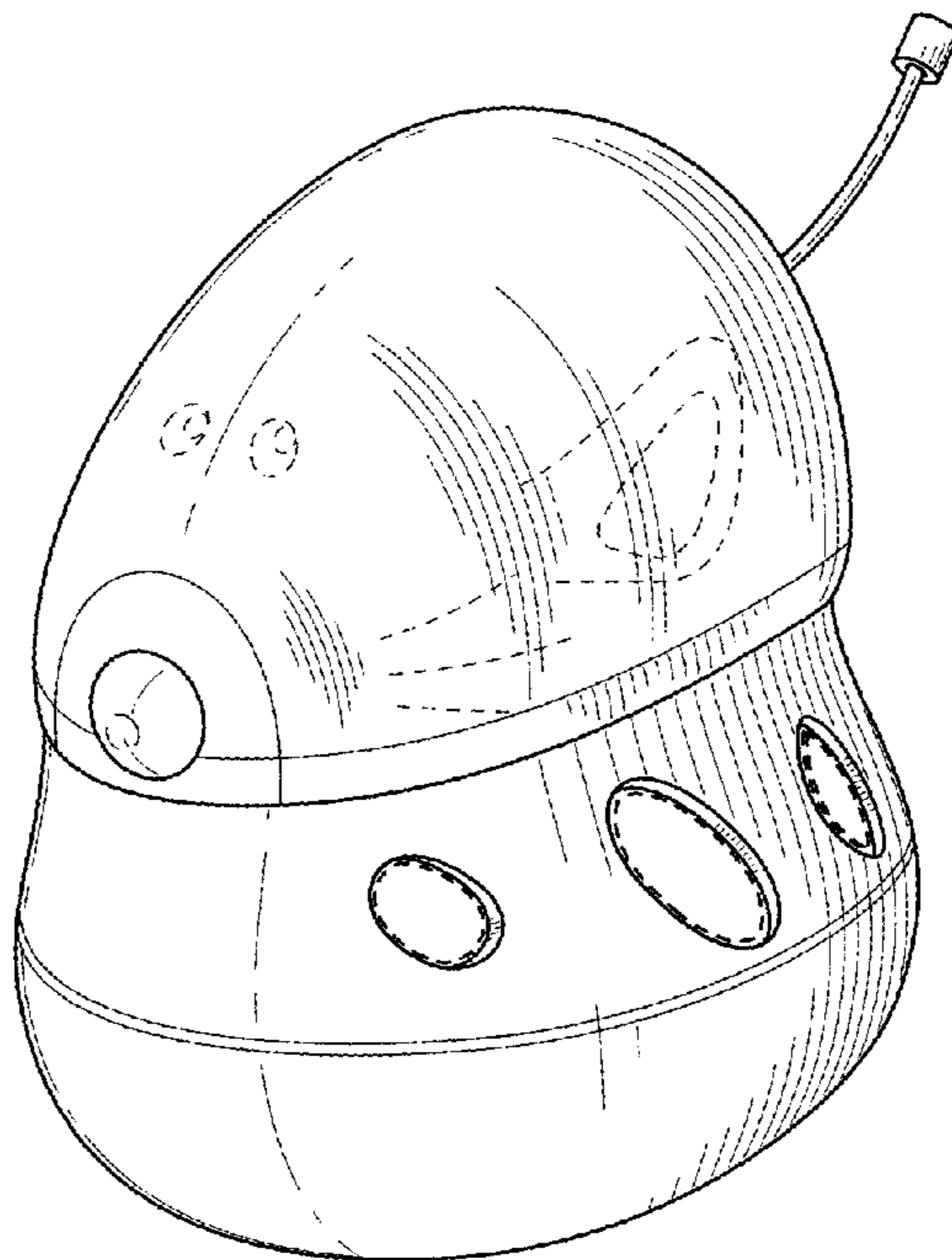
FIG. 4 is a left-side elevational view thereof;

FIG. 5 is a top plan view thereof; and,

FIG. 6 is a bottom plan view thereof.

The broken lines depict environmental subject matter and form no part of the claimed design.

1 Claim, 3 Drawing Sheets



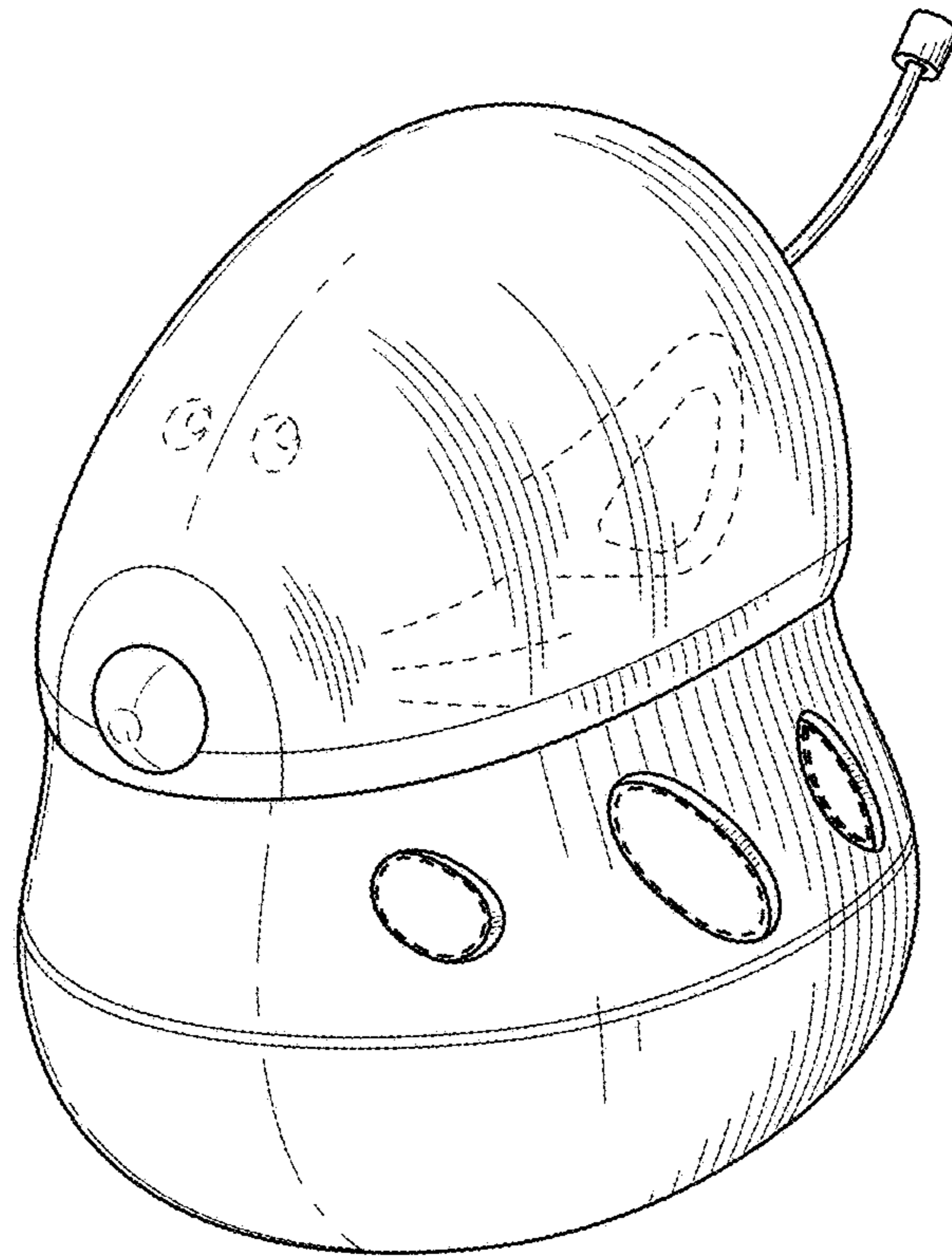


FIG. 1

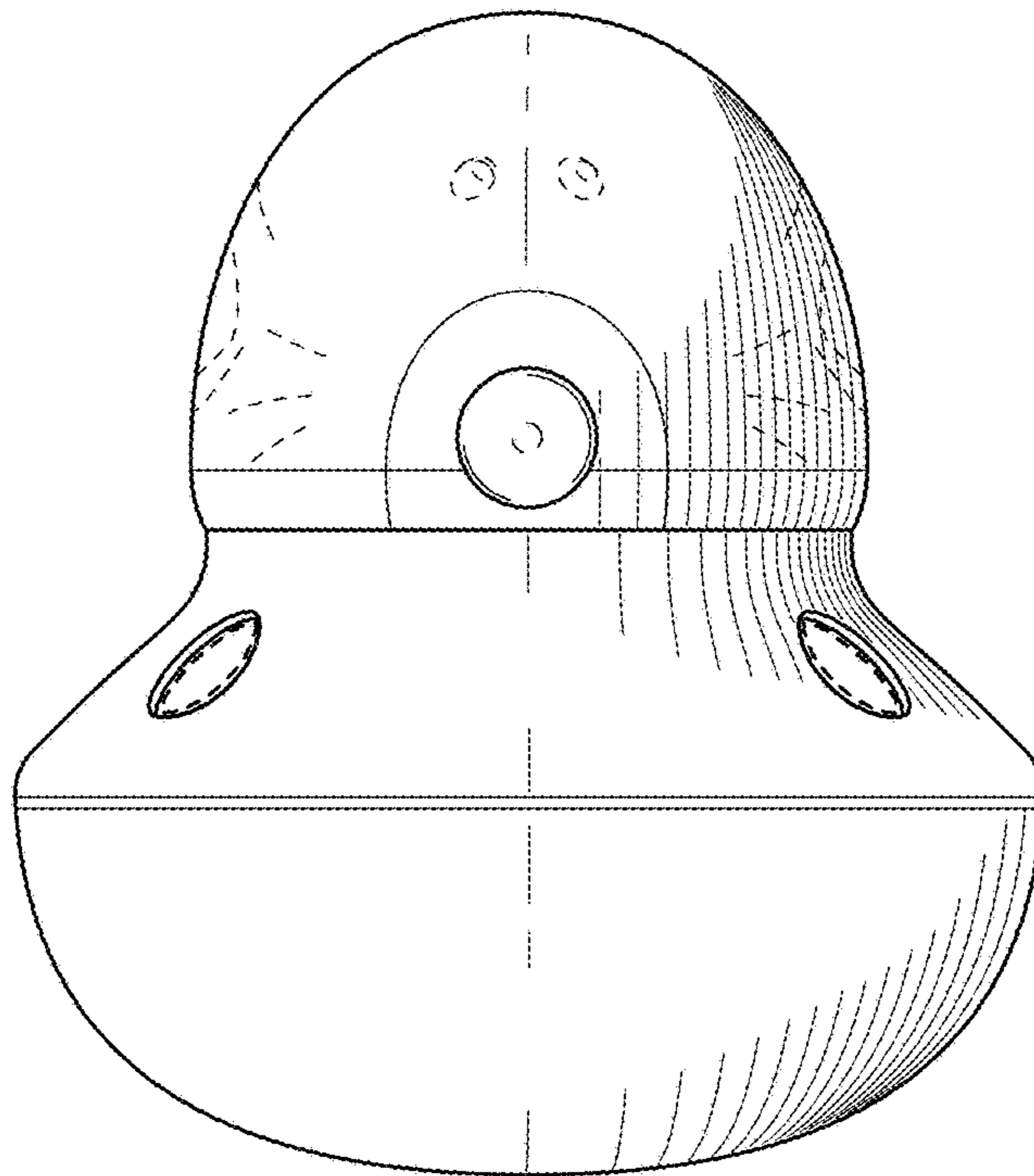


FIG. 2

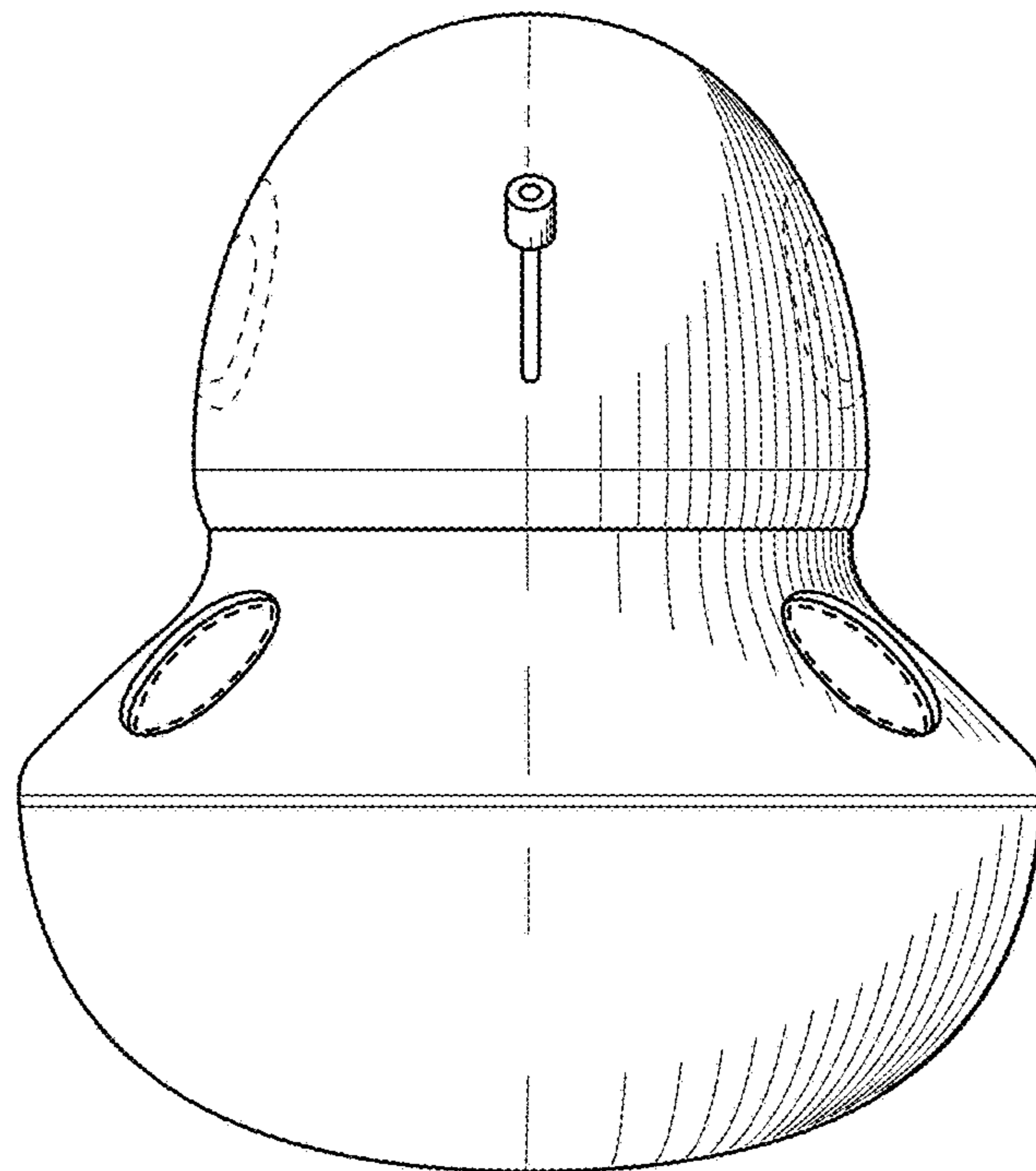


FIG. 3

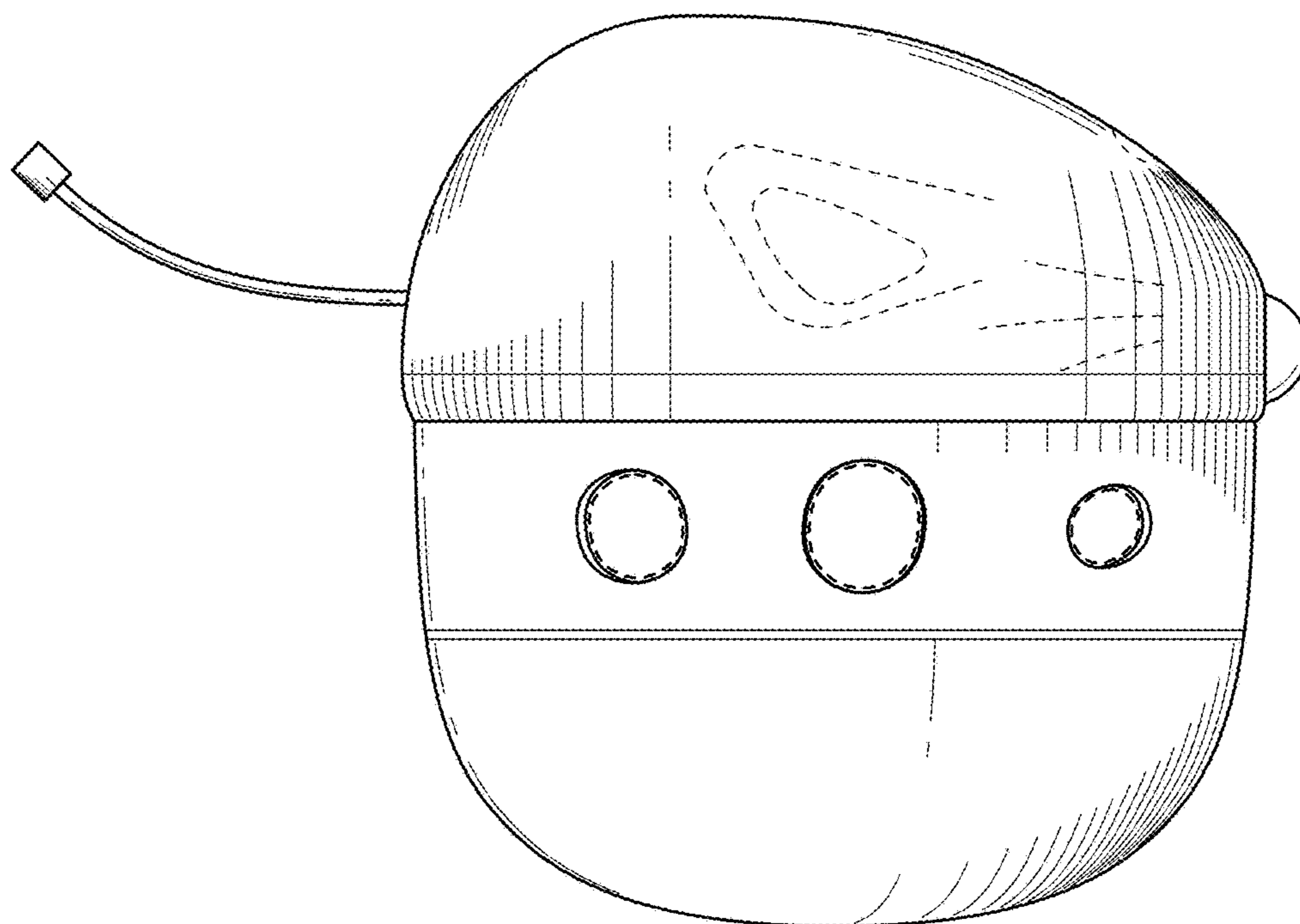


FIG. 4

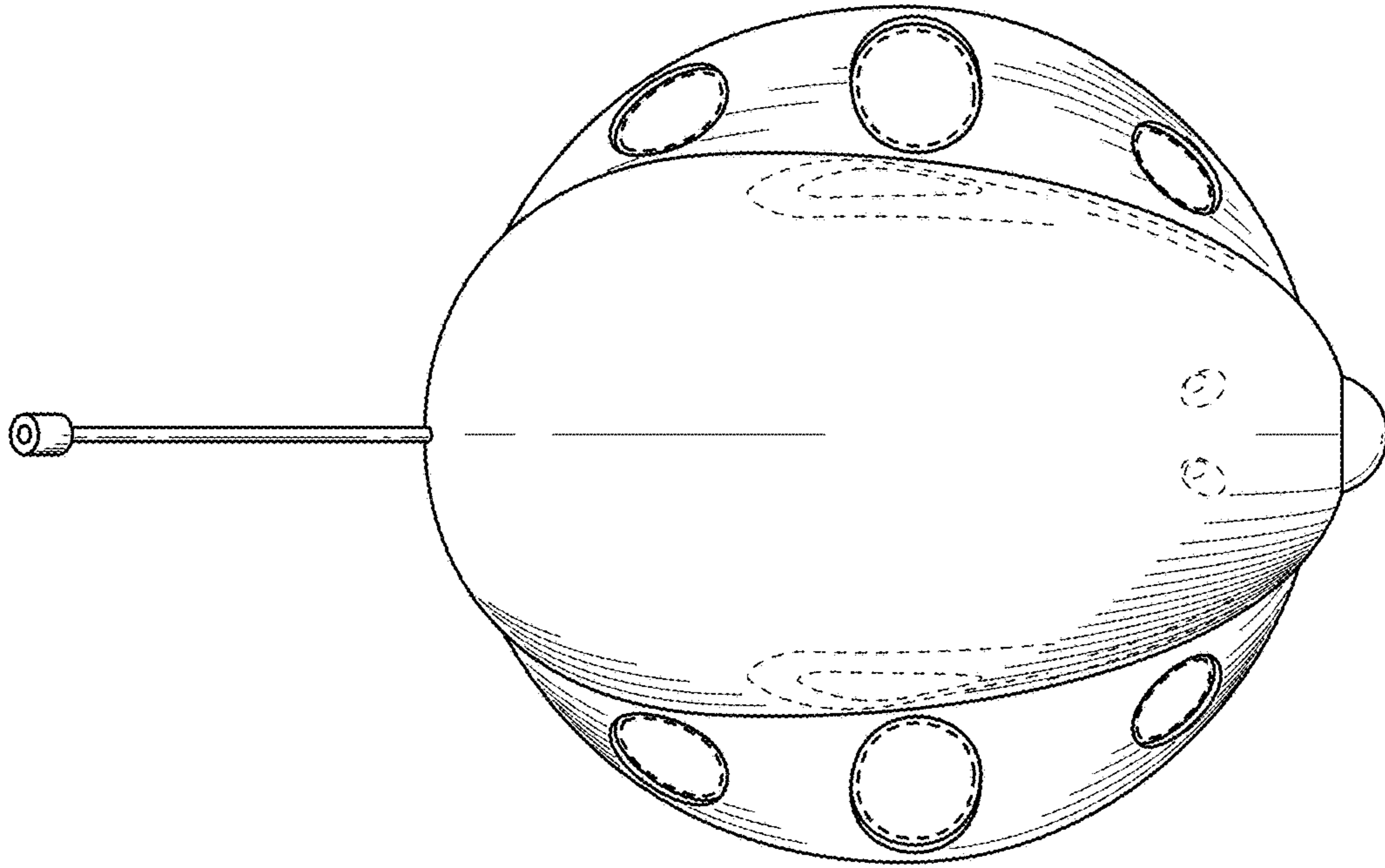


FIG. 5

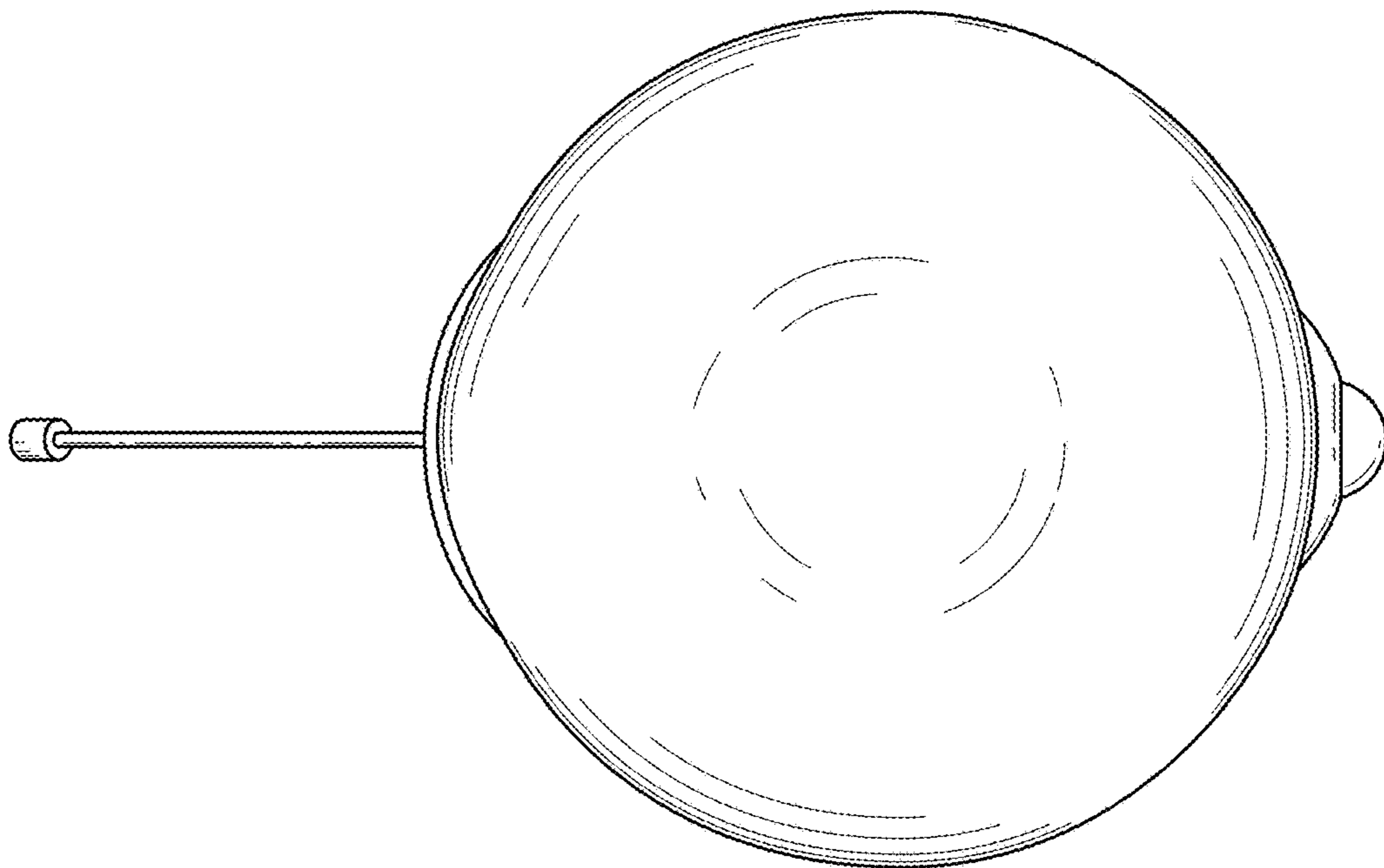


FIG. 6