



US00D785250S

(12) **United States Design Patent**
O'Donnell

(10) **Patent No.:** **US D785,250 S**

(45) **Date of Patent:** **** Apr. 25, 2017**

(54) **NAIL DESIGN LABEL SHEET**

(71) Applicant: **Kelly O'Donnell**, Plymouth, MI (US)

(72) Inventor: **Kelly O'Donnell**, Plymouth, MI (US)

(**) Term: **15 Years**

(21) Appl. No.: **29/544,813**

(22) Filed: **Nov. 6, 2015**

(51) **LOC (10) Cl.** **28-03**

(52) **U.S. Cl.**
USPC **D28/56**

(58) **Field of Classification Search**
USPC D28/56, 57
CPC A45D 29/00; A45D 29/001; A45D
2029/002; A45D 2029/005; A45D
2029/004; A45D 44/005

See application file for complete search history.

(56) **References Cited**

U.S. PATENT DOCUMENTS

- 2,288,386 A * 6/1942 Belden A45D 29/001
132/73
- 2,633,139 A * 3/1953 Pettey A45D 29/001
132/73
- 2,688,331 A * 9/1954 Bogoslowsky A45D 29/001
132/73
- 2,764,166 A * 9/1956 Bogoslowsky A45D 29/001
132/73
- 3,885,578 A * 5/1975 Hicks A45D 40/265
132/73
- 3,898,357 A * 8/1975 Miller A45D 29/001
132/73
- 4,824,702 A * 4/1989 Straub A45D 29/001
132/73
- D349,975 S * 8/1994 Bannett D28/56
- 6,901,934 B1 * 6/2005 Tran A45D 31/00
132/73
- D703,379 S 4/2014 Hepworth
- D715,000 S * 10/2014 Chang D28/56

- D715,001 S * 10/2014 Pak D28/56
- D715,002 S * 10/2014 Chang D28/56
- 9,364,069 B2 * 6/2016 Han A45D 29/001
- 2005/0061342 A1 * 3/2005 Chapman A45D 29/001
132/73
- 2005/0150508 A1 * 7/2005 Downs A45D 29/001
132/73
- 2005/0217686 A1 * 10/2005 Lee A45D 31/00
132/200
- 2008/0236603 A1 * 10/2008 Park A45D 29/004
132/73
- 2012/0006347 A1 * 1/2012 Jordan A45D 29/001
132/73
- 2015/0173483 A1 * 6/2015 Raouf A45D 29/001
132/200
- 2015/0327651 A1 * 11/2015 Kim A45D 29/001
132/200
- 2015/0366318 A1 * 12/2015 Kim A45D 29/001
132/73

OTHER PUBLICATIONS

Google image search for "fingernail decals" date restricted to before Nov. 1, 2014, 1 page, downloaded Dec. 1, 2016.*

* cited by examiner

Primary Examiner — Jennifer Rivard
(74) *Attorney, Agent, or Firm* — Varnum, Riddering,
Schmidt and Howlett, LLP

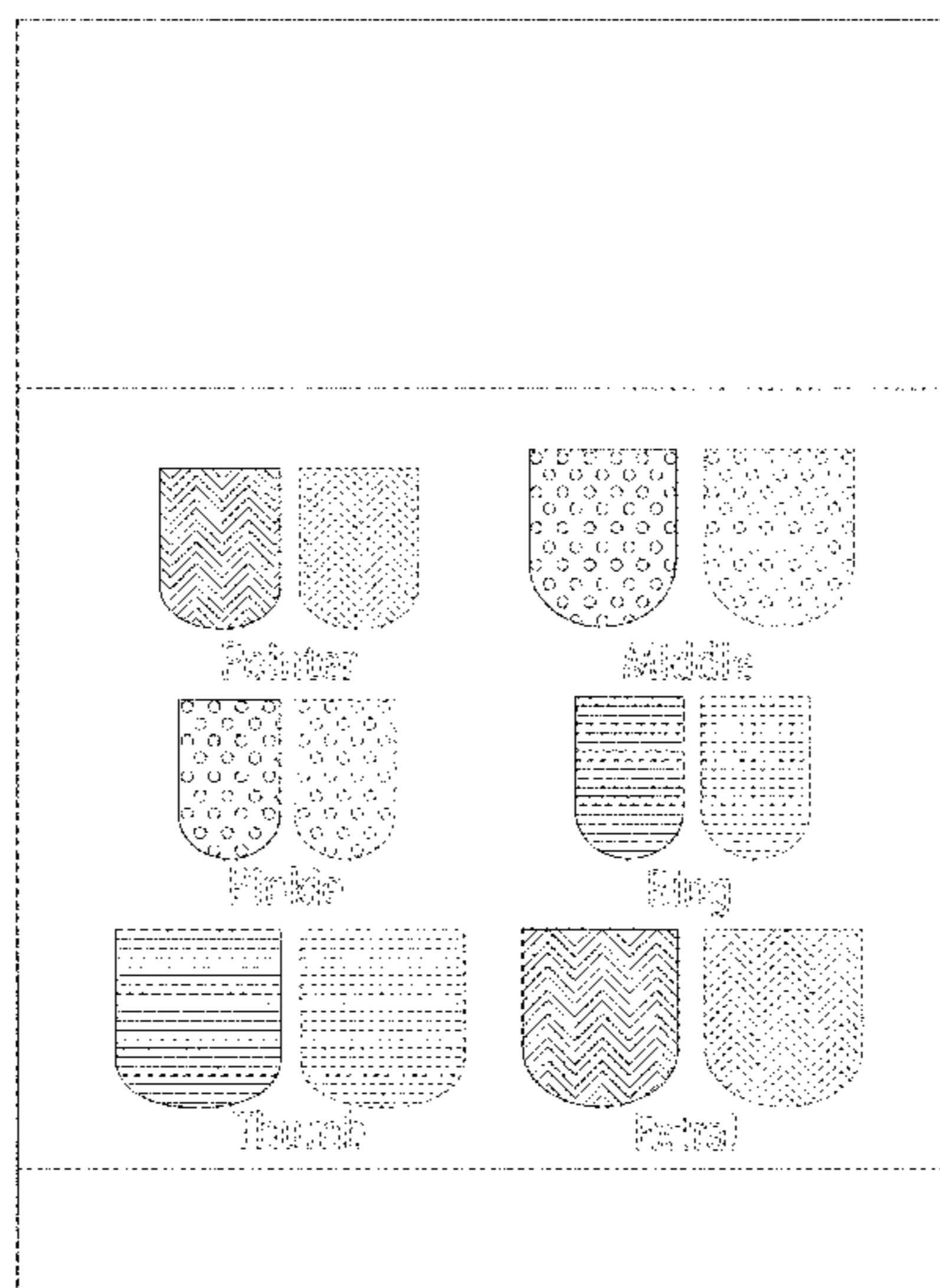
(57) **CLAIM**

I claim the ornamental design for the nail design label sheet, as shown and described.

DESCRIPTION

FIG. 1 is a front view of a nail design label sheet; FIG. 2 is a side view of a nail design label sheet; and, FIG. 3 is a top view of a nail design label sheet. The broken lines illustrate portions of the nail design label sheet and form no part of the claimed design.

1 Claim, 2 Drawing Sheets



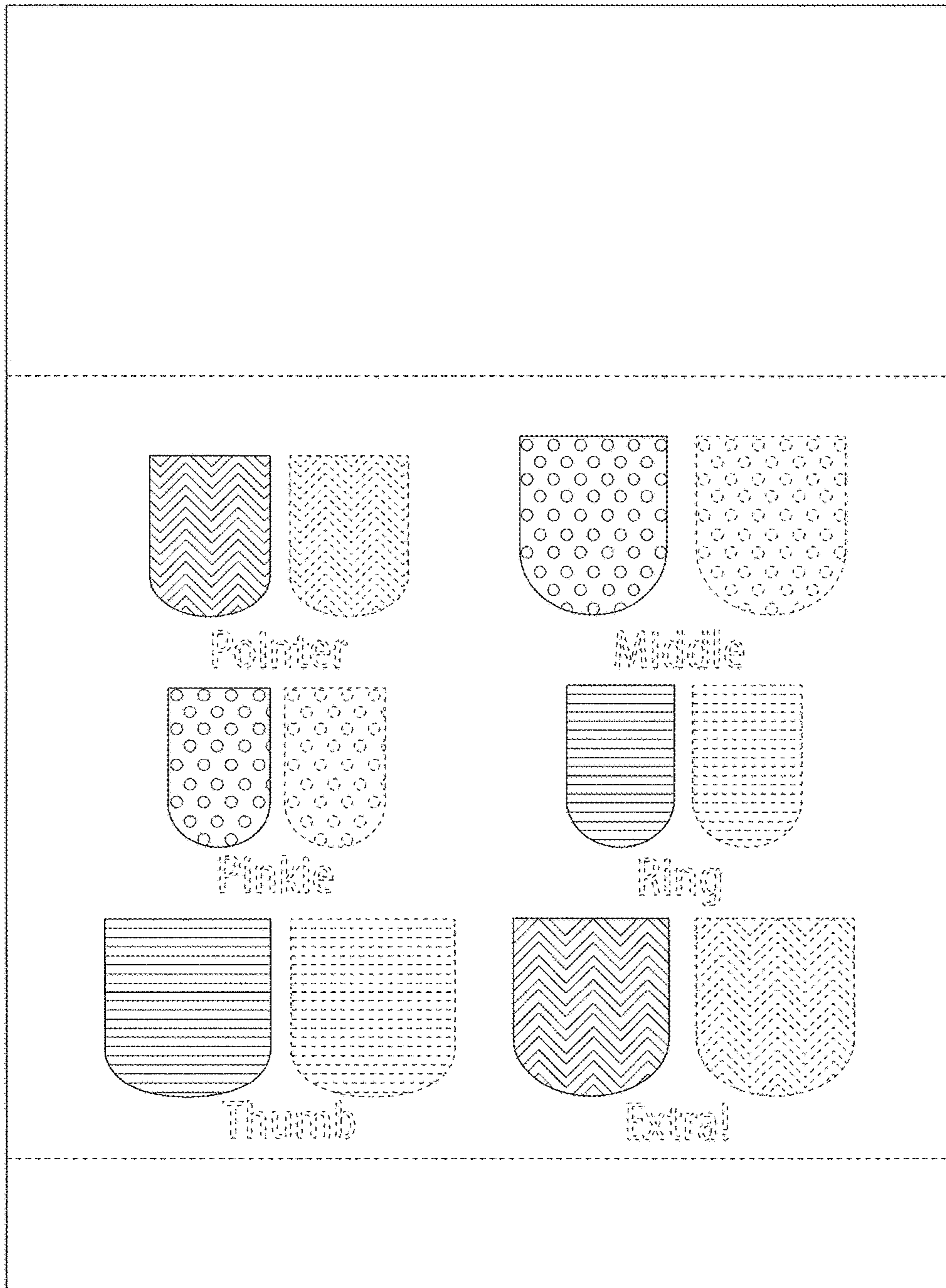


Fig. 1



Fig. 2

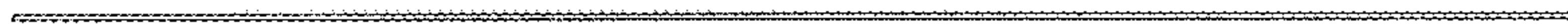


Fig. 3