



US00D785246S

(12) **United States Design Patent** (10) **Patent No.:** **US D785,246 S**  
**Ethington et al.** (45) **Date of Patent:** **\*\* Apr. 25, 2017**

(54) **HEADBAND**

(71) Applicants: **Julie T. Ethington**, Holladay, UT (US);  
**Victoria R. Brown**, Salt Lake City, UT (US)

(72) Inventors: **Julie T. Ethington**, Holladay, UT (US);  
**Victoria R. Brown**, Salt Lake City, UT (US)

(73) Assignee: **Ethington, Inc.**, Holladay, UT (US)

(\*\*) Term: **15 Years**

(21) Appl. No.: **29/537,846**

(22) Filed: **Aug. 28, 2015**

(51) **LOC (10) Cl.** ..... **28-03**

(52) **U.S. Cl.**  
USPC ..... **D28/41**

(58) **Field of Classification Search**  
USPC ..... D28/41, 42, 43, 39, 32, 33; D11/3-6;  
D2/871, 875; 132/101, 126, 128-131,  
132/144, 273, 275  
CPC ..... A45D 2008/004; A45D 8/36; A45D 8/00  
See application file for complete search history.

(56) **References Cited**

**U.S. PATENT DOCUMENTS**

D157,770 S *	3/1950	Madlock	.....	D28/33
2,617,433 A *	11/1952	Carney	.....	A45D 2/00
				132/101
D348,331 S *	6/1994	Marrese	.....	D28/41
5,655,224 A *	8/1997	Sears	.....	A45D 8/34
				132/273
5,713,218 A *	2/1998	McCabe	.....	A44C 5/0053
				132/246
6,135,125 A *	10/2000	Sartena	.....	A45D 8/20
				132/275

D441,500 S *	5/2001	Sartena	.....	D28/40
D442,336 S *	5/2001	Sartena	.....	D28/40
D668,818 S *	10/2012	Jones	.....	D28/42
D699,392 S *	2/2014	Xiao	.....	D28/41
D728,158 S *	4/2015	Beaugureau	.....	D28/41

\* cited by examiner

*Primary Examiner* — Susan Bennett Hattan

*Assistant Examiner* — Rebecca Tsehaye


(57) **CLAIM**


The ornamental design for a headband, substantially as shown and described.

**DESCRIPTION**

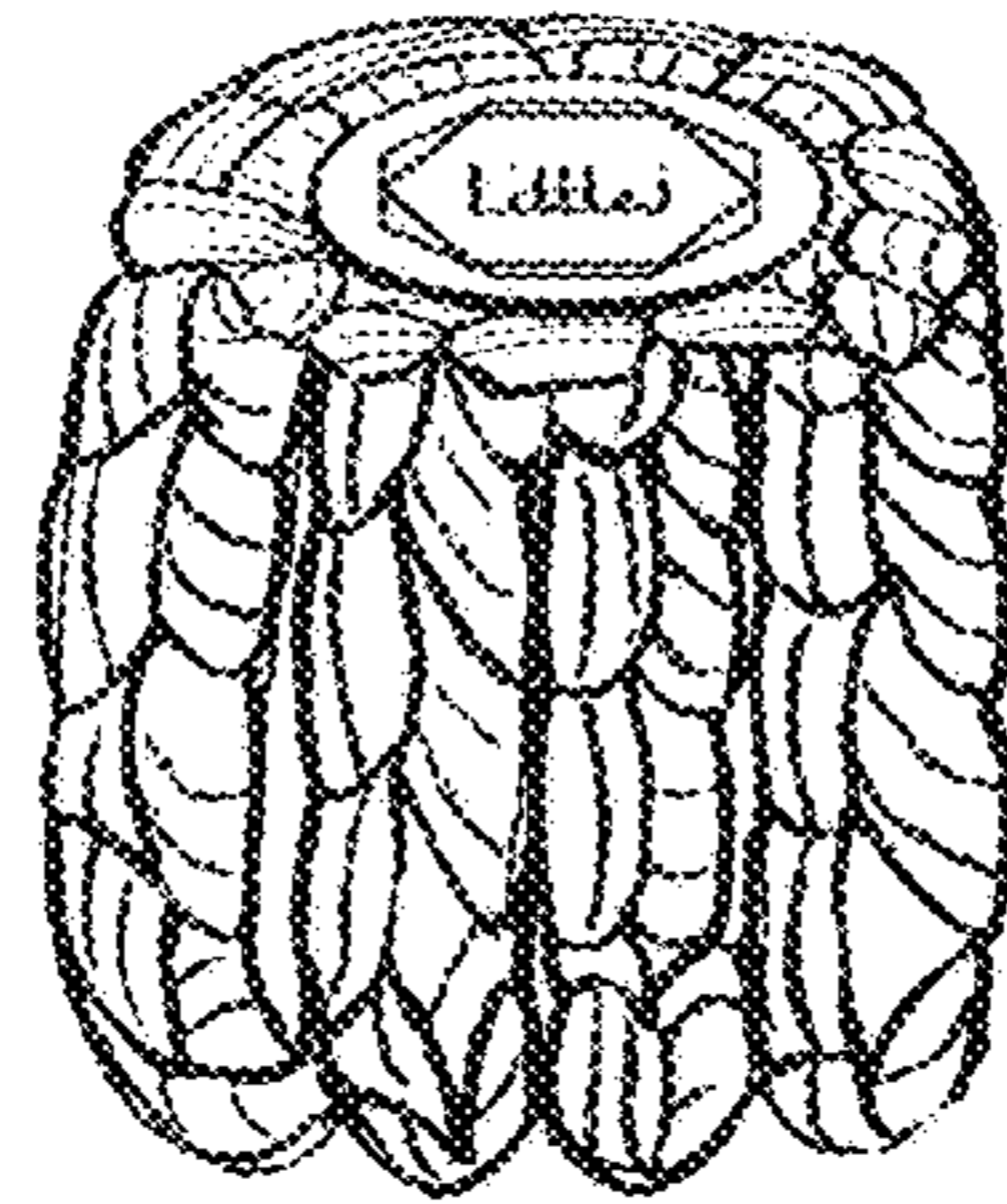
FIG. 1 is a front elevation view of a headband;  
 FIG. 2 is a rear elevation view of the headband;  
 FIG. 3 is a right elevation view of the headband;  
 FIG. 4 is a left elevation view of the headband;  
 FIG. 5 is a top elevation view of the headband;  
 FIG. 6 is a bottom elevation view of the headband;  
 FIG. 7 is a perspective view of the headband being worn by a user with the button closure positioned at the back of the user's head;  
 FIG. 8 is a front perspective view of the headband being worn by a user with the button closure positioned at the side of the user's head; and,  
 FIG. 9 is a rear perspective view of the headband being worn by a user with the button closure positioned at the back of the user's head.  
 Dotted lines representing a user of the headband in FIGS. 7-9 represent environmental matter for illustrative purposes only, and form no part of the claimed design.

**1 Claim, 5 Drawing Sheets**

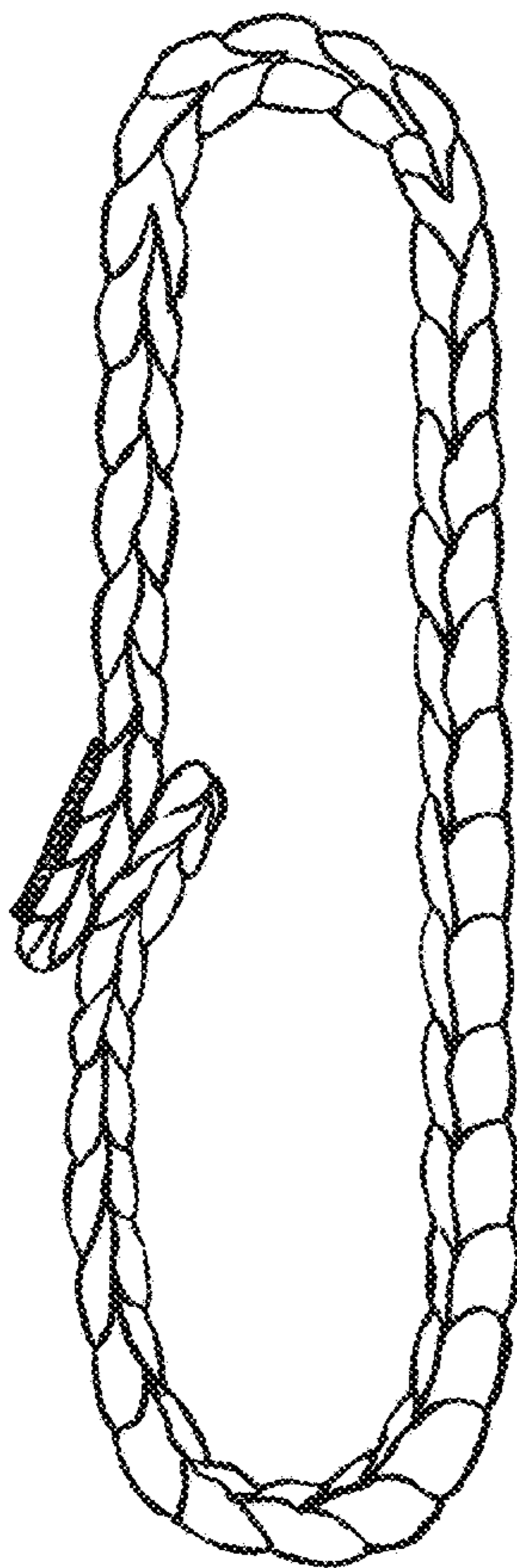




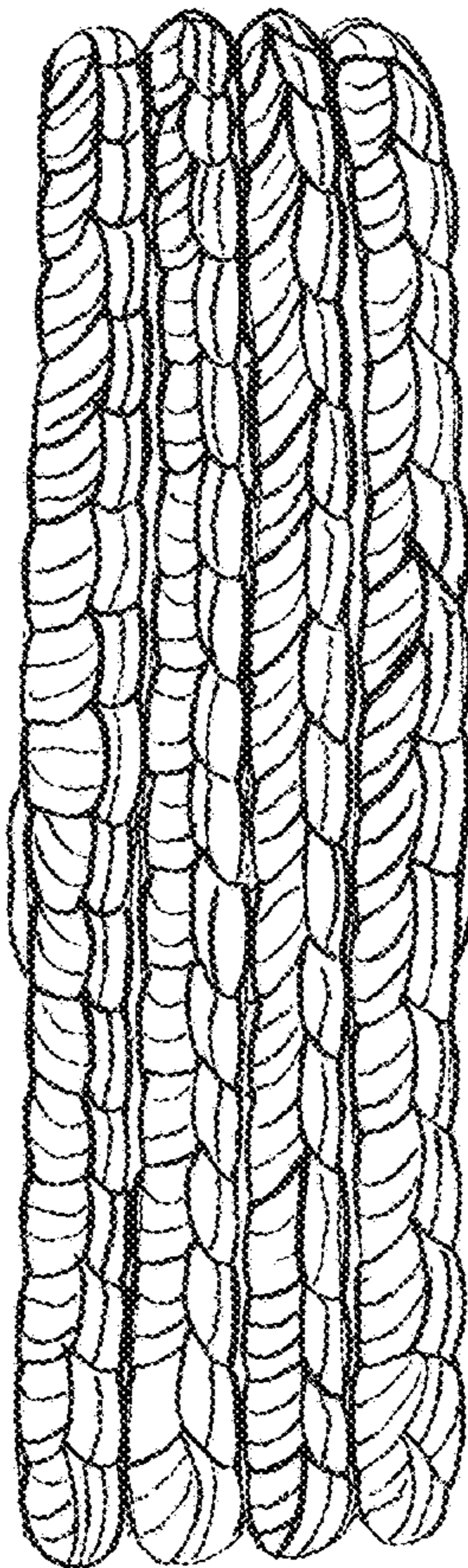
**FIG. 1**



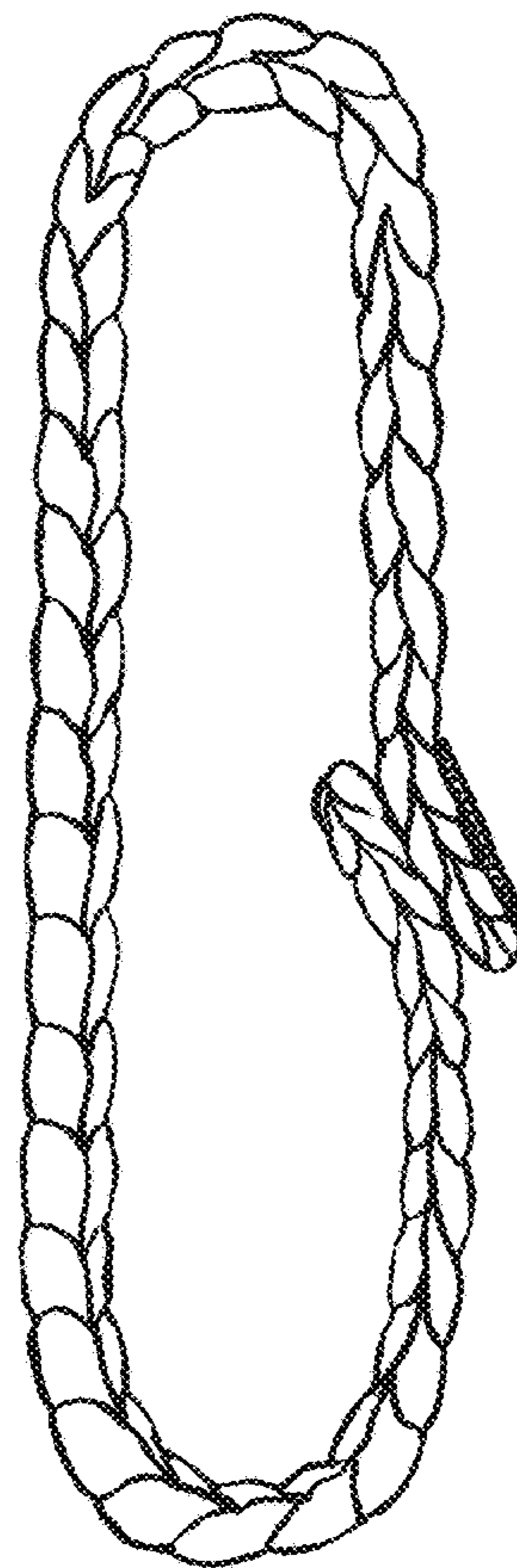
**FIG. 5**



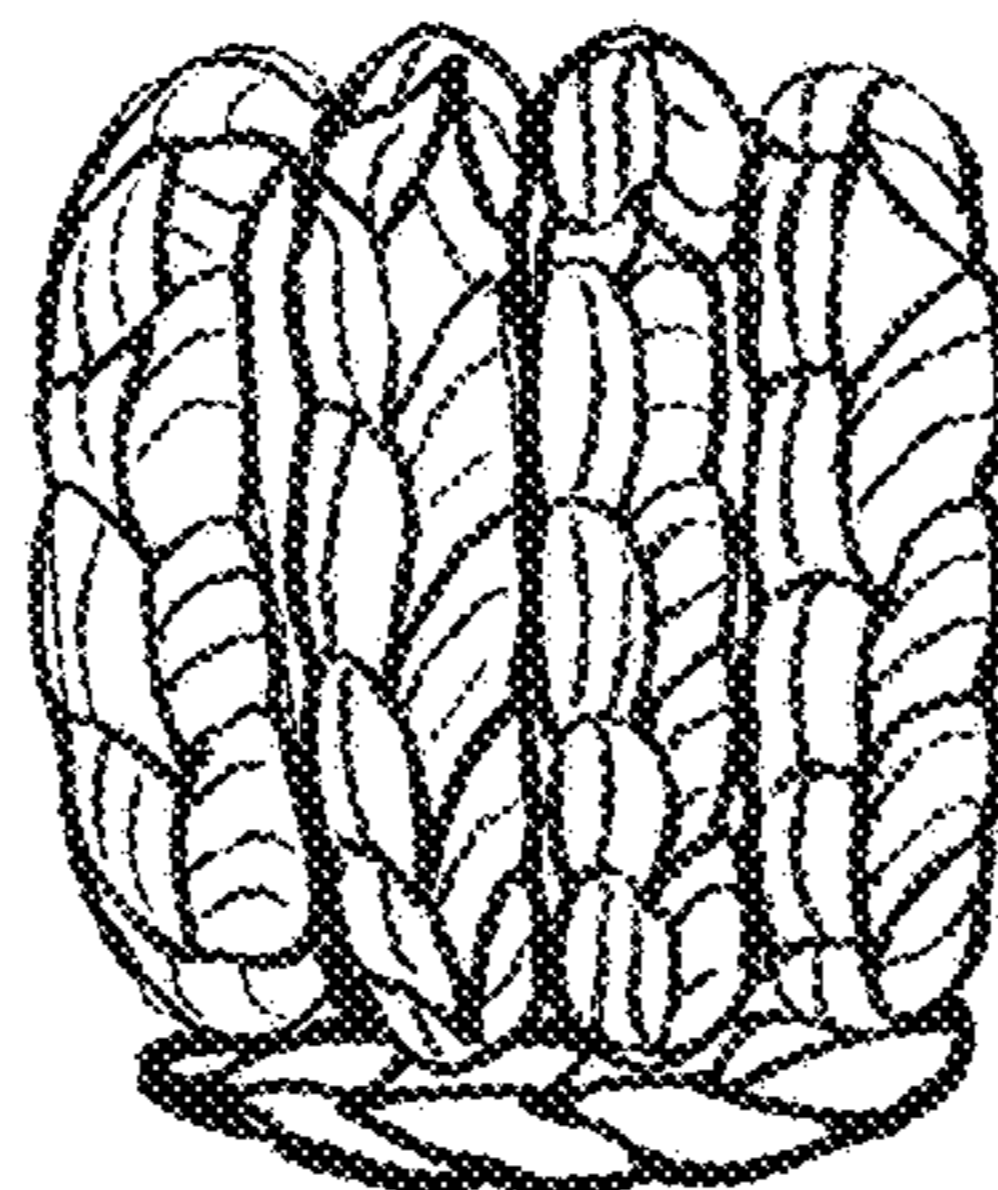
**FIG. 3**



**FIG. 2**




**FIG. 4**



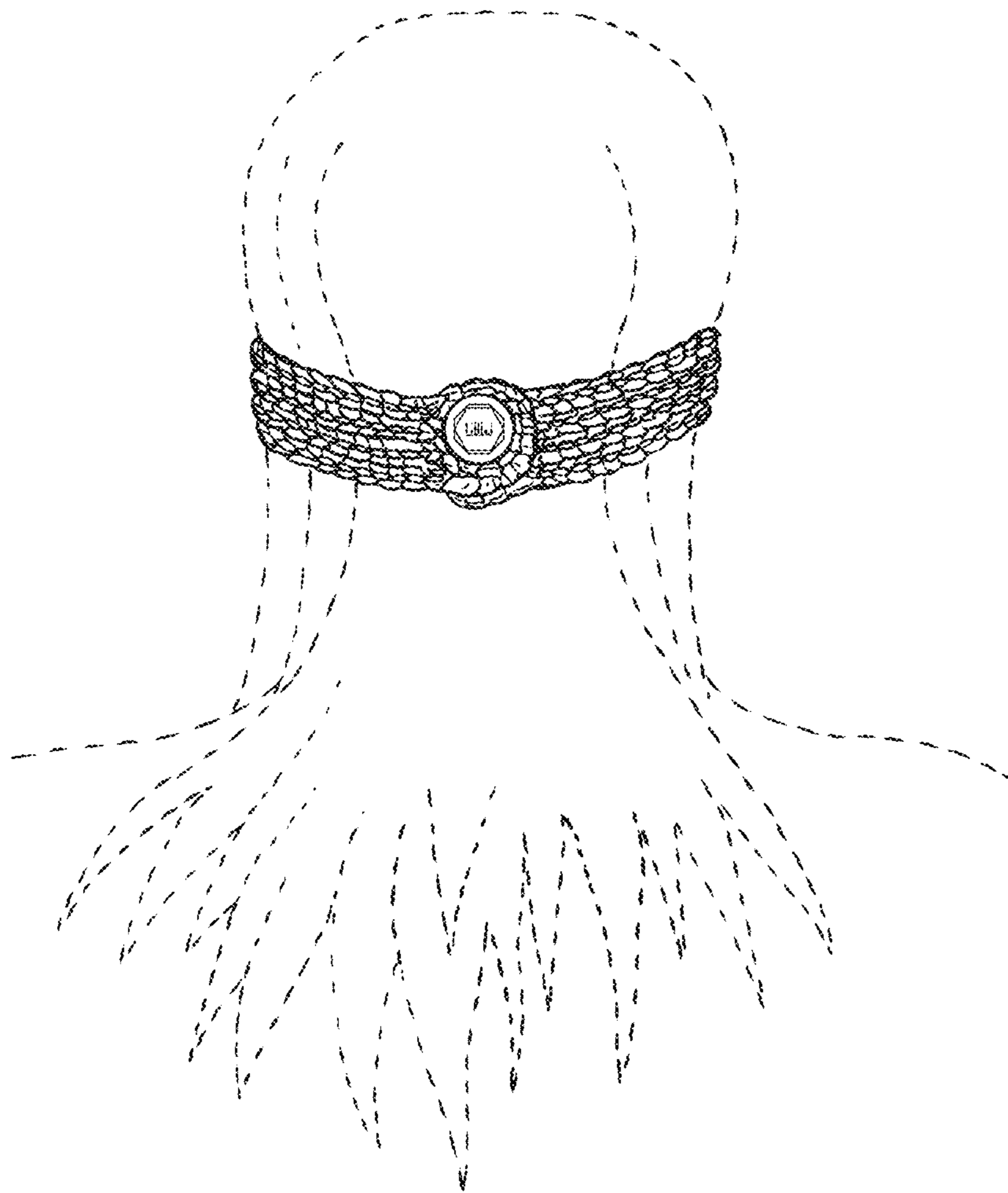
**FIG. 6**



**FIG. 7**



**FIG. 8**



**FIG. 9**