



US00D785231S

(12) **United States Design Patent**  
**Shundong**

(10) **Patent No.:** **US D785,231 S**

(45) **Date of Patent:** **\*\* Apr. 25, 2017**

(54) **AREA LIGHT**

(71) Applicant: **Above All Lighting Inc.**, Toms River, NJ (US)

(72) Inventor: **Liu Shundong**, Shanghai (CN)

(73) Assignee: **Above All Lighting Inc.**, Toms River, NJ (US)

(\*\*) Term: **15 Years**

(21) Appl. No.: **29/560,920**

(22) Filed: **Apr. 12, 2016**

(51) **LOC (10) Cl.** ..... **26-05**

(52) **U.S. Cl.**  
USPC ..... **D26/92**

(58) **Field of Classification Search**  
USPC ..... D26/63, 71, 92  
CPC .. F21S 8/033; F21S 8/036; F21S 8/085; F21S 8/086; F21V 21/30; F21W 2111/02  
See application file for complete search history.

(56) **References Cited**

U.S. PATENT DOCUMENTS

D621,988 S *	8/2010	Zheng	.....	D26/71
D636,920 S *	4/2011	Boissevain	.....	D26/71
D648,885 S *	11/2011	Toratani	.....	D26/71
D660,496 S *	5/2012	Akdag	.....	D26/71
D668,370 S *	10/2012	Guercio	.....	D26/71
D674,950 S *	1/2013	Lueken	.....	D26/71
D695,938 S *	12/2013	Galvan	.....	D26/71
D709,236 S *	7/2014	Ku	.....	D26/71
D747,527 S *	1/2016	Guercio	.....	D26/71
D749,256 S *	2/2016	Compton	.....	D26/71

D770,660 S *	11/2016	Yang	.....	D26/71
2009/0046460 A1 *	2/2009	Li	.....	F21S 8/086 362/240
2009/0237930 A1 *	9/2009	Li	.....	F21S 8/086 362/235
2010/0246179 A1 *	9/2010	Long	.....	F21V 21/116 362/249.02
2010/0271822 A1 *	10/2010	Luo	.....	F21V 23/00 362/249.02

\* cited by examiner

*Primary Examiner* — Clare E Heflin

(74) *Attorney, Agent, or Firm* — McCarter & English, LLP

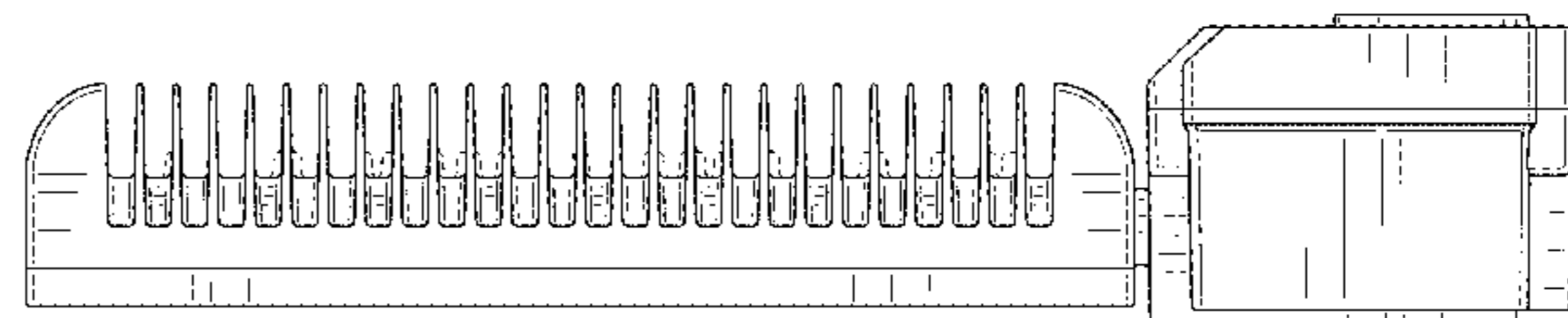
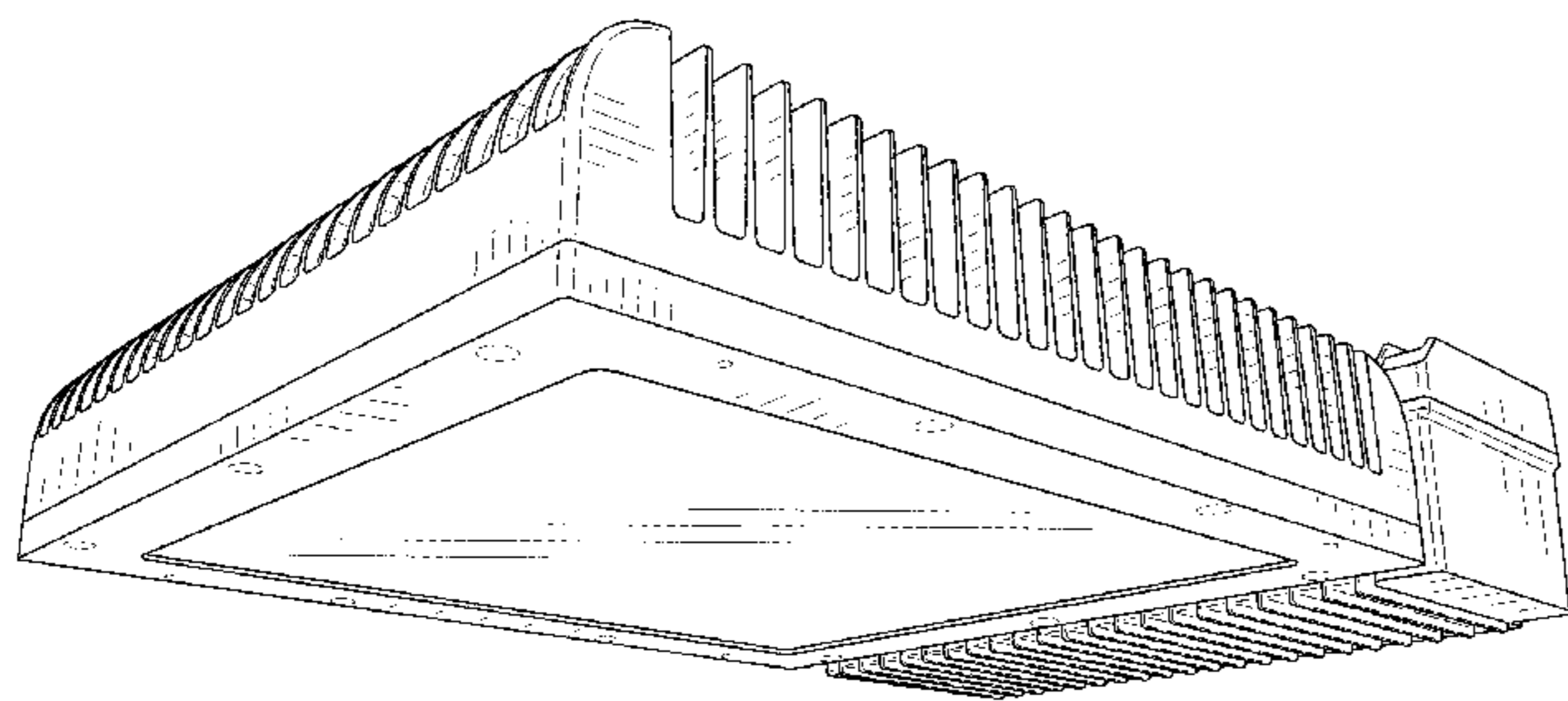
(57) **CLAIM**

The ornamental design for an area light, as shown and described.

**DESCRIPTION**

FIG. 1 is a perspective view of an area light showing the top, the front, and the left side;  
FIG. 2 is a front elevational view of the area light of FIG. 1;  
FIG. 3 is a rear elevational view of the area light of FIG. 1;  
FIG. 4 is a left side elevational view of the area light of FIG. 1;  
FIG. 5 is a right side elevational view of the area light of FIG. 1;  
FIG. 6 is a top plan view of the area light of FIG. 1; and,  
FIG. 7 is a bottom plan view of the area light of FIG. 1.  
The broken lines shown on the drawings depict portions of the area light that form no part of the claimed design.

**1 Claim, 5 Drawing Sheets**



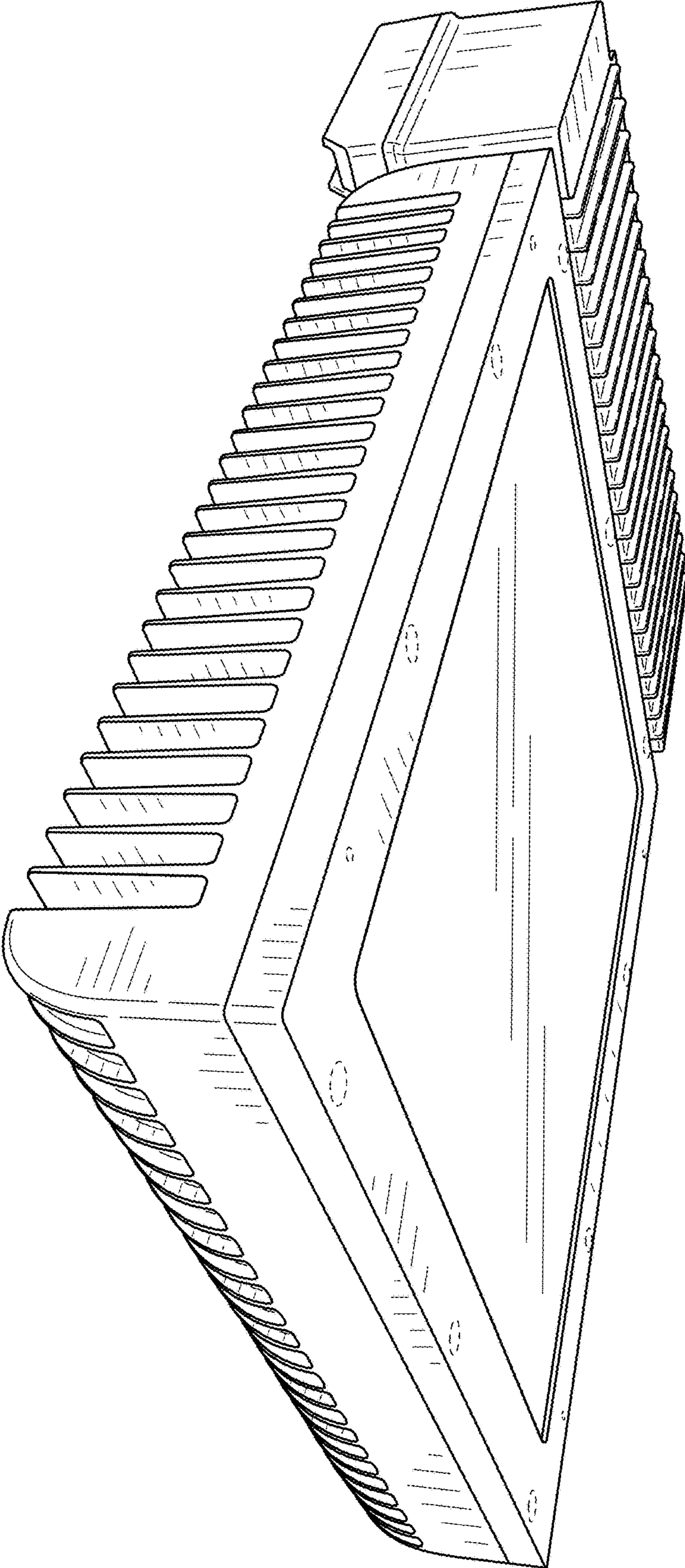


FIG. 1

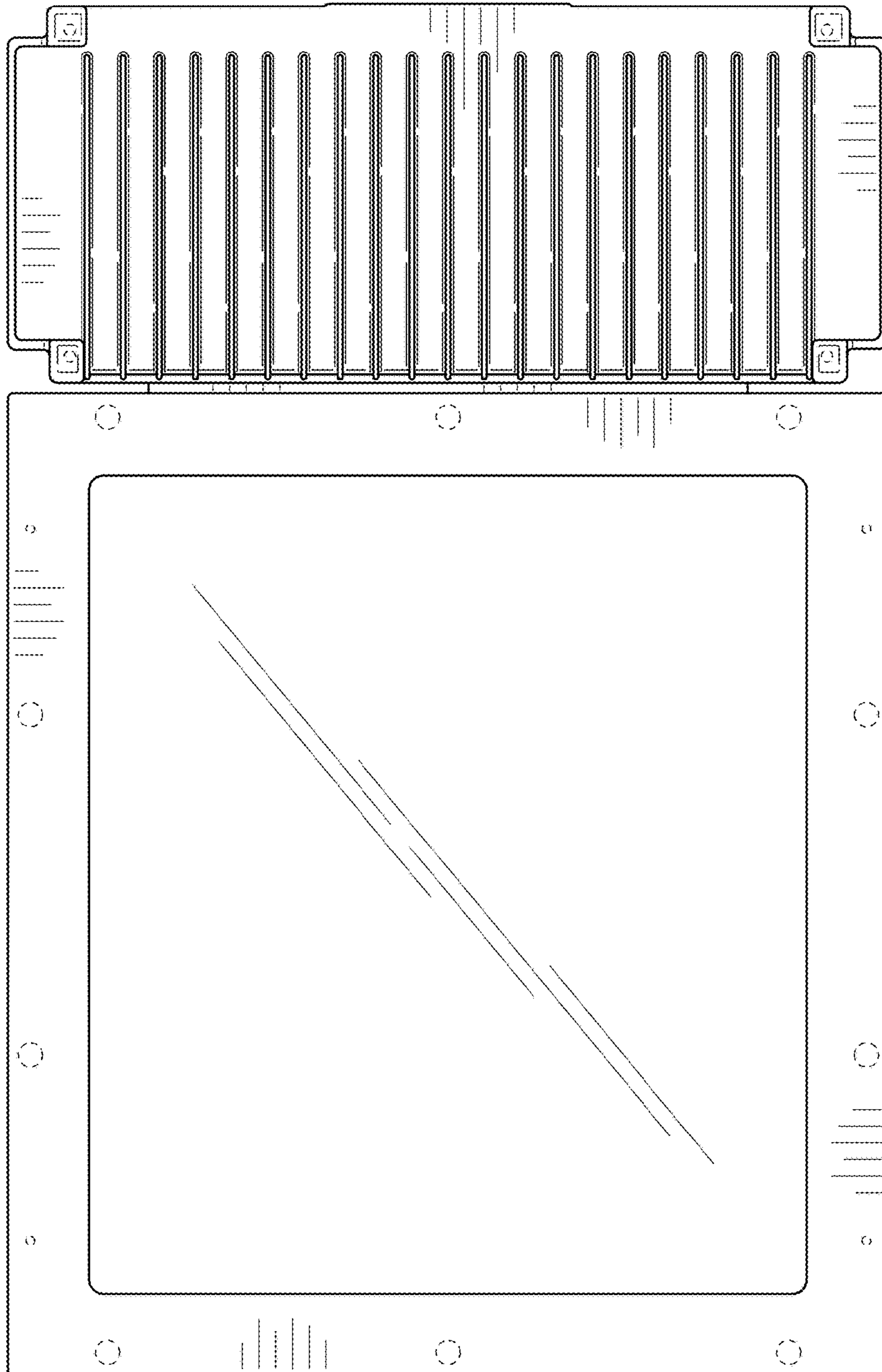


FIG. 2






FIG. 3

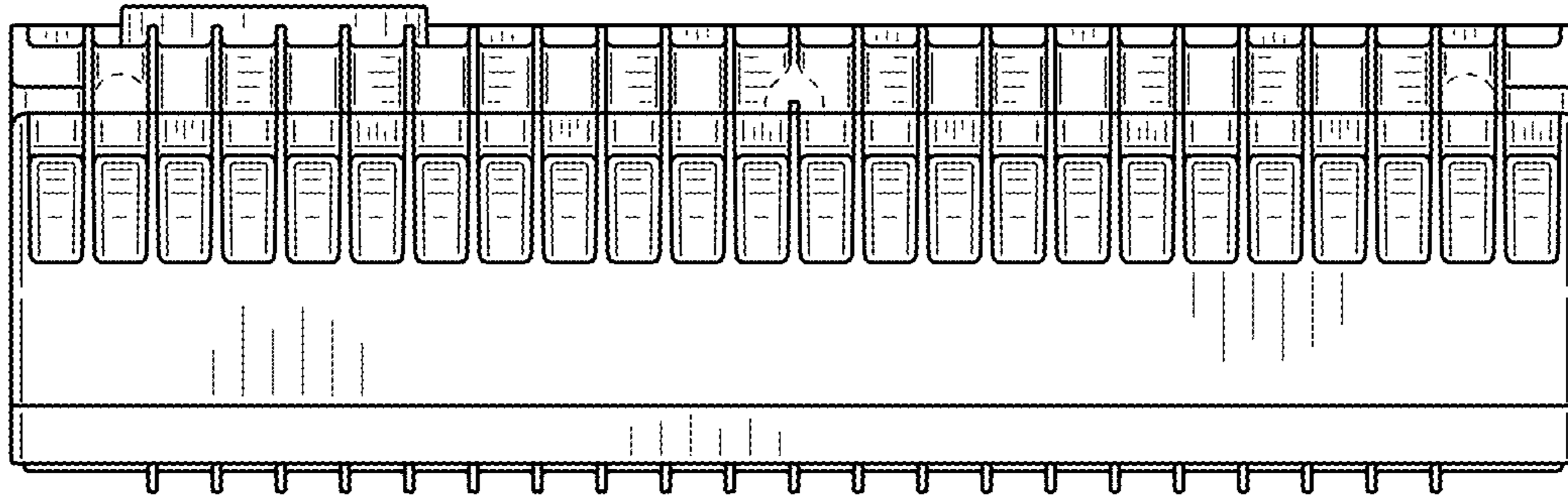


FIG. 4

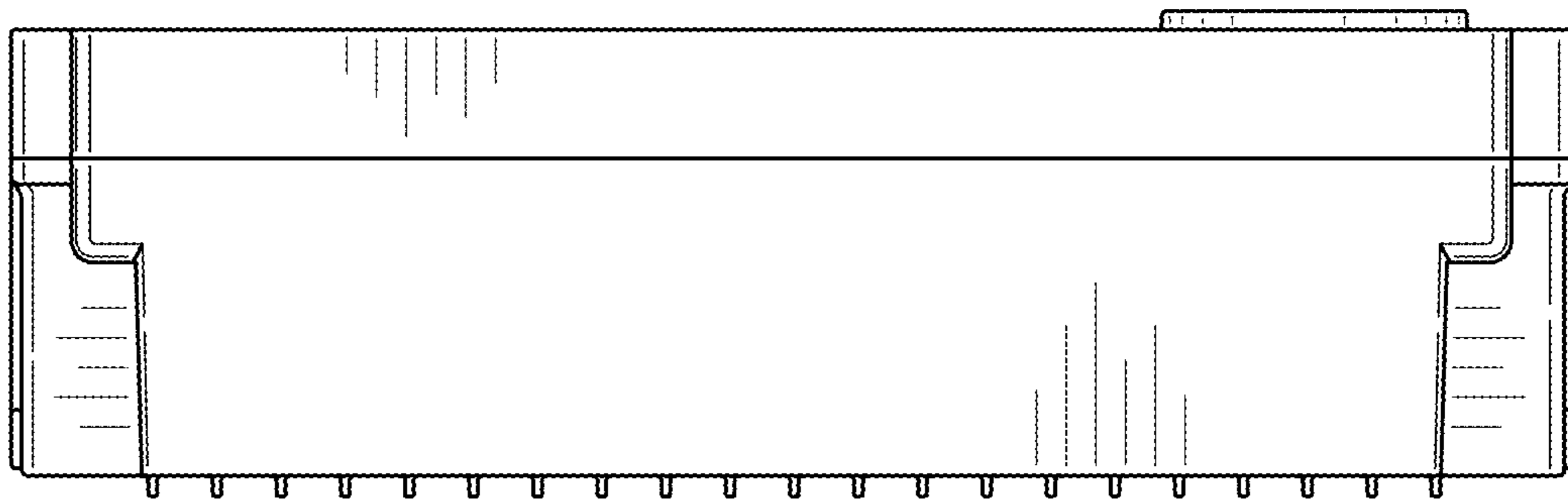


FIG. 5

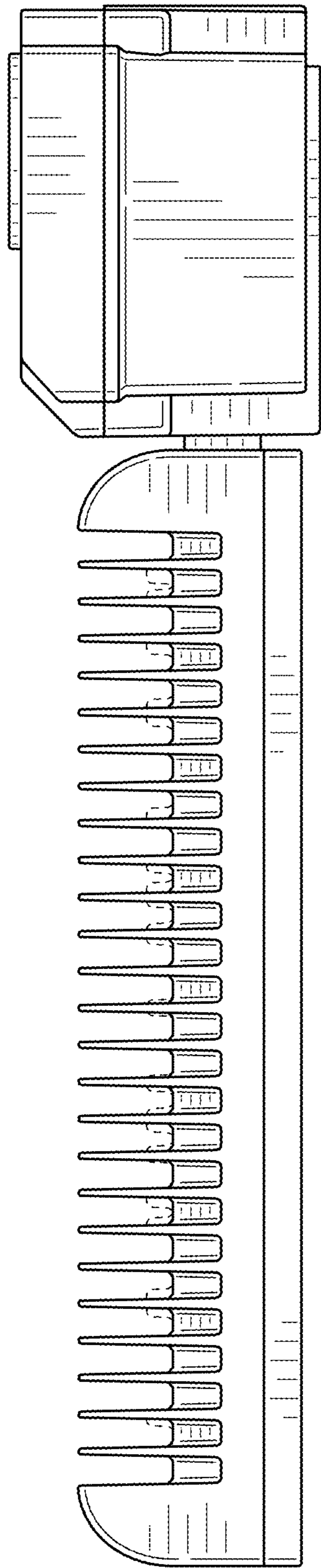


FIG. 6

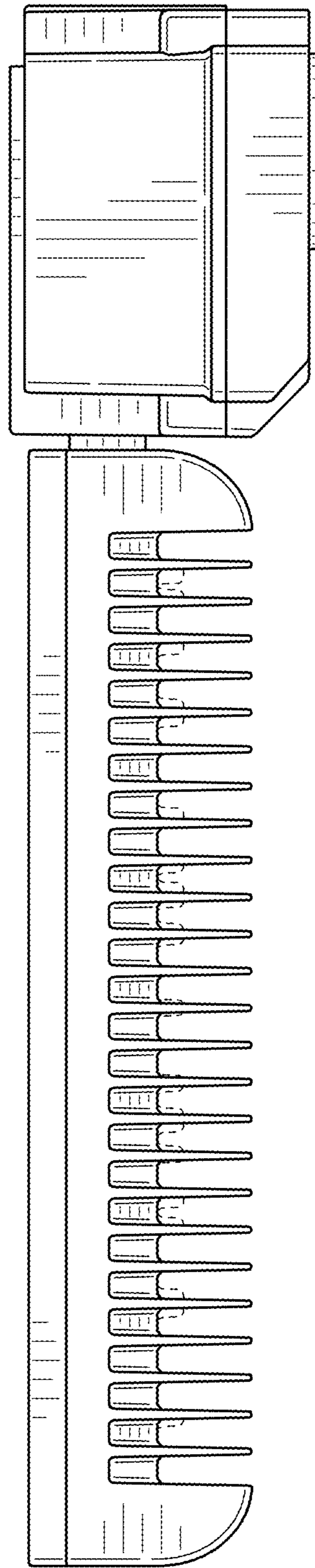


FIG. 7