



US00D785226S

(12) **United States Design Patent** (10) **Patent No.:** **US D785,226 S**
Johns (45) **Date of Patent:** **** Apr. 25, 2017**

- (54) **DECORATIVE LIGHT**
- (71) Applicant: **Bandwagon Marketing LLC**,
Burlington, WA (US)
- (72) Inventor: **Garrett W. Johns**, Burlington, WA
(US)
- (73) Assignee: **Bandwagon Marketing LLC**,
Burlington, WA (US)
- (**) Term: **15 Years**
- (21) Appl. No.: **29/537,537**
- (22) Filed: **Aug. 26, 2015**
- (51) **LOC (10) Cl.** **26-05**
- (52) **U.S. Cl.**
USPC **D26/73**
- (58) **Field of Classification Search**
USPC D26/25, 26, 72, 73, 85, 86, 87, 118, 120,
D26/125, 141, 155; D20/10, 17, 23, 29;
D11/133
CPC F21S 8/03; F21S 8/035; F21S 8/036; F21S
8/037; F21V 1/146; F21V 3/0409; F21V
7/043; F21V 7/05; F21V 7/06
See application file for complete search history.

D248,936 S *	8/1978	Lohan	D20/29
D310,690 S *	9/1990	Walsh	D20/29
D327,708 S *	7/1992	Schoelpple	D20/10
D361,394 S *	8/1995	Simmons	D11/133
6,874,909 B2 *	4/2005	Vanderschuit	F21S 10/06 362/232
D622,777 S *	8/2010	Pryor	D20/29
D641,423 S *	7/2011	Pryor	D20/29
D652,970 S *	1/2012	Gianatsis	D26/25
D676,492 S *	2/2013	Bengyak	D20/29
D695,348 S *	12/2013	Bengyak	D20/29
D701,575 S *	3/2014	Bengyak	D20/29
D733,954 S *	7/2015	Hawthorne	D26/101
D768,414 S *	10/2016	Kroll	D20/29
2003/0137841 A1 *	7/2003	Wu	F21S 10/06 362/249.06

* cited by examiner

Primary Examiner — Clare E Hefflin
(74) *Attorney, Agent, or Firm* — Michael R. Schacht;
Schacht Law Office, Inc.

- (56) **References Cited**
U.S. PATENT DOCUMENTS
193,006 A * 7/1877 La France G09F 7/08
D20/17
D15,480 S * 10/1884 Sommer D20/29
2,895,245 A * 7/1959 Spangler G09F 13/0404
D20/29

(57) **CLAIM**
The ornamental design for a decorative light, as shown and described.

DESCRIPTION

FIG. 1 is a perspective view of my decorative light;
FIG. 2 is a front view of the decorative light of FIG. 1;
FIG. 3 is a right side view of the decorative light of FIG. 1;
FIG. 4 is a left side view of the decorative light of FIG. 1;
FIG. 5 is a top plan view of the decorative light of FIG. 1;
FIG. 6 is a bottom plan view of the decorative light of FIG. 1;
and,
FIG. 7 is a back view of the decorative light of FIG. 1.

1 Claim, 3 Drawing Sheets

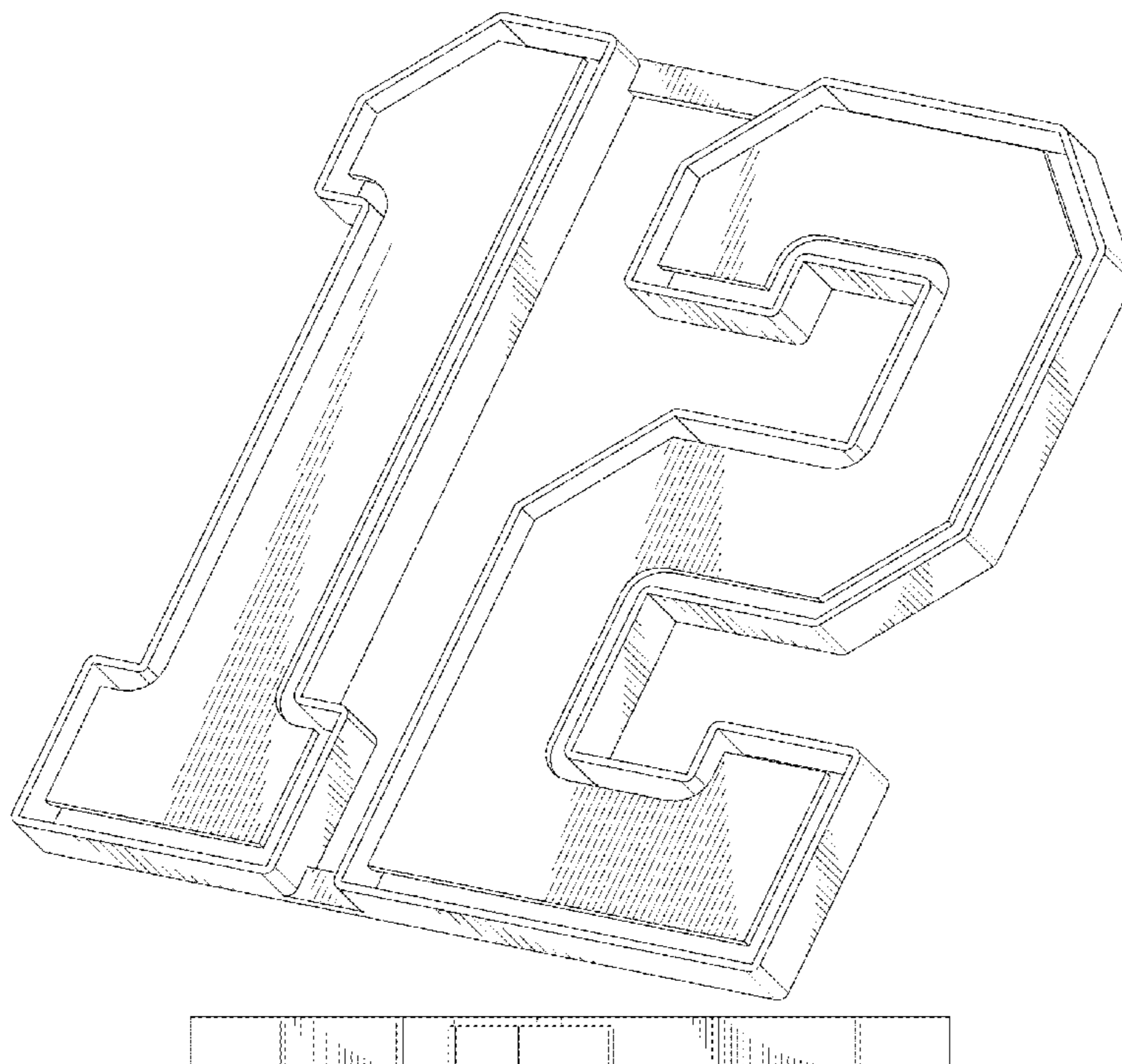


FIG. 1




FIG. 2

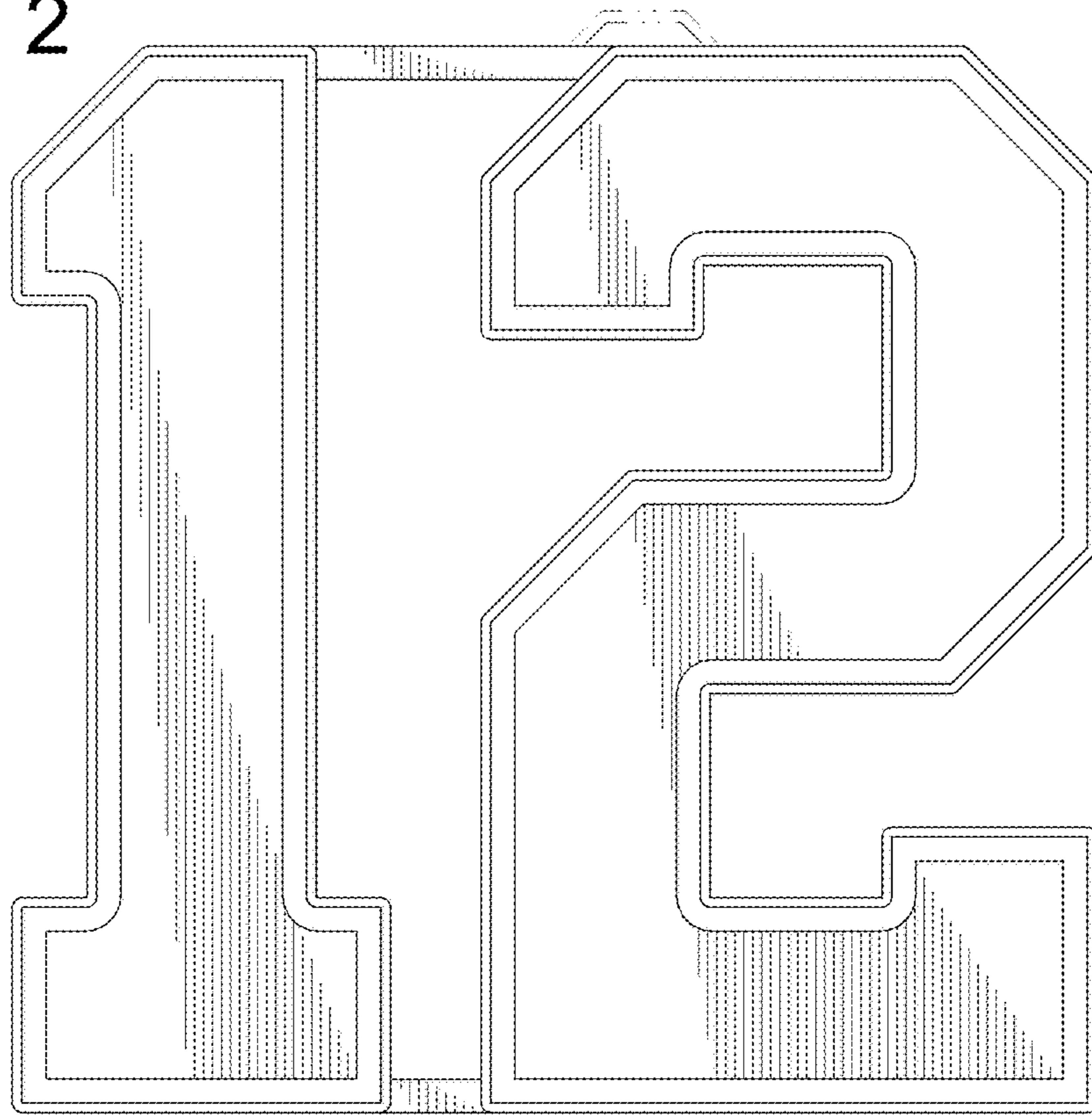


FIG. 3



FIG. 4




FIG. 5




FIG. 6




FIG. 7

