



US00D785214S

(12) **United States Design Patent**
Peat

(10) **Patent No.:** **US D785,214 S**

(45) **Date of Patent:** **** Apr. 25, 2017**

(54) **TAIL LAMP**

(71) Applicant: **Jaguar Land Rover Limited**, Whitley, Coventry (GB)

(72) Inventor: **Anthony Peat**, Coventry (GB)

(73) Assignee: **Jaguar Land Rover Limited**, Whitley, Coventry (GB)

(**) Term: **15 Years**

(21) Appl. No.: **29/539,503**

(22) Filed: **Sep. 15, 2015**

(30) **Foreign Application Priority Data**

Mar. 16, 2015 (EM) 002656421

(51) **LOC (10) Cl.** **26-06**

(52) **U.S. Cl.**
USPC **D26/28**

(58) **Field of Classification Search**

USPC D26/28-36; 362/61, 80-83, 267-269,
362/459-468, 475-478, 485-487

CPC F21S 48/00; F21S 48/10; F21S 48/115;
F21S 48/225; F21S 48/1233; F21S
48/1266; F21S 48/1388; F21S 48/2268;
F21V 21/04; B60Q 1/02; B60Q 1/04

See application file for complete search history.

(56) **References Cited**

U.S. PATENT DOCUMENTS

D560,292 S * 1/2008 Sato D26/28
D570,015 S * 5/2008 Hsu D26/28

D574,524 S * 8/2008 Tomatsu D26/28

* cited by examiner

Primary Examiner — Marcus Jackson

(74) *Attorney, Agent, or Firm* — Wood Herron & Evans
LLP

(57) **CLAIM**

The ornamental design for a tail lamp, as shown and described.

DESCRIPTION

FIG. 1 is a front view of a tail lamp for a vehicle according to the present invention.

FIG. 2 is a rear view of the tail lamp shown in FIG. 1.

FIG. 3 is a left side view thereof.

FIG. 4 is a right side view thereof.



FIG. 5 is a top view thereof.

FIG. 6 is a front right perspective view thereof.

FIG. 7 is a rear left perspective view thereof; and,

FIG. 8 is a front right perspective view of the tail lamp shown in FIGS. 1-8, with the tail lamp shown mounted on a vehicle that is depicted in de-emphasized and half tone portions so as to illustrate the environmental structure. These portions form no part of the claimed invention. More particularly, in FIG. 8, the tail lamp of the present invention is shown within the broken lines, and any elements shown outside of the broken lines form no part of the claimed invention, but are instead included to show environmental aspects of the claimed invention.

1 Claim, 5 Drawing Sheets






FIG. 1




FIG. 2

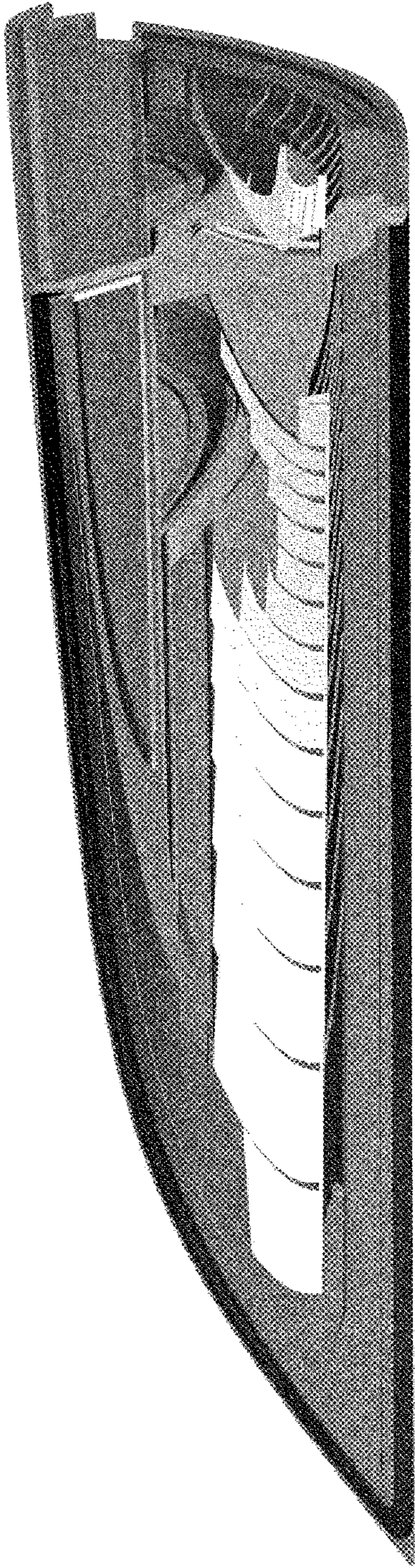


FIG. 3



FIG. 4

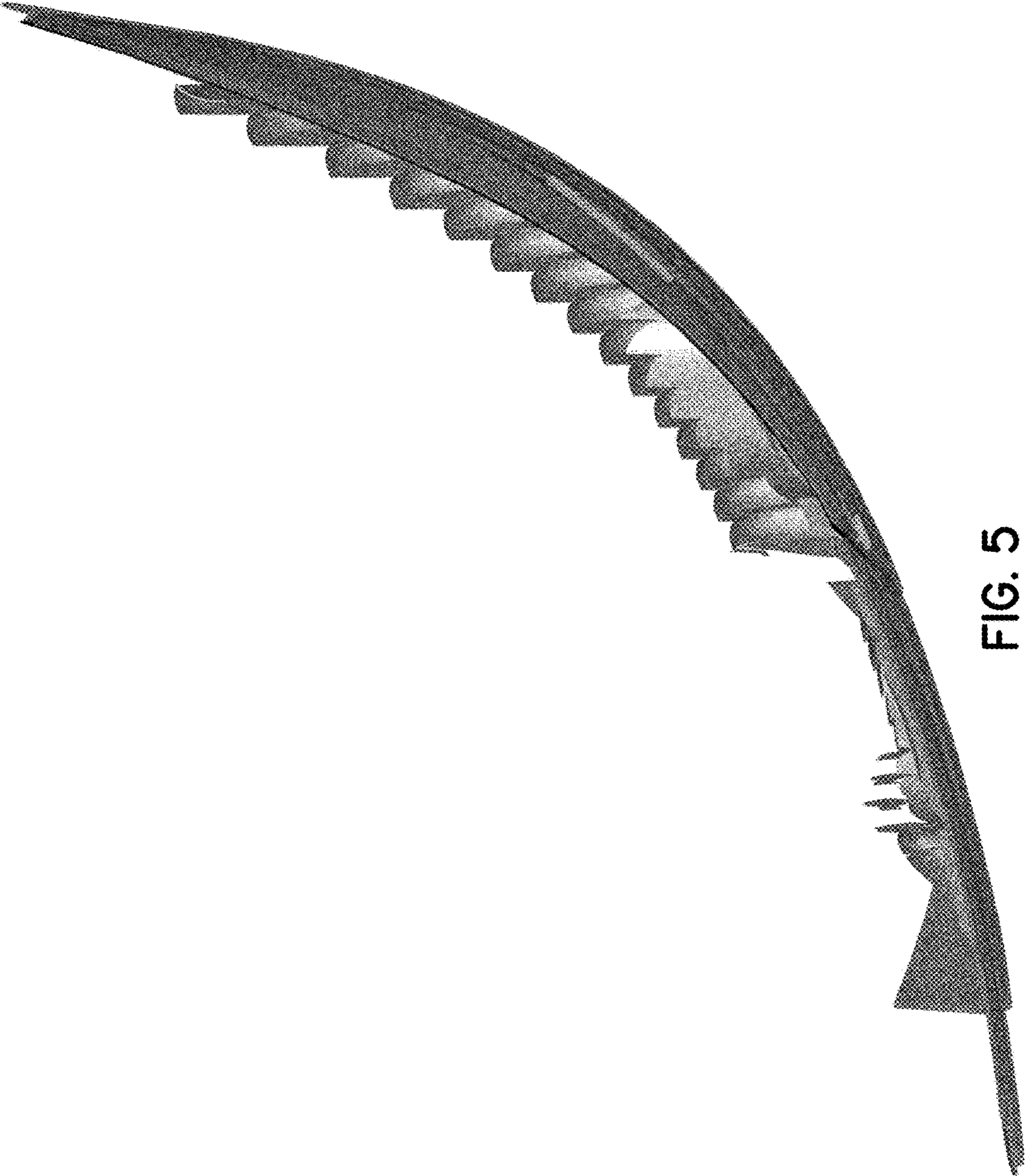


FIG. 5




FIG. 6

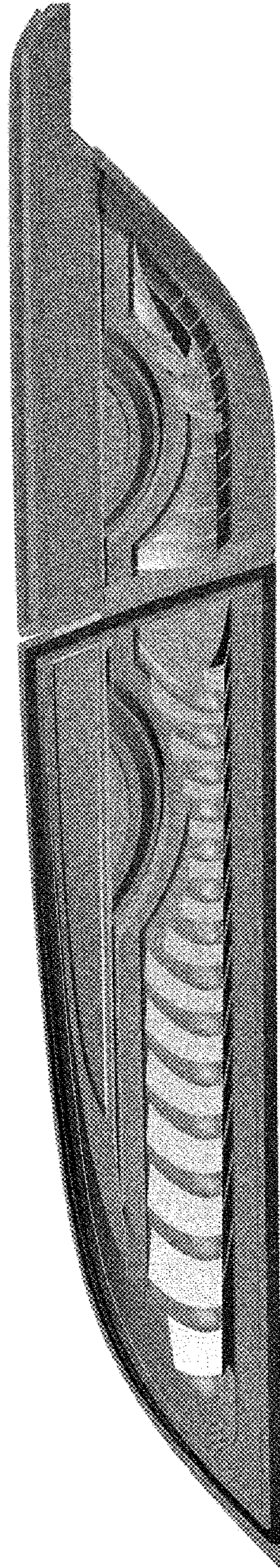


FIG. 7




FIG. 8