



US00D785212S

(12) **United States Design Patent**
Kilian et al.

(10) **Patent No.:** **US D785,212 S**
(45) **Date of Patent:** **** Apr. 25, 2017**

(54) **ARCHITECTURAL FIXTURE**
(71) Applicant: **ARKTURA LLC**, Gardena, CA (US)
(72) Inventors: **Robert Kilian**, Venice, CA (US); **Kevin Kane**, Los Angeles, CA (US); **Chris Kabatsi**, Venice, CA (US)

3,624,388 A * 11/1971 Schwartz E04B 9/04
362/330
D584,849 S * 1/2009 Otero D26/118
8,119,775 B2 * 2/2012 Moretta C07K 16/2803
530/388.15
8,298,650 B2 * 10/2012 Reichwein B32B 25/14
428/156

(Continued)

(73) Assignee: **Arktura LLC**, Los Angeles, CA (US)
(**) Term: **15 Years**

(21) Appl. No.: **29/535,224**

(22) Filed: **Aug. 4, 2015**

Related U.S. Application Data

(63) Continuation-in-part of application No. 29/532,283, filed on Jul. 3, 2015.

(51) **LOC (10) Cl.** **25-01**

(52) **U.S. Cl.**
USPC **D25/138**

(58) **Field of Classification Search**
USPC D25/138, 139, 140, 141, 143, 144, 145,
D25/146, 147, 148, 149, 151, 152, 153,
D25/154, 155, 156, 157, 158, 159, 160,
D25/161, 162, 163, 48.5, 58, 103, 142;
D5/1, 2, 3, 5, 6, 8, 11, 12, 15, 16, 24, 29,
D5/32, 43, 47, 54, 58, 53
CPC .. E04B 2001/2481; E04B 1/84; E04B 1/8404;
E04B 9/00; E04B 1/86; E04B 2001/1984;
E04B 9/22; E04B 9/225; E04B 9/24;
E04B 9/242; F21V 7/043; F21V 21/02;
F21V 21/104; E04F 13/00

See application file for complete search history.

(56) **References Cited**

U.S. PATENT DOCUMENTS

2,958,761 A * 11/1960 Wakefield E04B 9/32
248/343
D193,658 S * 9/1962 de Leon D25/163

OTHER PUBLICATIONS

Arktura Architectural Products / Hart Associates Kansas (on-line), dated Mar. 19, 2016. Retrieved from Internet Jan. 3, 2017, URL: <http://hartks.com/arktura-architectural/> (2 pages).*

Primary Examiner — Vy Koenig

Assistant Examiner — Kimberly Barnes

(74) *Attorney, Agent, or Firm* — Zuber Lawler & Del Duca LLP; Matthew J. Spark

(57) **CLAIM**

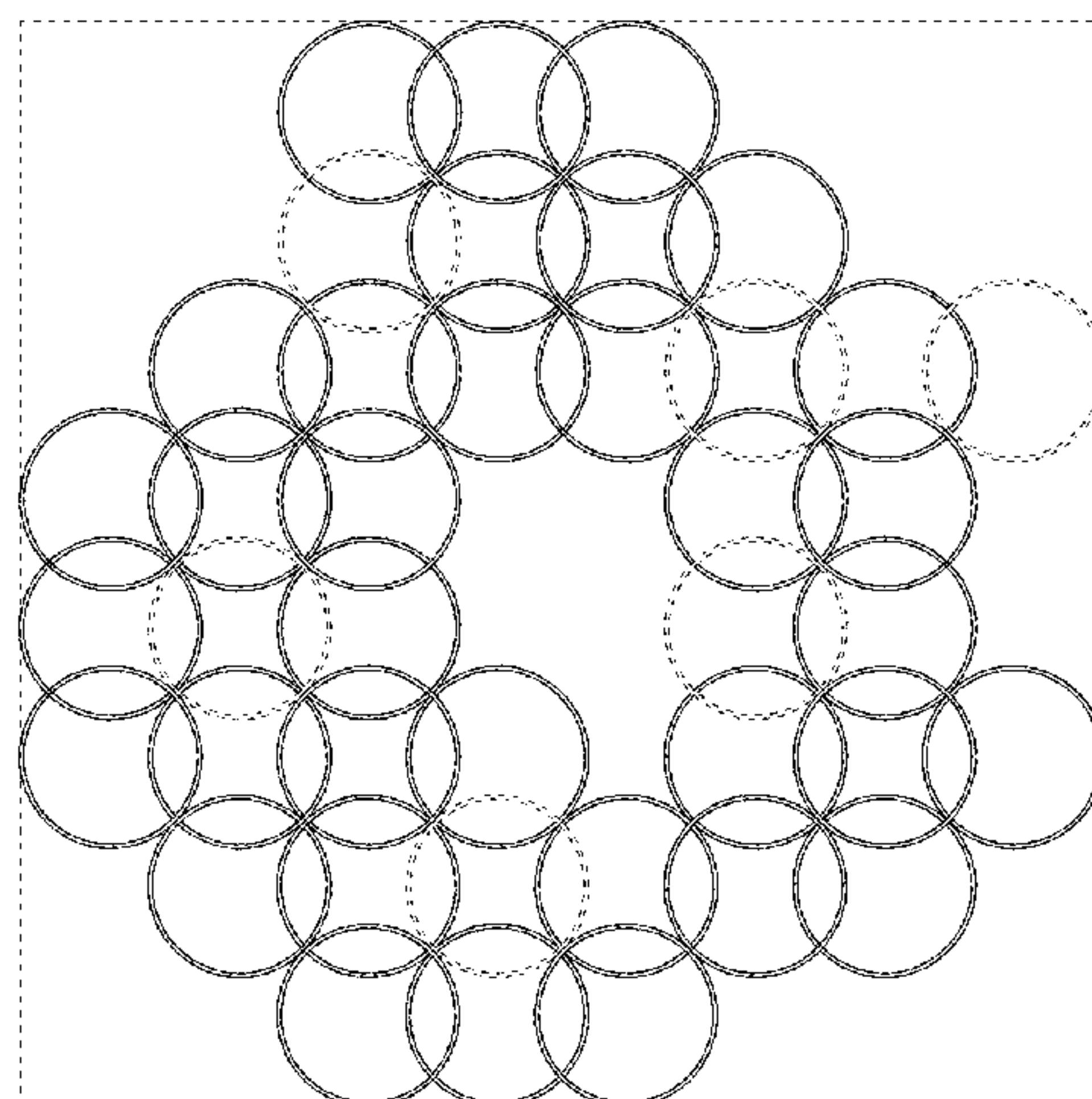
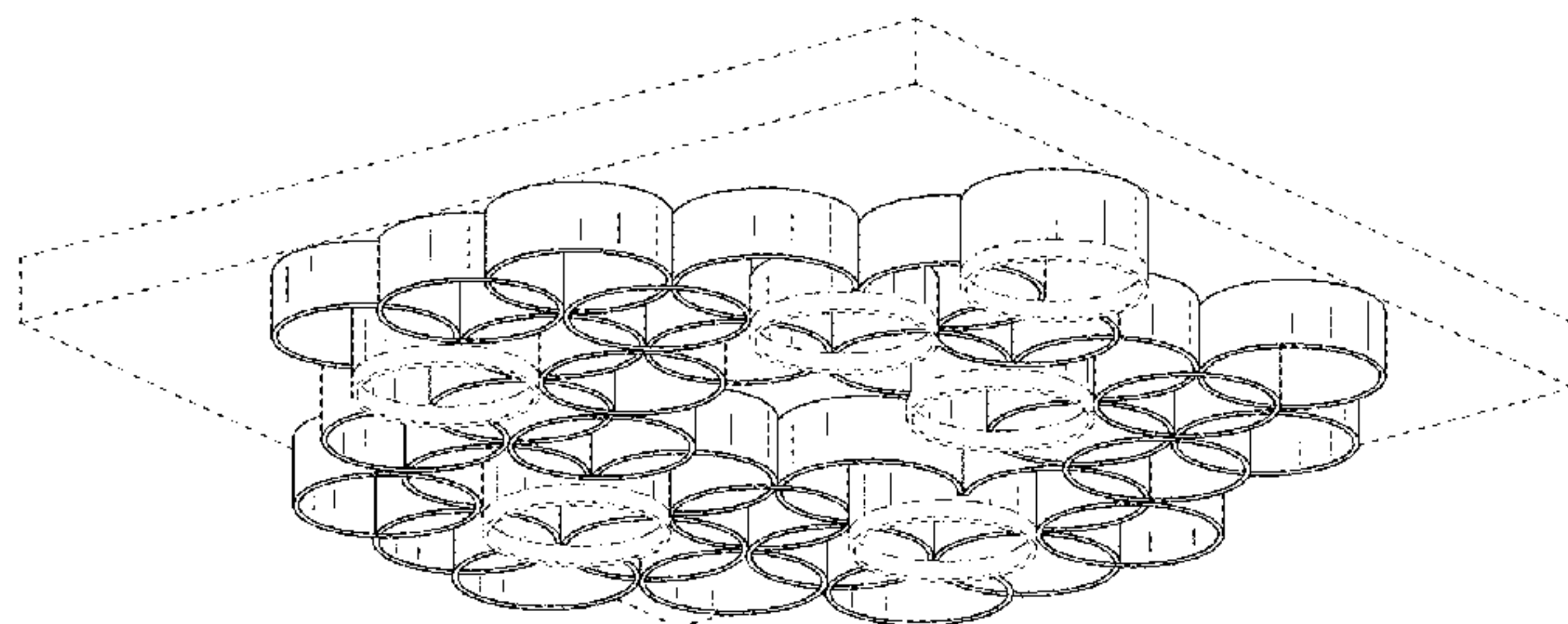
The ornamental design for an architectural fixture, as shown and described.

DESCRIPTION

FIG. 1 is a perspective view of our new design for an architectural fixture;
FIG. 2 is a front elevational view thereof;
FIG. 3 is a right elevational view thereof;
FIG. 4 is a rear elevational view thereof;
FIG. 5 is a left elevational view thereof;
FIG. 6 is a bottom plan view thereof; and,
FIG. 7 is a top plan view thereof.

The evenly dashed lines showing a square panel in the accompanying figures illustrate environment that forms no part of the claimed design. The remaining evenly dashed lines illustrate portions of the architectural fixture that form no part of the claimed design. The dash-dot-dash lines illustrate boundaries and form no part of the claimed design.

1 Claim, 3 Drawing Sheets



(56)

References Cited

U.S. PATENT DOCUMENTS

8,512,848	B2 *	8/2013	Reichwein	B32B 3/10 428/156
D703,834	S *	4/2014	Schober	D25/105
D703,835	S *	4/2014	Schober	D25/105
8,976,080	B2 *	3/2015	Richards	G09G 3/002 345/1.3
9,204,742	B2 *	12/2015	Jensen	A47G 9/0238
2008/0041849	A1 *	2/2008	Wang	B65D 9/06 220/4.28
2012/0236217	A1 *	9/2012	Kitai	G02F 1/133603 349/5

* cited by examiner

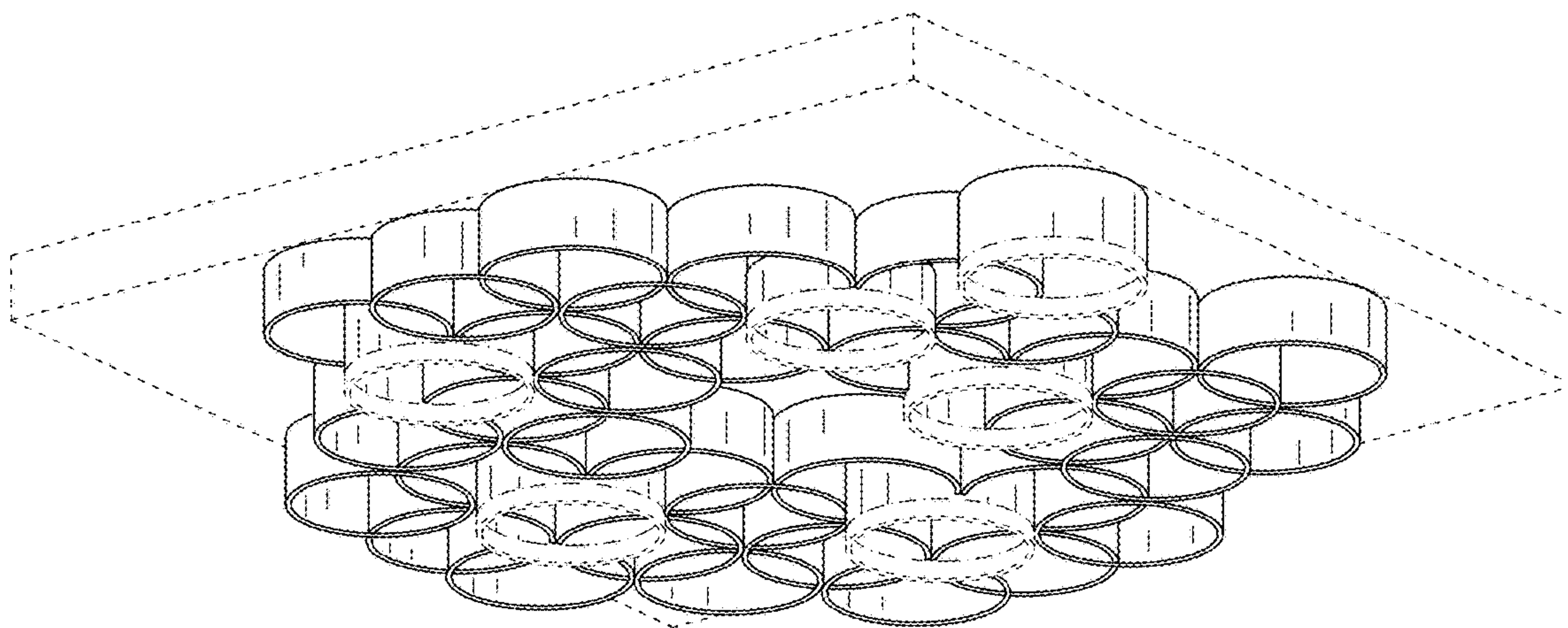


FIG. 1

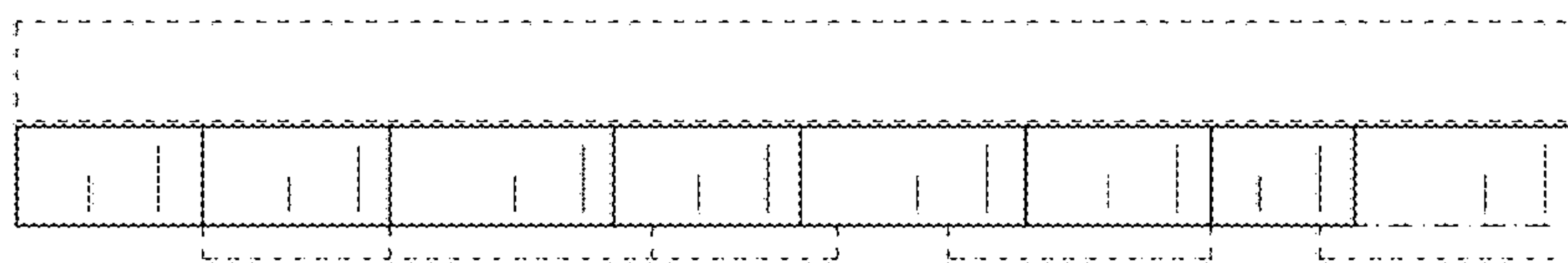


FIG. 2

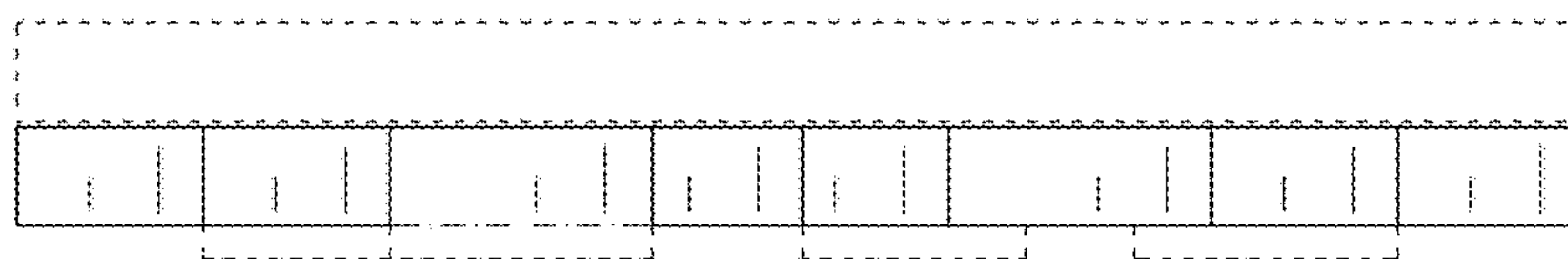


FIG. 3

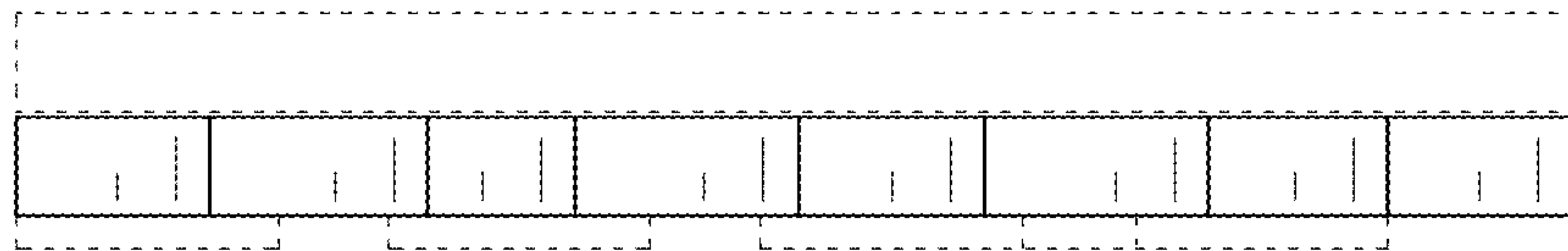


FIG. 4




FIG. 5

FIG. 6

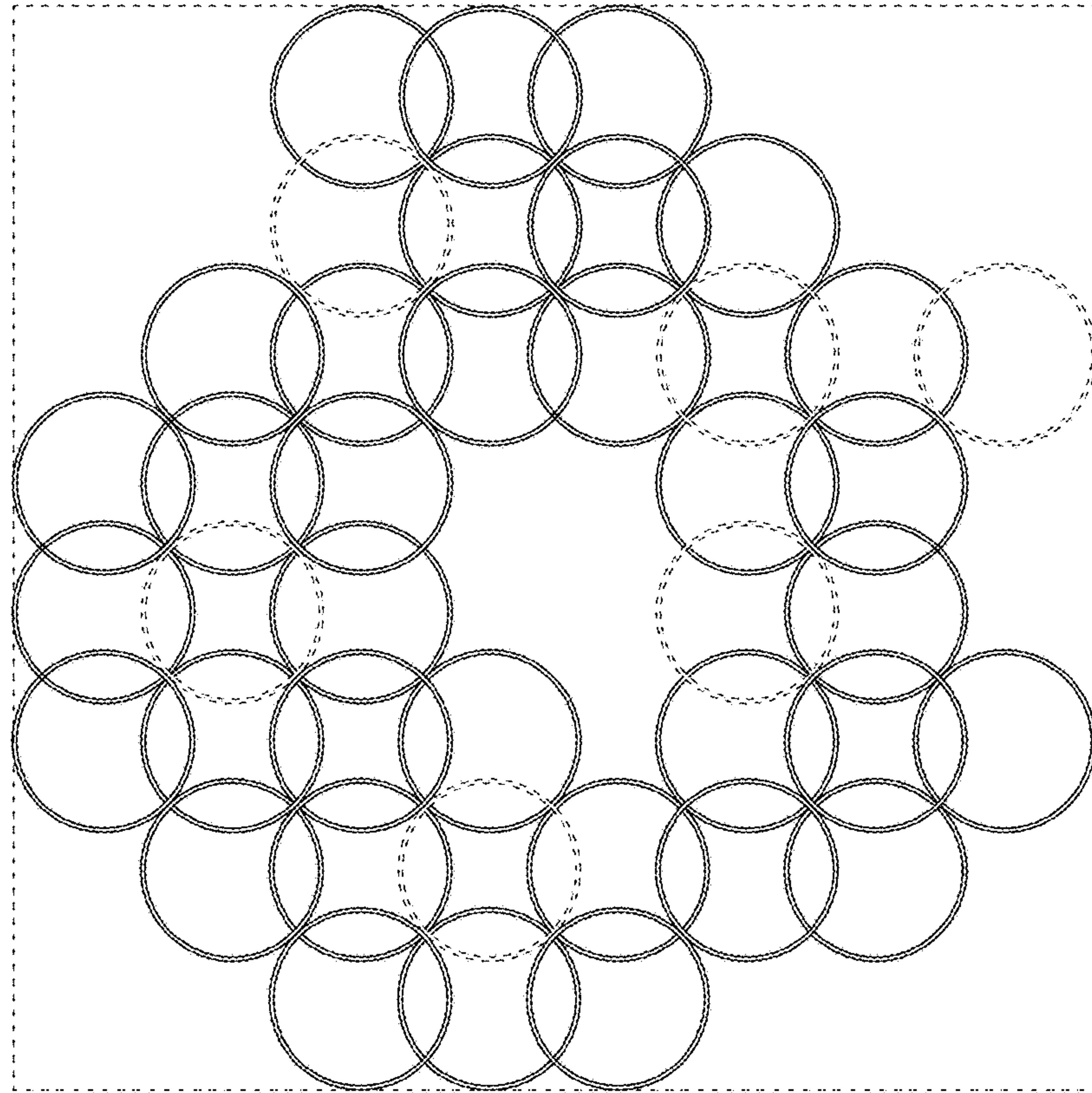


FIG. 7

