



US00D785201S

(12) **United States Design Patent**
Hassman

(10) **Patent No.:** **US D785,201 S**
(45) **Date of Patent:** **** Apr. 25, 2017**

(54) **GAZEBO CANOPY**

- (71) Applicant: **Ellen Hassman**, Hollywood, FL (US)
- (72) Inventor: **Ellen Hassman**, Hollywood, FL (US)
- (**) Term: **15 Years**
- (21) Appl. No.: **29/539,203**
- (22) Filed: **Sep. 11, 2015**
- (51) **LOC (10) Cl.** **25-02**
- (52) **U.S. Cl.**
USPC **D25/56**
- (58) **Field of Classification Search**
USPC D25/22, 56, 57, 61; 52/63, 66, 73, 74,
52/75, 78, 82, 87, 89, 90.1; 135/87, 90,
135/58, 160, 907, 908
CPC E04H 15/18; E04H 15/34; E04H 15/58
See application file for complete search history.

(56) **References Cited**

U.S. PATENT DOCUMENTS

D483,498 S *	12/2003	Wang	D25/56
D501,681 S *	2/2005	Wang	D25/1
D505,731 S *	5/2005	Wang	D25/1
D506,262 S *	6/2005	Wang	D25/56
D506,263 S *	6/2005	Wang	D25/1
D506,265 S *	6/2005	Wang	D25/1
D514,230 S *	1/2006	Lin	D25/56
D532,116 S *	11/2006	Merritt	D25/56
7,207,344 B2 *	4/2007	Wu	E04H 15/58 135/158
D562,989 S *	2/2008	Chipman	D25/56
D570,494 S *	6/2008	Tseng	D25/56
D659,258 S *	5/2012	Wang	D25/22
D670,003 S *	10/2012	Lovley, II	D21/837
9,243,422 B2 *	1/2016	Hunt	E04H 15/34
2011/0209737 A1 *	9/2011	Konkle, Jr.	E04H 15/34 135/121
2016/0010321 A1 *	1/2016	Lavery	E04H 1/1205 52/656.9

FOREIGN PATENT DOCUMENTS

CN	300877576	*	1/2009
CN	302883877	*	7/2014

OTHER PUBLICATIONS

<https://www.youtube.com/watch?v=Jm0IN7rWqc0>, Posted Feb. 16, 2012.*
<http://www.bbq-brethren.com/forum/showthread.php?t=169222>,
 Posted Aug. 22, 2013.*

* cited by examiner

Primary Examiner — Susan Bennett Hattan
Assistant Examiner — Leanne Was-Englehart
 (74) *Attorney, Agent, or Firm* — Robert M. Downey, P.A.

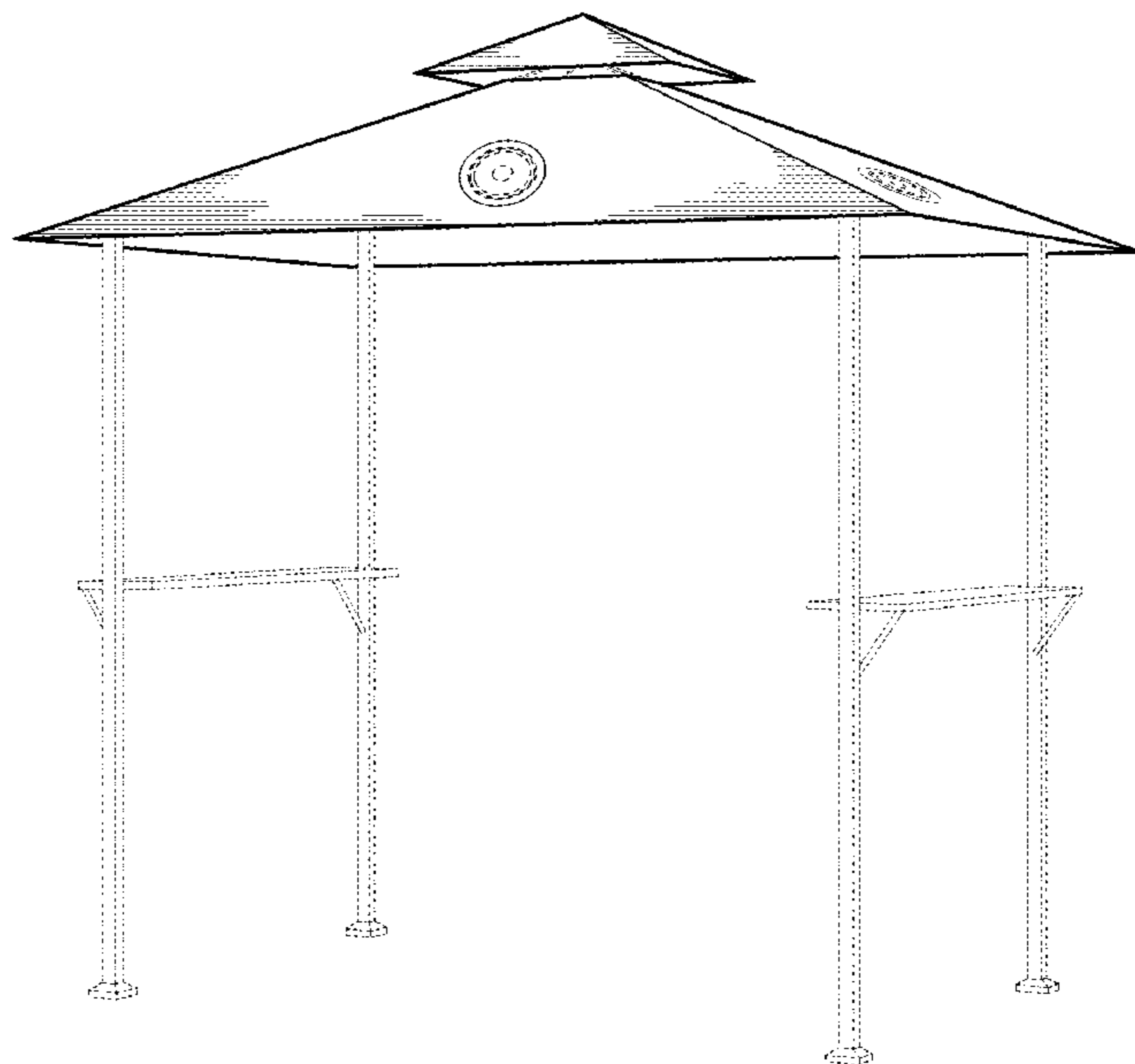
(57) **CLAIM**

The ornamental design for a gazebo canopy, as shown and described.

DESCRIPTION

FIG. 1 is a front perspective view of a gazebo canopy showing my new design;
 FIG. 2 is a front elevational view thereof, the rear elevational view being identical thereto;
 FIG. 3 is a right side elevational view thereof, the left side elevational view being identical thereto; and,
 FIG. 4 is a top plan view thereof.
 The broken lines shown in FIGS. 1-3 showing vertical support posts and end tables form no part of the claimed design.
 The broken lines in FIGS. 1-4 showing concentric circles on the sides of the canopy to indicate audio speakers form no part of the claimed design.

1 Claim, 4 Drawing Sheets



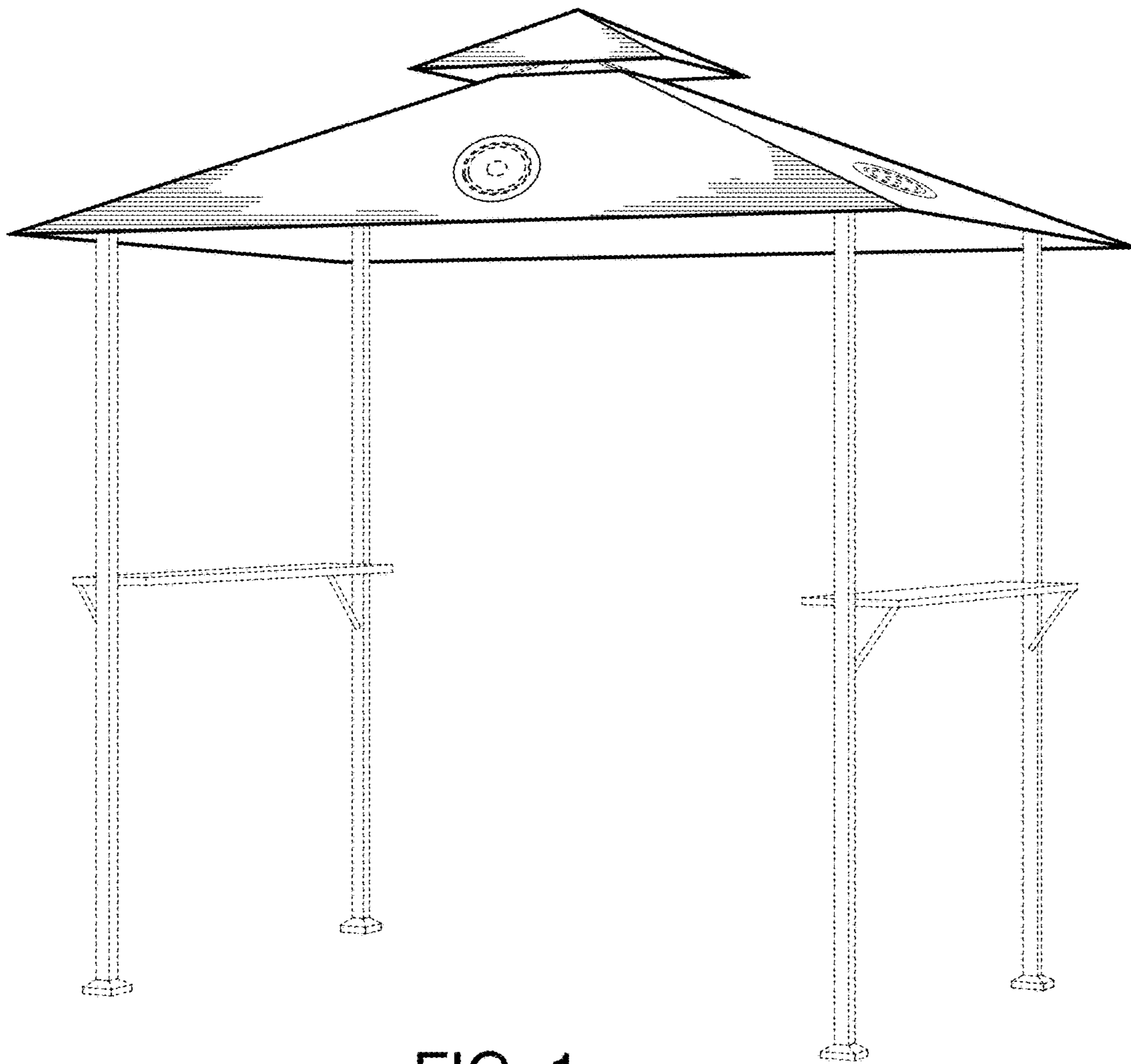


FIG. 1

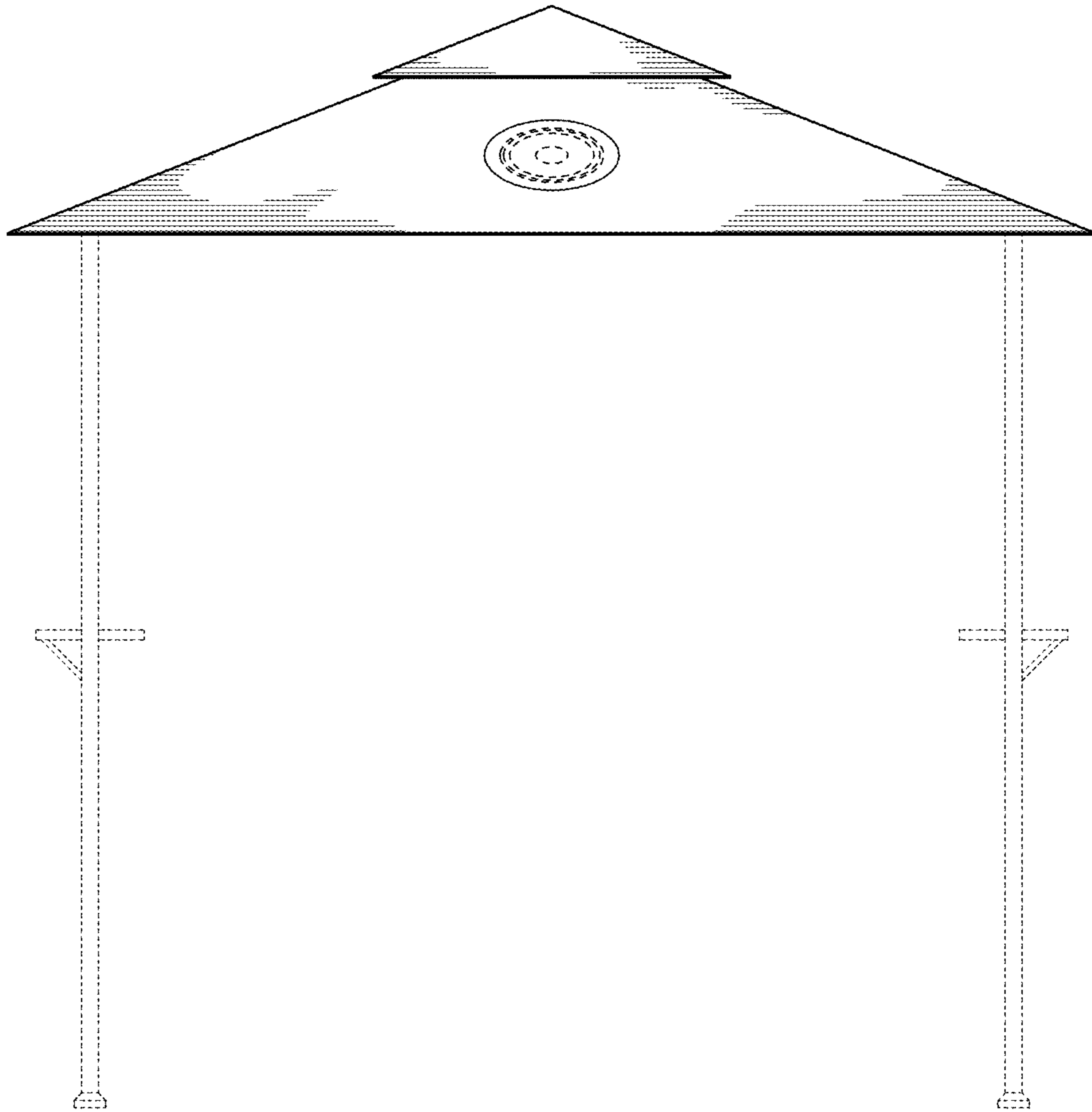


FIG. 2

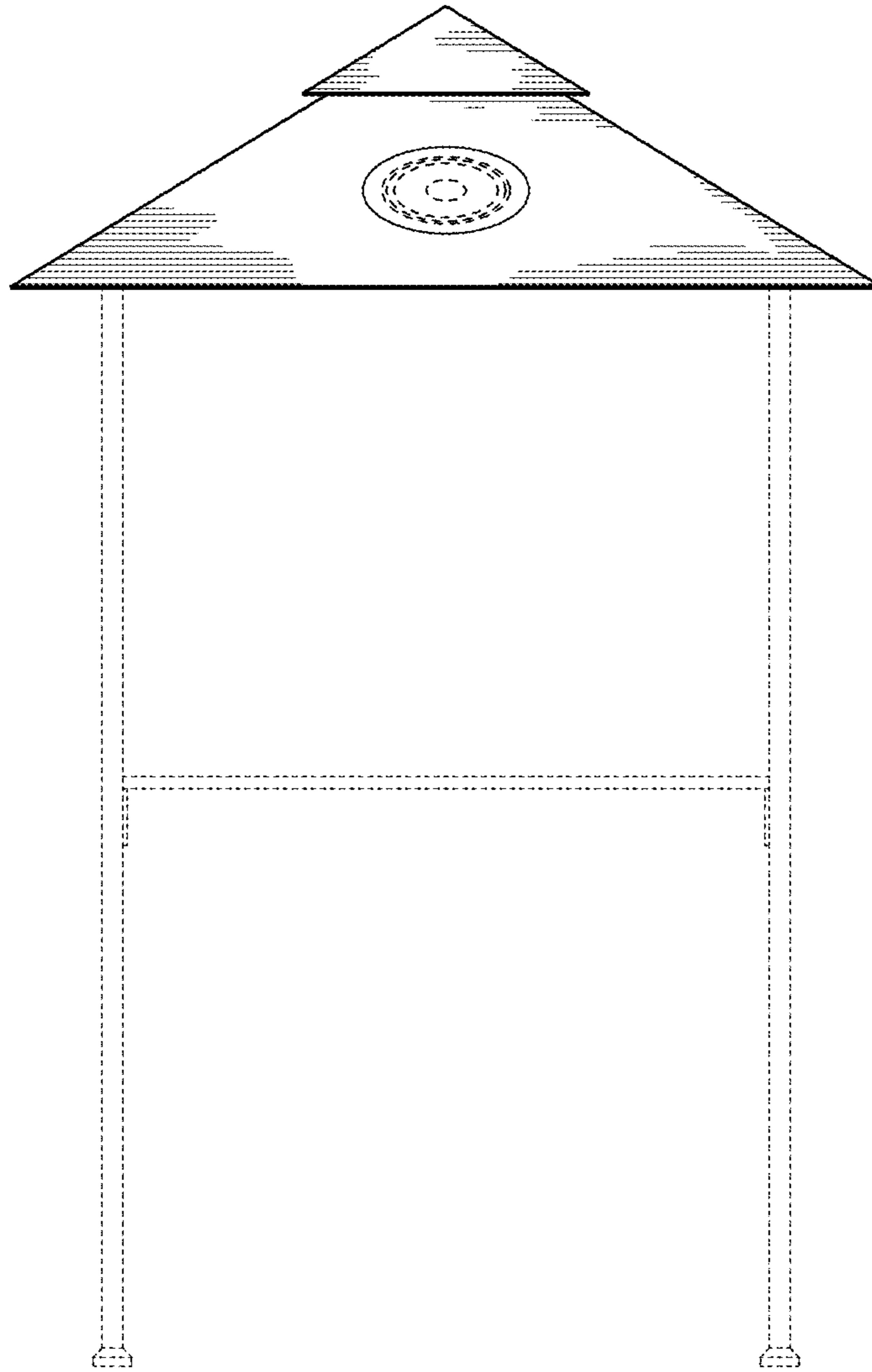


FIG. 3

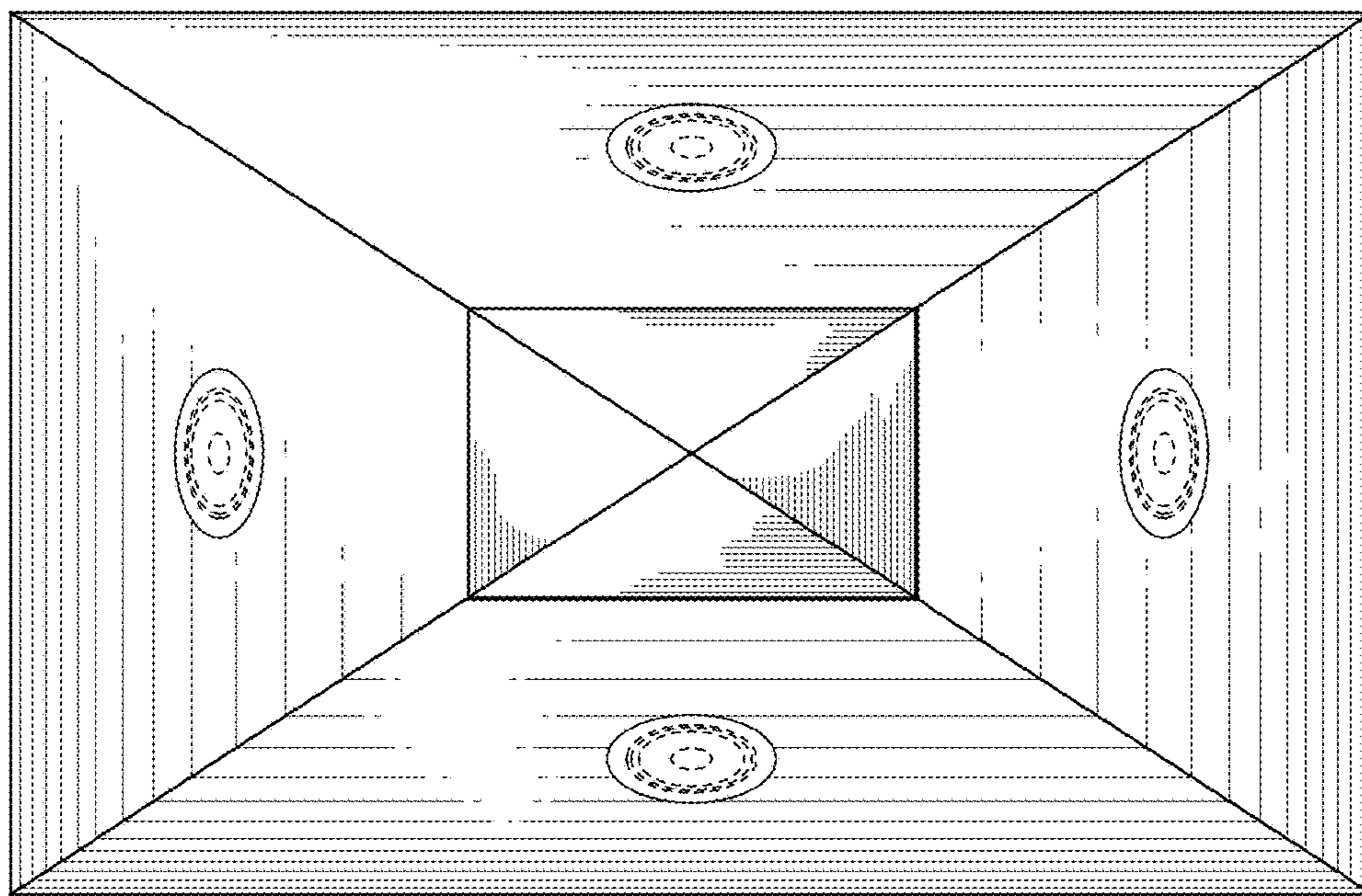


FIG. 4