



US00D785192S

(12) **United States Design Patent**
Lee et al.

(10) **Patent No.:** **US D785,192 S**
(45) **Date of Patent:** **** Apr. 25, 2017**

(54) **WALKING FRAME**
(71) Applicant: **Samsung Electronics Co., Ltd.**,
Suwon-si, Gyeonggi-do (KR)
(72) Inventors: **Seo Lee**, Yongin-si (KR); **Baekki Kim**,
Seoul (KR); **Jongchan Kwon**,
Yongin-si (KR); **Sangsung Woo**, Seoul
(KR); **Yangjic Lee**, Gwacheon-si (KR)
(73) Assignee: **SAMSUNG ELECTRONICS CO.,**
LTD., Suwon-si, Gyeonggi-Do (KR)
(**) Term: **15 Years**
(21) Appl. No.: **29/541,348**
(22) Filed: **Oct. 2, 2015**

(30) **Foreign Application Priority Data**
Apr. 3, 2015 (KR) 30-2015-0017159
(51) **LOC (10) Cl.** **24-04**
(52) **U.S. Cl.**
USPC **D24/190**
(58) **Field of Classification Search**
USPC D24/155, 188, 190-192
CPC A61F 5/028; A61F 5/0193; A61F 5/0123;
A61F 5/024; A61F 5/026; A61F 5/0125;
A61F 5/0102; A41D 13/0015; A41D
13/0506; A61H 2201/165
See application file for complete search history.

(56) **References Cited**
U.S. PATENT DOCUMENTS
4,905,678 A * 3/1990 Cumins A61F 5/0193
602/16
4,911,724 A * 3/1990 Fikes A61F 2/60
623/37
5,593,456 A * 1/1997 Merlette A61F 2/60
623/32

5,840,050 A * 11/1998 Lerman A61F 5/0193
602/19
6,488,644 B1 * 12/2002 Ostrom A61F 5/0193
403/87
6,769,134 B1 * 8/2004 Mendez A41D 13/065
2/22
D501,928 S * 2/2005 Smits D24/192
D735,872 S * 8/2015 Ljubimir D24/192
D749,227 S * 2/2016 Takama D15/199
9,468,554 B2 * 10/2016 Petursson A61F 5/30
2004/0102727 A1 * 5/2004 Smits A61F 5/0111
602/28
2004/0134500 A1 * 7/2004 Ingimundarson A61F 5/0113
128/882
2012/0330206 A1 * 12/2012 George A61F 5/0111
602/27
2013/0131569 A1 * 5/2013 Blum A61F 5/0111
602/27

* cited by examiner

Primary Examiner — George D Kirschbaum
Assistant Examiner — Jennifer Watkins
(74) *Attorney, Agent, or Firm* — Ladas & Parry LLP

(57) **CLAIM**
We claim the ornamental design for a walking frame, as shown and described.

DESCRIPTION
FIG. 1 is a front perspective view of a walking frame showing our new design.
FIG. 2 is a front view thereof;
FIG. 3 is a rear view thereof;
FIG. 4 is a left-side view thereof;
FIG. 5 is a right-side view thereof;
FIG. 6 is a top view thereof;
FIG. 7 is a bottom view thereof; and,
FIG. 8 is a rear perspective view thereof.
The broken lines in the drawings are for the purpose of illustrating portions of a walking frame and form no part of the claim.

1 Claim, 7 Drawing Sheets

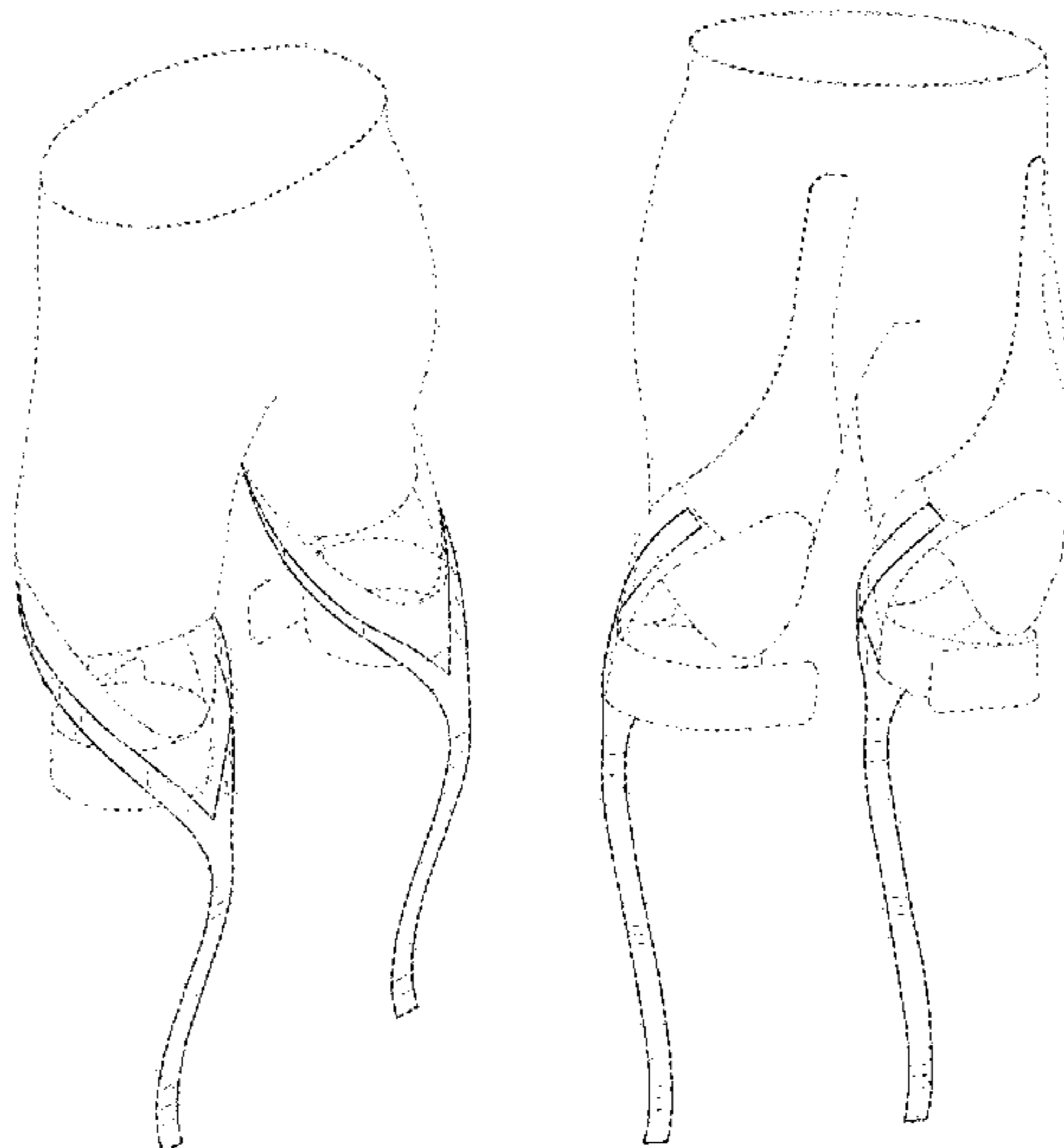


FIG. 1

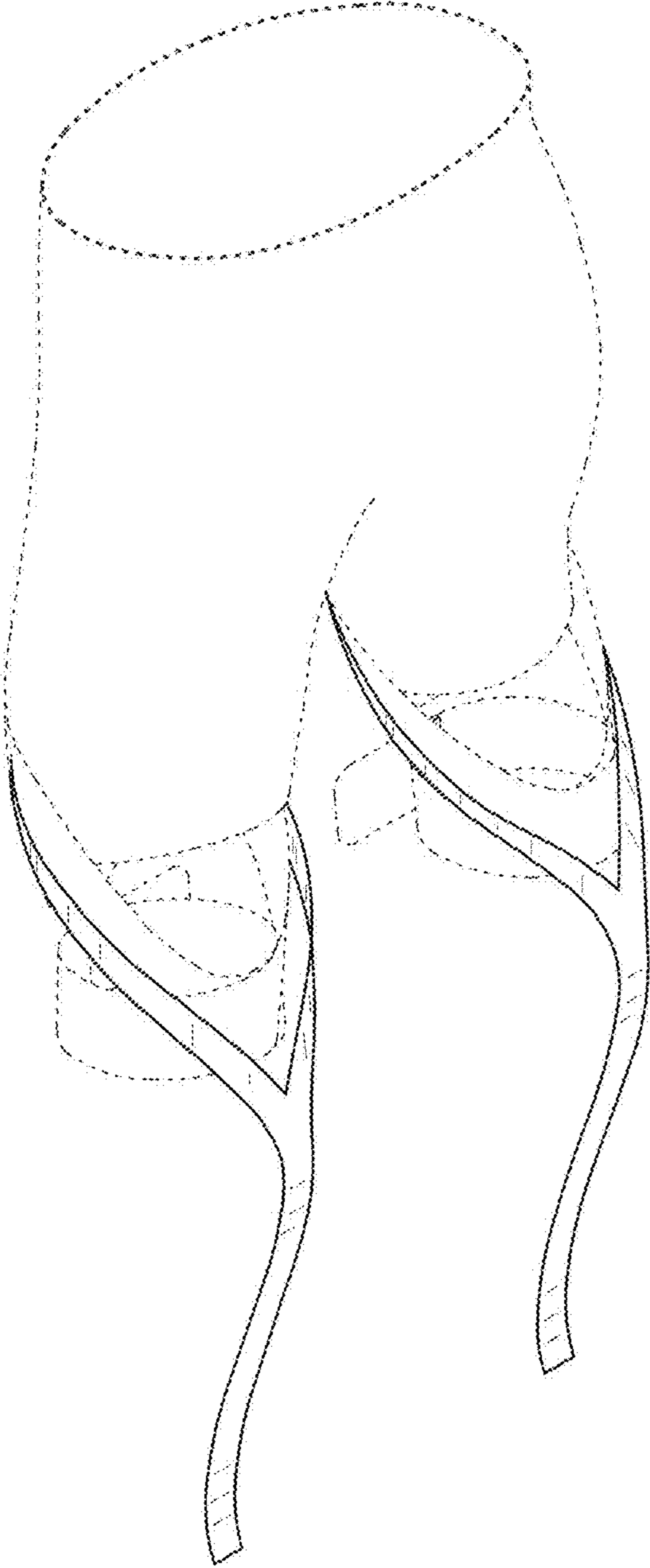


FIG. 2

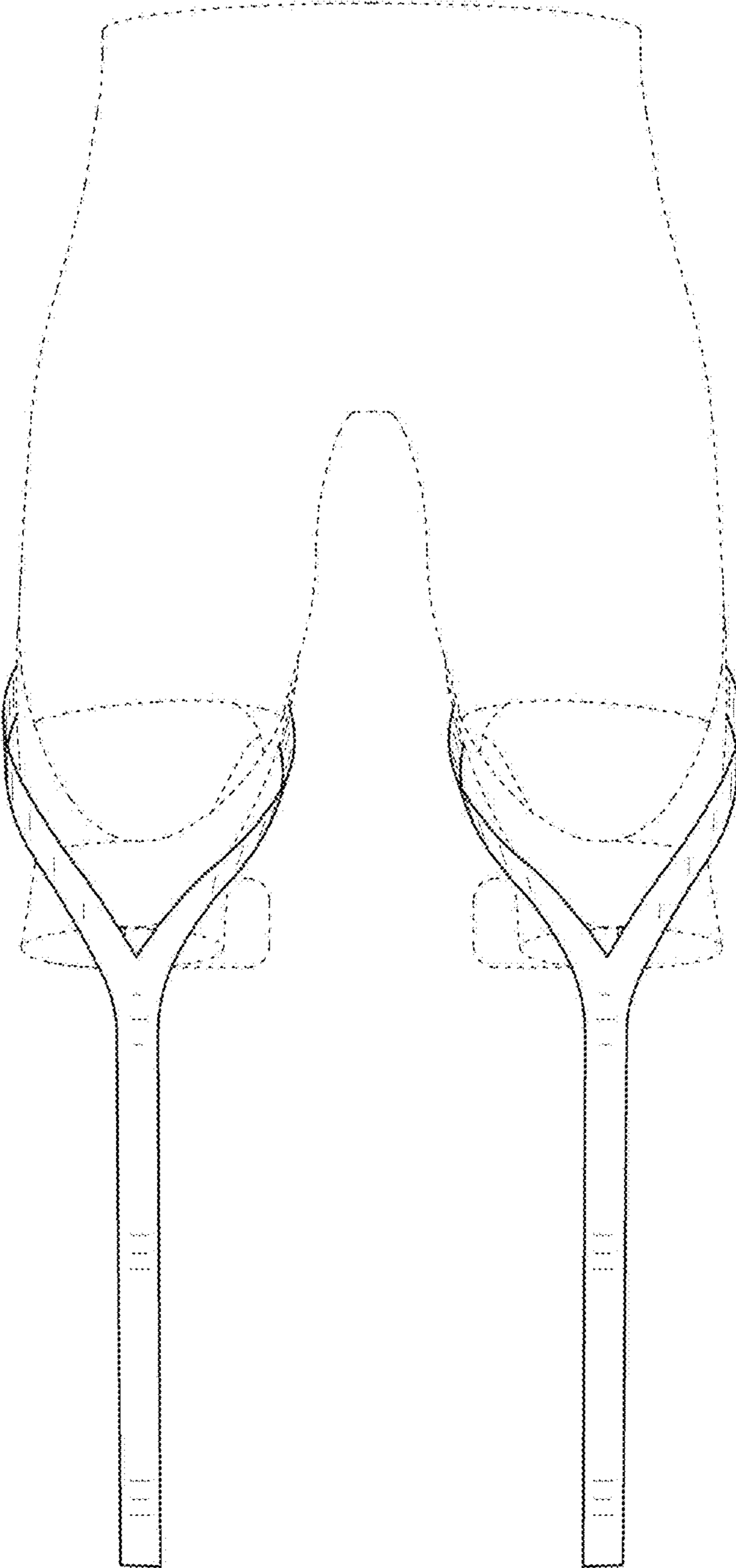


FIG. 3

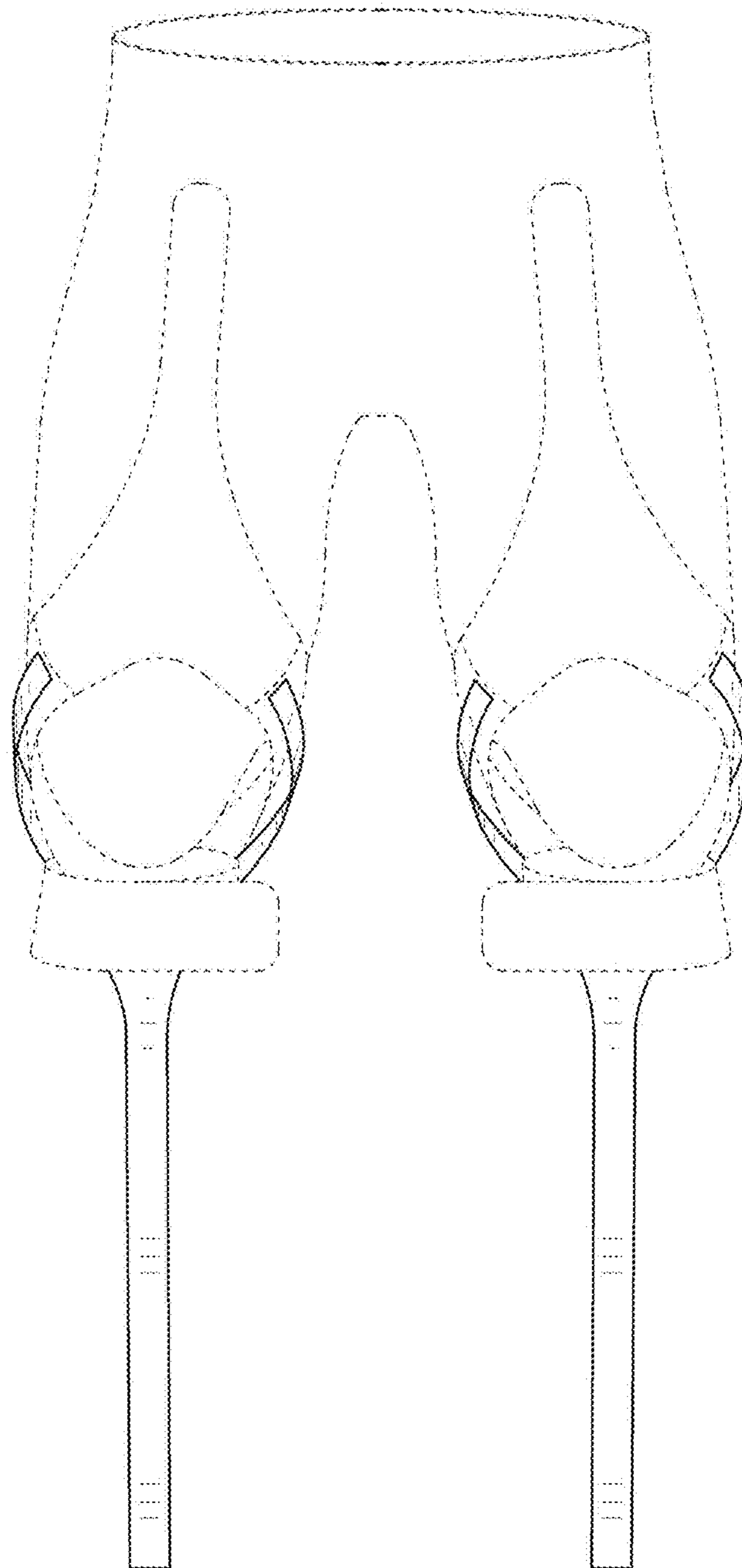


FIG. 4

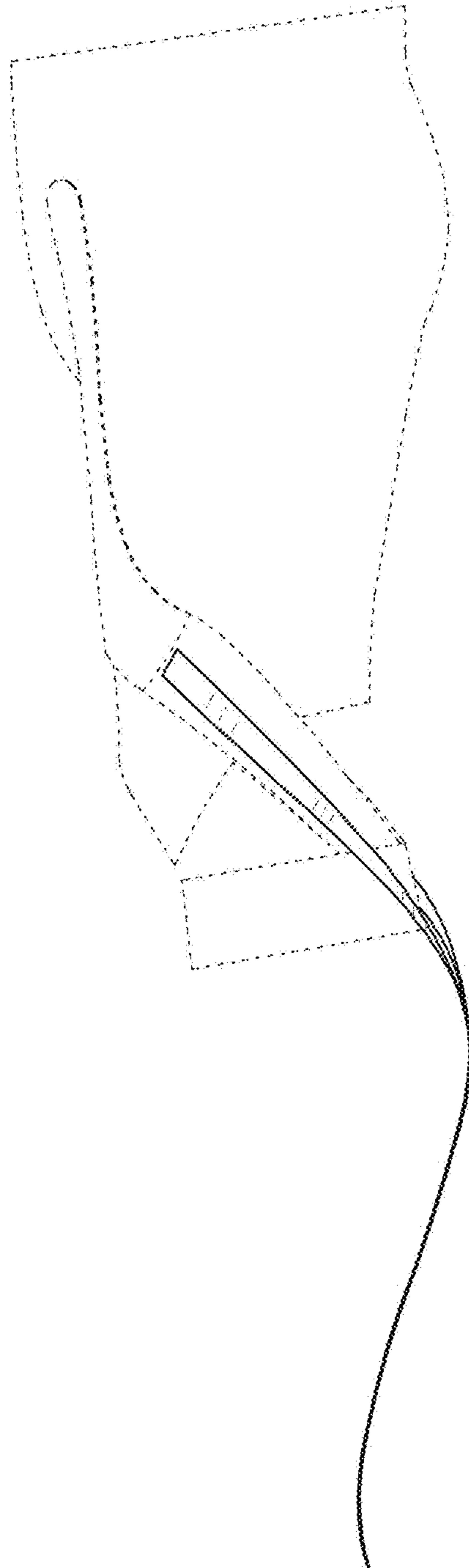


FIG. 5

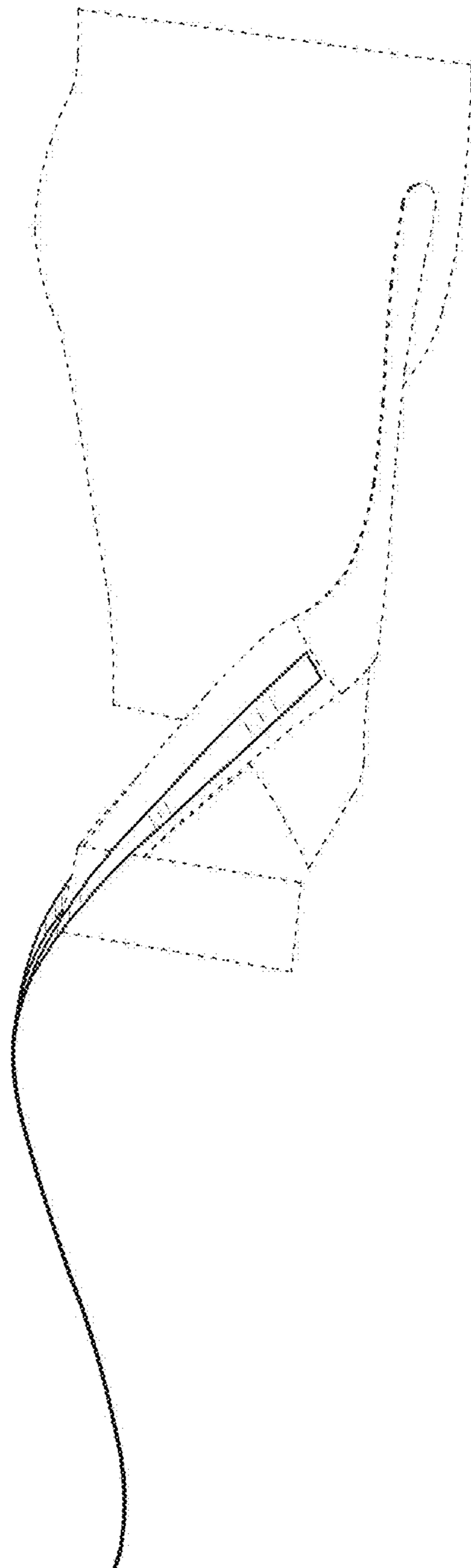


FIG. 6

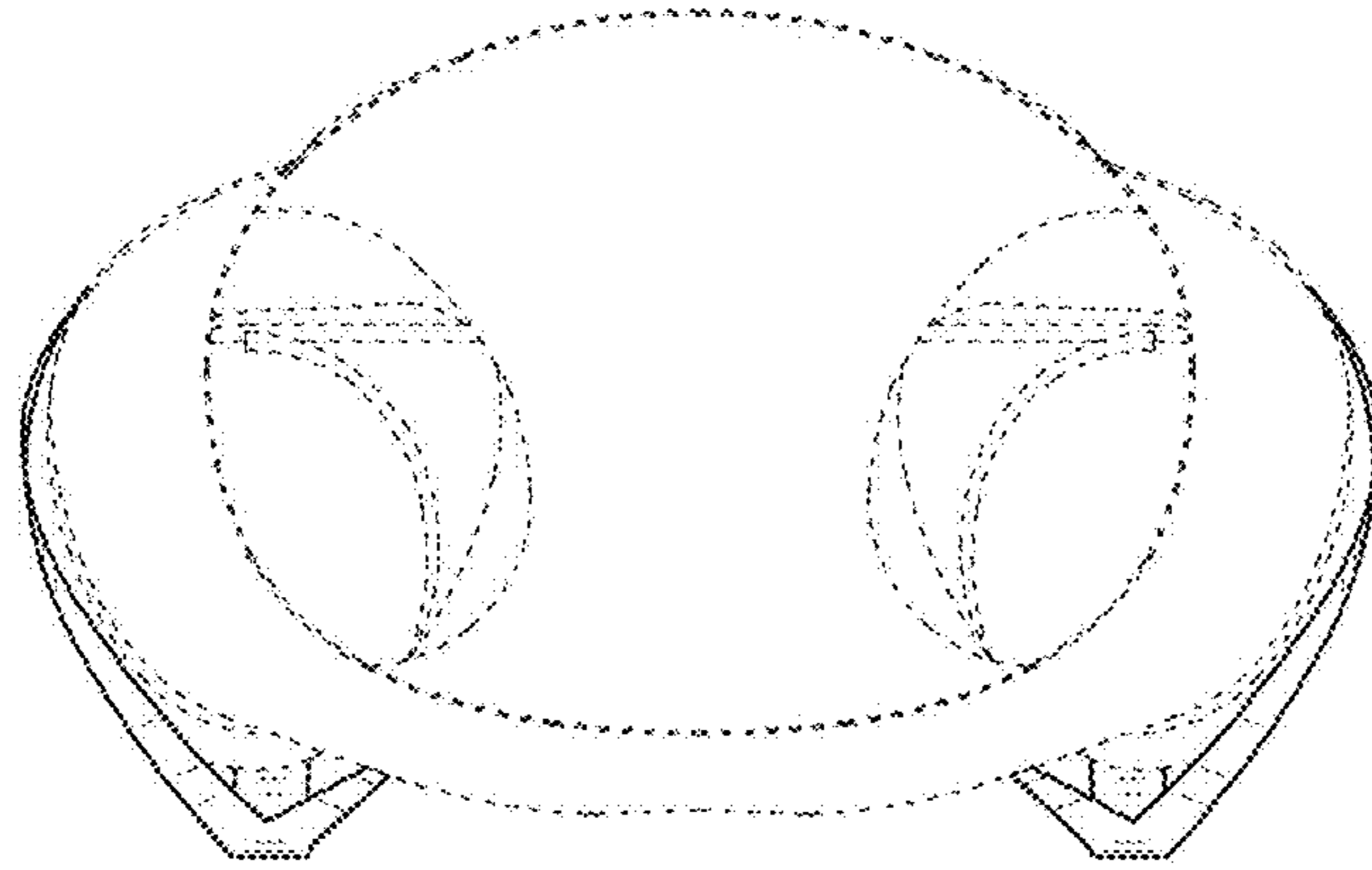


FIG. 7

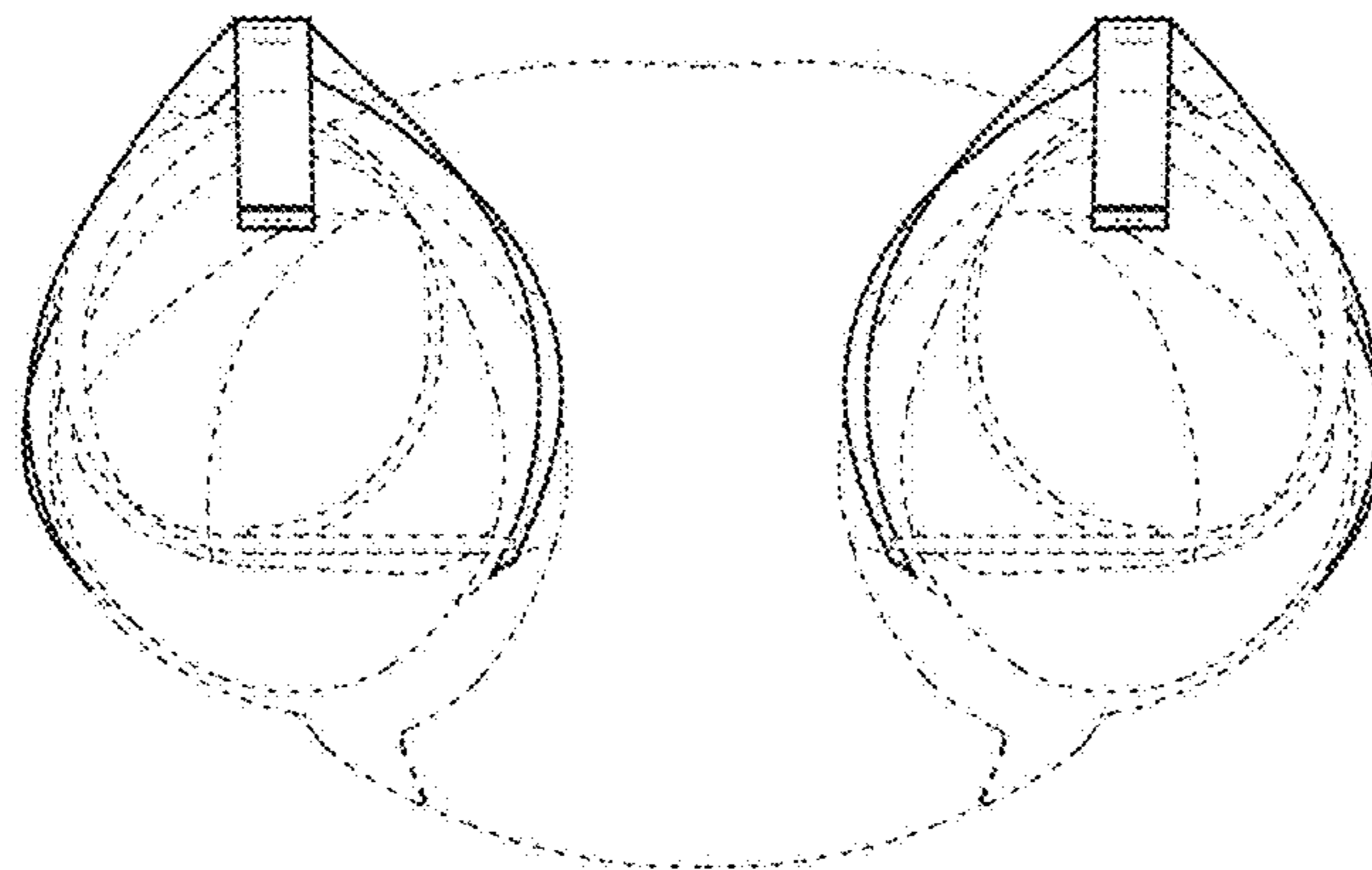


FIG. 8

